

U2 v standard

~~SECRET~~



Courtesy of
www.honda4fun.com

Honda4Fun
www.honda4fun.com



HONDA

CB750K6



3

PARTS LIST

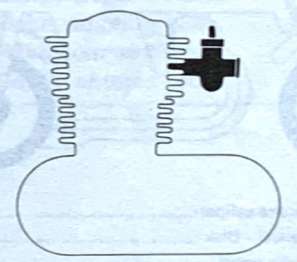
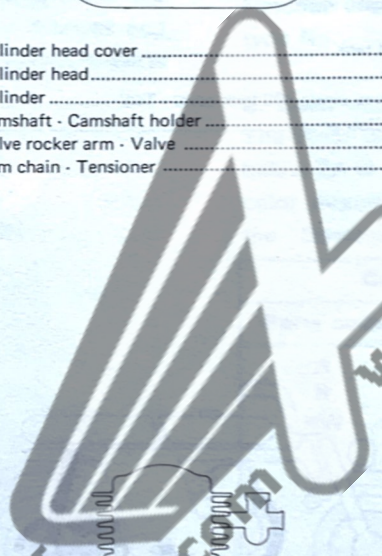
CONTENTS - ENGINE GROUP

CONTENTS

	Page
● Contents-Engine group	1
● Contents-Frame group	2
● Instruction for use of parts list	3
● How to use the flat rate time (F.R.T.)	6
● Model photograph	8
● Engine group	9
● Frame group	39
● Part No. index	93



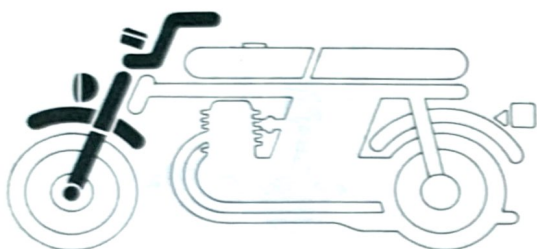
E- 1 Cylinder head cover	9	E-15 Crankshaft - Piston	28
E- 2 Cylinder head	10	E-16 Primary chain - Kick starter - Final shaft	30
E- 3 Cylinder	12	E-17 Transmission	32
E- 4 Camshaft - Camshaft holder	13	E-18 Gearshift drum - Spindle	35
E- 5 Valve rocker arm - Valve	14		
E- 6 Cam chain - Tensioner	15		



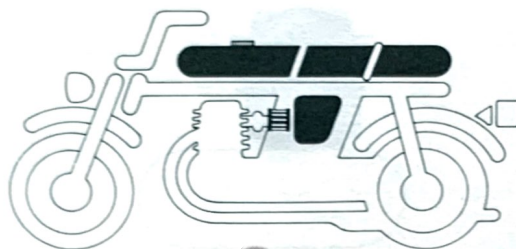
E- 7 Contact breaker	16	E-19 Carburetor	37
E- 8 Clutch cover	18		
E- 9 Clutch	19		
E-10 Generator - Dynamo cover	20		
E-11 Starting motor - Mission cover	22		
E-12 Oil filter - Oil pan	24		
E-13 Oil pump	25		
E-14 Crankcase	26		

Courtesy of www.honda4fun.com

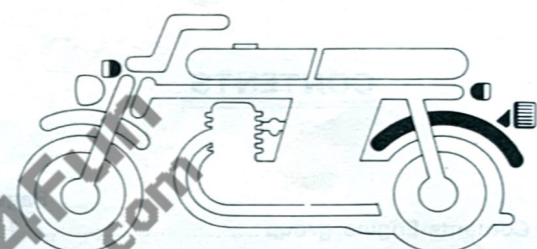
CONTENTS - FRAME GROUP



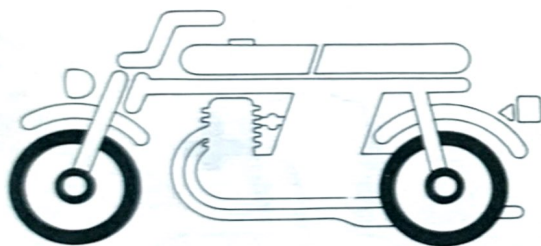
F- 1	Headlight (A, CM)	39
F-1-1	Headlight (ED, F, G)	40
F-1-2	Headlight (DK, DM, E, U)	42
F- 2	Speedometer · Tachometer	43
F- 3	Handle lever · Switch · Cable	45
F- 4	Handle pipe · Stem · Top bridge	47
F- 5	Front brake master cylinder	49
F- 6	Front fender	51
F- 7	Front fork	52



F-12	Fuel tank	61
F-13	Seat	62
F-14	Battery cover · Oil tank cover · Tool	63
F-15	Air cleaner	65



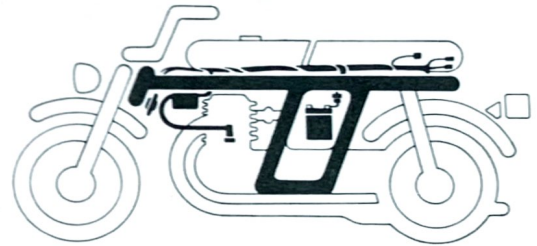
F-21	Rear fender	75
F-22	Winker (A, CM)	77
F-22-1	Winker (DK, DM, E, ED, F, U)	79
F-22-2	Winker (G)	81
F-23	Taillight (A, CM, DK, DM, U)	82
F-23-1	Taillight (E, ED, F)	83
F-23-2	Taillight (G)	85



F- 8	Front brake caliper	54
F- 9	Front wheel · Disk	56
F-10	Rear brake panel	58
F-11	Rear wheel	59



F-16	Exhaust muffer	66
F-17	Change pedal · Brake pedal · Kick arm	68
F-18	Stand · Step	70
F-19	Rear fork · Drive chain	72
F-20	Rear cushion	74



F-24	Battery · Regulator · Fuse	86
F-25	Wire harness · Ignition coil	89
F-26	Frame body	91

INSTRUCTION FOR USE OF PARTS LIST

This parts list is to be used when ordering replacement parts; it contains all parts for model CB750K6.

I. How to order parts

1. Information required

Replacement parts orders must contain both the **part number** and the **stamped number(s)** as described below. This is because any changes and modifications of parts are registered at HONDA with the pertinent parts and stamped numbers.

Numbers needed :

- (a) Carburetor parts : Part number and
Stamped carburetor identification number
- (b) Engine parts : Part number and
Stamped engine number
- (c) Frame parts : Part number and
Stamped frame number

II. How to read this parts list

1. Make-up of the part number

(Example) General parts



(Example) Bolts, nuts and other standard parts



2. Color code.

The color code at the end of the part number indicates the color. Codes below ZA in alphabetical order (such as ZA, ZB, ZC, etc.) do not indicate the color directly, but reference must be made to the HONDA code given in the "Description" column of this parts list.

Color code		Color description
Parts code	HONDA code	
A		White
B	NH-1	Black
XW		Chrome plated
	PB-3C-C	Candy Sapphire blue
	PB-3C-F	Flake sapphire blue
	R-2C-F	Flake sunrise orange
	R-6C-S	Candy antares red

Courtesy of
www.hondafour.com

3. Abbreviations

The following abbreviations are used in this parts list.

ASSY. Assembly	KPH Kilometers per hour
COMP. Complete	MPH Miles per hour
R. Right	L (100L) Link (100Links)
L. Left	A.C. Alternating current
STD. Standard	D.C. Direct current
MM Millimeter	IN. Inlet
G Gram	EX. Exhaust
T (22T) Tooth (22Teeth)	FR. Front
A Ampere	RR. Rear
V Volt	HEX. Hexagonal
W Watt	

4. Dimensions

All dimensions are given in millimeters (mm) except in the case of steel balls, tires and tire tubes.

Parts	Example	Interpretation
Bolt (Screw)	6×12	6mm diameter, 12mm length
Pin	8×14	8mm diameter, 14mm length
O-Ring	9.5×1.6	9.5mm diameter, 1.6mm thickness
Oil seal	14×24×5	14mm inside diameter, 24mm outside diameter, 5mm thickness
Tube	5×130	5mm inside diameter, 130mm length

5. Supersedence of parts

Part numbers given under the part name in the "Description" column indicate that the part number has been superseded by that part number. HONDA may make such supersedence without notice.

6. Assemblies

Sections framed with broken lines in the exploded view drawings are available as complete assemblies. (Their individual parts can also be obtained.)

7. Required quantity

The number given in the "Reqd. No." column indicates the quantity of parts used in the section described in that block.

Parts with quantities in () represent optional parts.

Part whose required number is "N", is part whose required number can be selected at need.

8. Part modifications and applicable serial numbers

In cases where a part has been modified, the serial number of the first vehicle (or frame, engine, carburetor) bearing the modification is listed in the "Serial No." column.

9. Models, area codes and applicable serial numbers

Models, area codes and applicable serial Nos. given in this parts list can be identified as follows.

Parts with area codes are exclusive for models destined for countries designated.

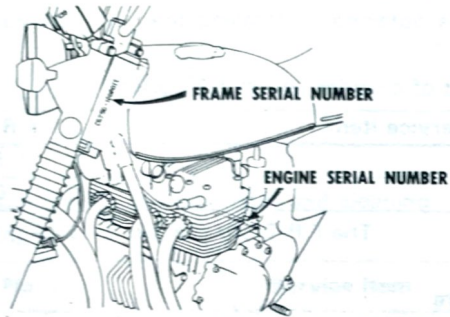
If no area codes are listed, parts are for common use.

Model	Area code	Type	Applicable engine serial No.	Applicable frame serial No.	Applicable carburetor identification No.	
CB750K6	A	U.S.A.	CB750E-2428762 ~2465510	CB750-2540001 ~2575894	086 <u>A</u>	
	CM	Canada	CB750E-2428762 ~2465992	CB750-2540001 ~2576394	086 <u>A</u>	
	ED	European direct sales	CB750E-2438827 ~2475324	CB750-2556099 ~2584973	086 <u>A</u>	
	F	France	CB750E-2438827 ~2474663	CB750-2555545 ~2584393	086 <u>A</u>	
	G	Germany	CB750E-2438827 ~2476626	CB750-2550437 ~2586393	086 <u>A</u>	
	E	England	CB750E-2438827 ~2475216	CB750-2573735 ~2584843	086 <u>A</u>	
	DK	General export (KPH)	CB750E-2438827 ~2476422	CB750-2576395 ~2586129	086 <u>A</u>	
	DM	General export (MPH)	This type was not produced.			
	U	Australia	CB750E-2438827 ~2476604	CB750-2578674 ~2586269	086 <u>A</u>	

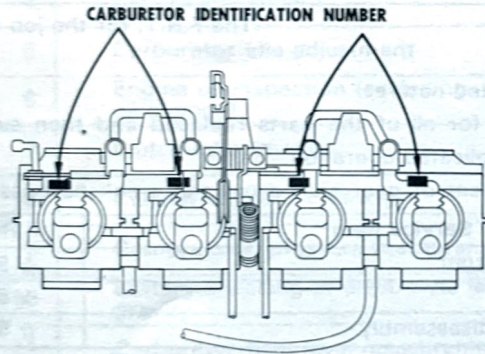
*Of carburetor identification numbers, only the portions underlined in the example below are used for registration.

086 A A KC ア

10. Location of stamped serial number



8300-00



8392-0B

11. This parts list is compiled as of February 20, 1978 and published as the final edition.

CONVERSION CHART

Hours	Minutes	Hours
0.1	6	0.8
0.2	12	0.7
0.3	18	0.6
0.4	24	0.5
0.5	30	1.0

Honda4Fun
www.honda4fun.com

Courtesy of
www.honda4fun.com

HOW TO USE THE FLAT RATE TIME (F.R.T.)

This F.R.T. (Flat Rate Time) is used to determine the standard labor time allowed for replacement of parts covered by the warranty during the period the warranty is in effect. The F.R.T. for those parts which are not listed herein should be determined from the operation closely related to the replacement of that part.

1. The F.R.T. is based on the following servicing conditions

- A liberal allowance is added to the net servicing time.
- Standard times specified are based on the condition that the necessary servicing tools listed in the service manual (motorcycle) which describes the HONDA service policy are available close at hand and the work performed by a mechanic with normal skill.
- Time required for inspection and operational test following the servicing is included in the F.R.T.

2. Method of computing

The job times are listed in tenth of an hour to simplify computation.

- (Example) 0.3 = 18 minutes
5.6 = 5 hours and 36 minutes

CONVERSION CHART			
Hours	Minutes	Hours	Minutes
0.1	6	0.6	36
0.2	12	0.7	42
0.3	18	0.8	48
0.4	24	0.9	54
0.5	30	1.0	60

3. Computing the F.R.T.

When several jobs are performed at the same time, make the calculation in the following manner.

a. Jobs of non duplicated nature

The F.R.T. for the job is obtained by totalling the F.R.T. for each part replaced.

(Example) Replacement of cylinder and clutch spring.

Service item	F.R.T.
Cylinder	☆ 5.1
Clutch spring	0.6

The F.R.T. for the job is : $5.1 + 0.6 = 5.7$

b. Jobs of duplicated nature

Take the F.R.T. for the last part to be replaced.

(Example) Replacement of piston and cylinder head gasket.

Service item	F.R.T.
Cylinder head gasket	☆ 4.6
Piston	☆ 5.2

The F.R.T. for the job is : 5.2

c. Jobs of partially related nature

Total up the F.R.T. for all of the parts replaced and then subtract the F.R.T. for the duplicated operation.

(Example) Replacement of gear shift drum and crankshaft assembly.

Service item	F.R.T.
Gear shift drum	☆ 5.8
Crankshaft	☆ 8.6
Crankcase disassembly	☆ 5.5

The F.R.T. for the job is : $(5.8 + 8.6) - 5.5 = 8.9$

Crankcase disassembly is the duplicated operations.

- The F.R.T. shown with (☆) includes engine removal and installation.

4. Operations other than replacing parts.

a. Removal and installation

No.	Service item	F.R.T.
1	Engine	3.0
2	Cylinder head	☆4.6
3	Carburetor	0.8

b. Adjustment, measurement and cleaning

Engine

No.	Service item	F.R.T.
1	Point-adjustment (including ignition timing adjustment)	0.4
2	Ignition timing-adjustment	0.3
3	Spark plug-adjustment and cleaning	0.5
4	Tappet adjustment	0.7
5	Carburetor idle-adjustment	0.2
6	Engine oil-inspection (excluding oil change)	0.2
7	Clutch-adjustment	0.3
8	Cleaner element-cleaning	0.3
9	Compression-pressure measurement	0.2
10	Battery-checking of electrolyte level and gravity	0.2
11	Carburetor-float level measurement	1.1
12	Oil filter cleaning	0.3
13	Throttle operation-adjustment	0.1
14	Carburetor synchronization-adjustment	0.6


Frame

No.	Service item	F.R.T.
1	Front brake-air bleeding	0.1
2	Rear brake-adjustment	0.1
3	Brake-operation test	0.1
4	Headlight-aimings	0.2
5	Drive chain (includes tension adjustment however, does not include sprocket)	0.1
6	Front wheel balance	0.8
7	Rear wheel balance	0.9

c. Overhaul

No.	Service item	F.R.T.
1	Carburetor	3.2

Courtesy of
www.hondafour.com

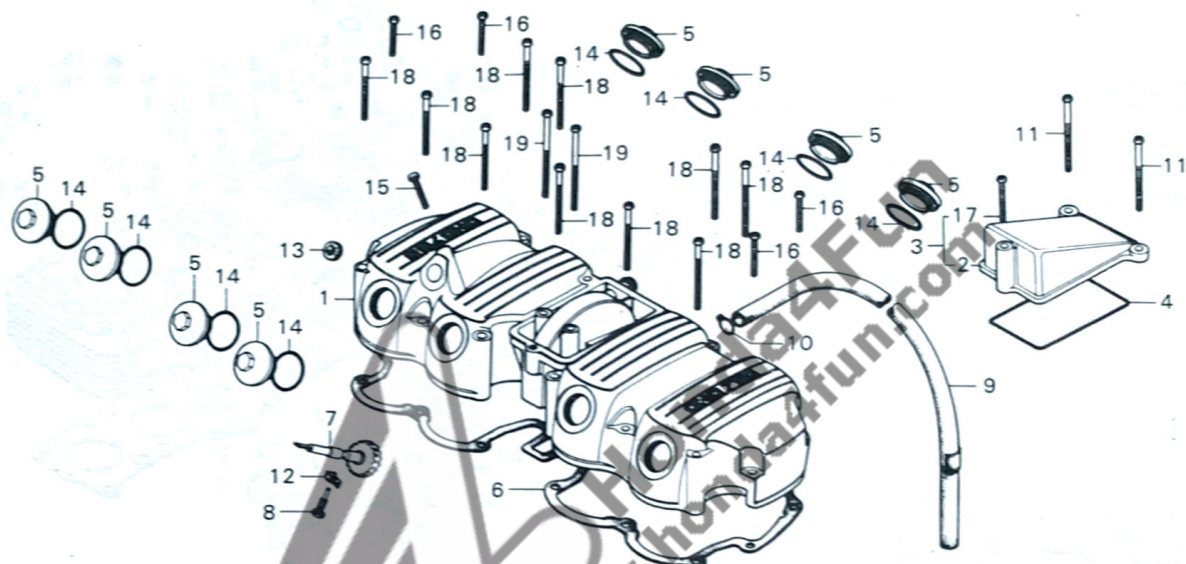


CB750K6-A

Courtesy
www.hondaof

E-1

Cylinder head cover



E392-1

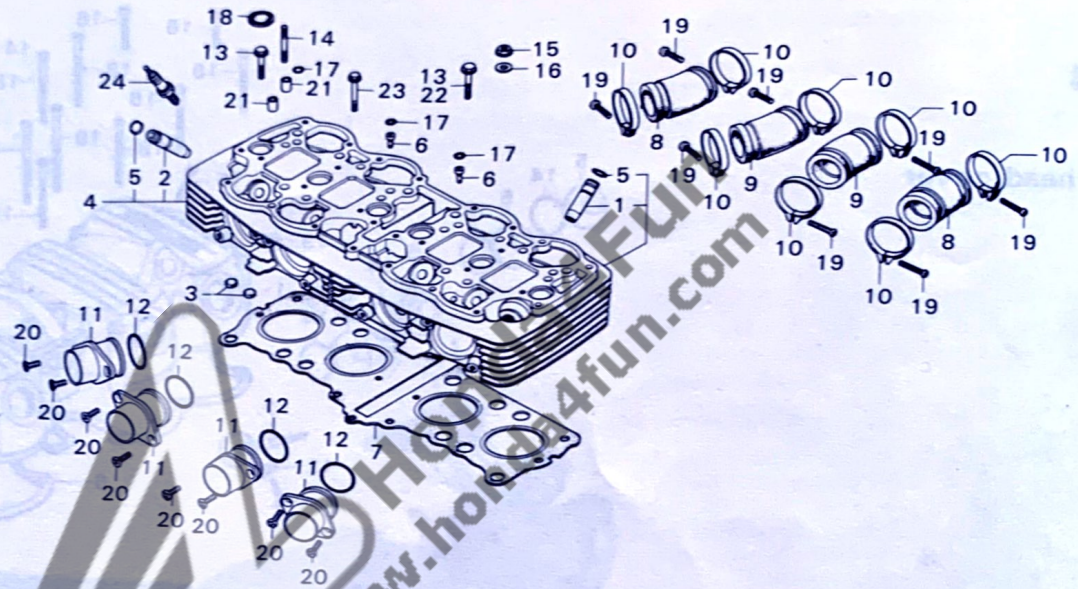
Service item	F.R.T.	Ref. No.	Part No.	Description	Reqd. No. CB750K6	Serial No.	Area code
CYLINDER HEAD COVER	3.3	1	12310-300-060	COVER, CYLINDER HEAD	1		
TACHOMETER GEAR and its related parts	3.2	2	12321-300-030	COVER, HEAD BREATHER	1	2559970	
CYLINDER HEAD COVER GASKET	3.1		12321-300-040	COVER, HEAD BREATHER	1	2559971	
HEAD BREATHER COVER	3.0	3	12321-300-305	COVER, HEAD BREATHER	1	2559970	
BREATHER TUBE	0.1	4	12329-300-020	GASKET, BREATHER COVER	1		
		5	12361-300-000	CAP, TAPPET ADJUSTING HOLE	8		
		6	12391-300-040	GASKET, CYLINDER HEAD COVER	1		
		7	12431-300-010	GEAR, TACHOMETER	1		
		8	12435-300-003	BOLT, TACHOMETER GEAR STOPPER	1		
		9	15763-341-000	TUBE C, BREATHER	1		
		10	15772-292-010	CLIP, BREATHER TUBE	1		
		11	90018-300-000	SCREW, PAN, 6X75	2		
		12	90439-300-000	WASHER, LOCK	1		
		13	91211-286-003	OIL SEAL, 4.8X14.5X4	1		
		14	91302-001-020	O-RING, 30.8MM	8		
		15	93500-05025-0A	SCREW, PAN, 5X25	1		
		16	93500-06040	SCREW, PAN, 6X40	4		
		17	93500-06050	SCREW, PAN, 6X50	1	2559970	
			93500-06020	SCREW, PAN, 6x20	1	2559971	
		18	93500-06063	SCREW, PAN, 6X63	10		
		19	93500-06080	SCREW, PAN, 6X80	2		

1978.02.20

E-1

E-2

Cylinder head



8392-2A

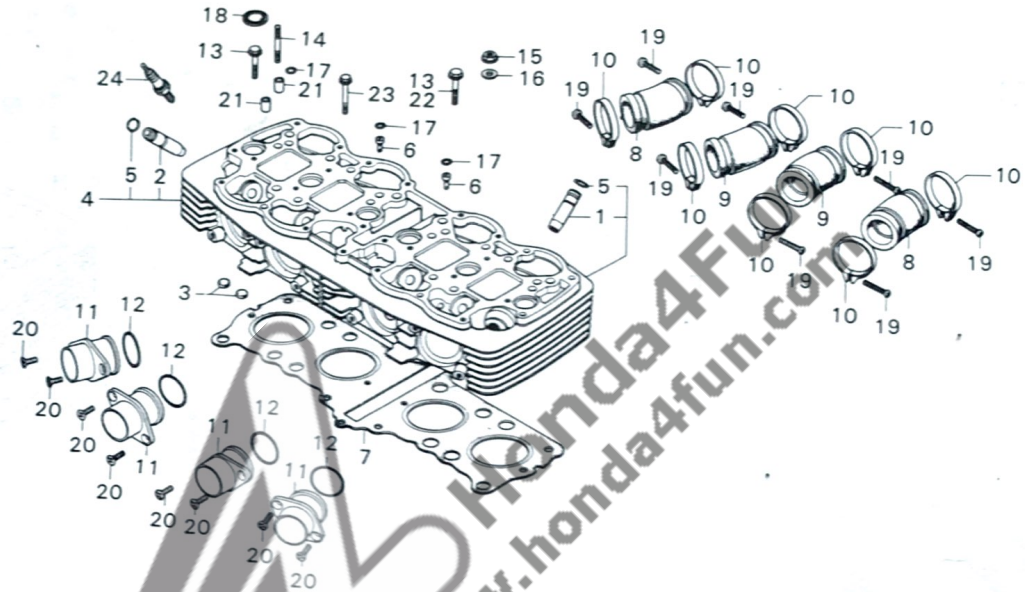
Service item	F.R.T.	Ref. No.	Part No.	Description	Reqd. No. CB750K6	Serial No.	Area code
CYLINDER HEAD COMP.	≈8.1	1	12025-300-300	GUIDE, IN. VALVE	4		
VALVE GUIDE	≈5.1	2	12027-300-330	GUIDE, EX. VALVE	4		
* Reaming included add 0.2		3	12195-300-000	RUBBER, INSERT	2		
Valve seat refacing excluded,		4	12200-300-405	HEAD COMP., CYLINDER	1		
If it refaced add more 0.2		5	12211-250-310	CLIP, VALVE GUIDE	8		
CYLINDER HEAD GASKET/OIL CONTROL ORIFICE	≈4.6	6	12238-300-010	ORIFICE, OIL CONTROL	2		
		7	12251-300-070	GASKET, CYLINDER HEAD	1	2456065	
CARBURETOR INSULATOR	0.9		12251-300-004	GASKET, CYLINDER HEAD (ISHIND)	1	2456066	
8 x 50 STUD BOLT	0.5	8	16211-300-030	INSULATOR A, CARBURETOR	2		
* Add 0.1		9	16212-300-030	INSULATOR B, CARBURETOR	2		
EXHAUST PIPE FRANGE/GASKET	0.3	10	17255-300-010	BAND, CARBURETOR INSULATOR	8		
* Add 0.2		11	18236-300-030	FLANGE, EX. PIPE	4		
* One motorcycle 0.7		12	18291-254-000	GASKET, EX. PIPE	4		
		13	90049-300-000	BOLT, SPECIAL, 6X36	4		2473183
		14	95700-06035-00	BOLT, FLANGE, 6X35	5	2473184	
		15	90055-300-000	BOLT, STUD, 6X58	4		
		16	90236-300-000	NUT, FLANGE, 8MM	16		
		17	90485-035-000	WASHER, 14MM	16		
		18	91305-323-000	O-RING, 5.8X1.9	4		
		19	91318-300-013	RUBBER, SEALING	6		
		20	93500-04022-0A	SCREW, PAN, 4X22	8		
			93600-08022-0A	SCREW, FLAT, 8X22	8		
		21	94301-08140	PIN A, DOWEL, 8X14	6		
		22	95700-06036-00	BOLT, FLANGE, 6X36	1	2473183	
		23	95700-06090-00	BOLT, FLANGE, 6X90	1		

1978.02.20

E-2

E-2

Cylinder head



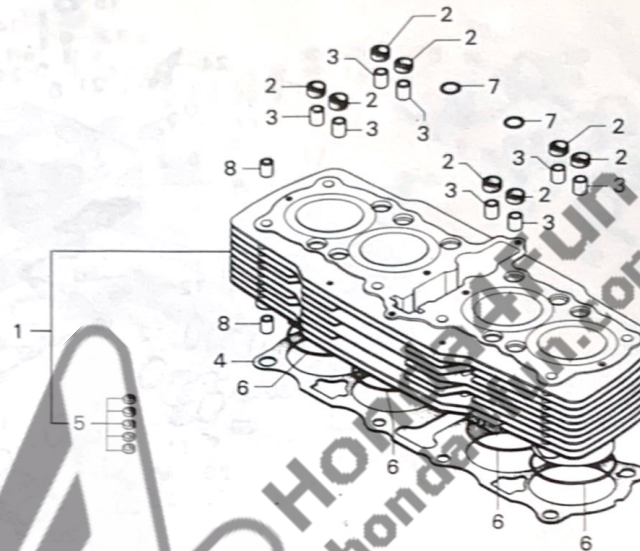
B392-2A

Service item	F.R.T.	Ref. No.	Part No.	Description	Reqd. No. CB750K6	Serial No.	Area code
		24	98069-58711 98069-58721	PLUG, SPARK (D-8ES NGK) PLUG, SPARK (X24ES ND)	4 4		

Courtesy of
www.honda4fun.com

E-3

Cylinder



B392-5

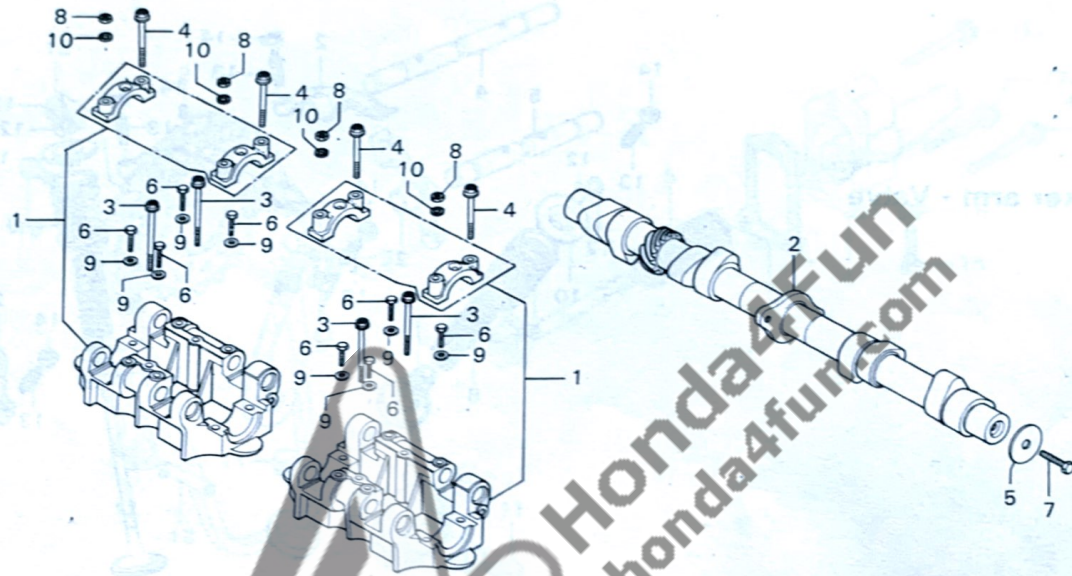
Service item	F.R.T.	Ref. No.	Part No.	Description	Reqd. No. CB750K6	Serial No.	Area code
CYLINDER/CYLINDER GASKET	≈5.1	1	12100-300-050	CYLINDER COMP.	1		
		2	12115-300-000	PACKING, CYLINDER STUD BOLT	8		
		3	12116-300-000	PIN, SPECIAL KNOCK, 12MM	8		
		4	12191-300-030	GASKET, CYLINDER	1		
		5	12195-300-000	RUBBER, INSERT	20		
		6	91304-286-000	O-RING, 61.8X2.0	4		
		7	91310-300-000	O-RING, 11X2.5	2		
		8	94301-12180	PIN A, DOWEL, 12X18	4		

1978.02.20

06.50-E-3

E-4

Camshaft • Camshaft holder



B392-4

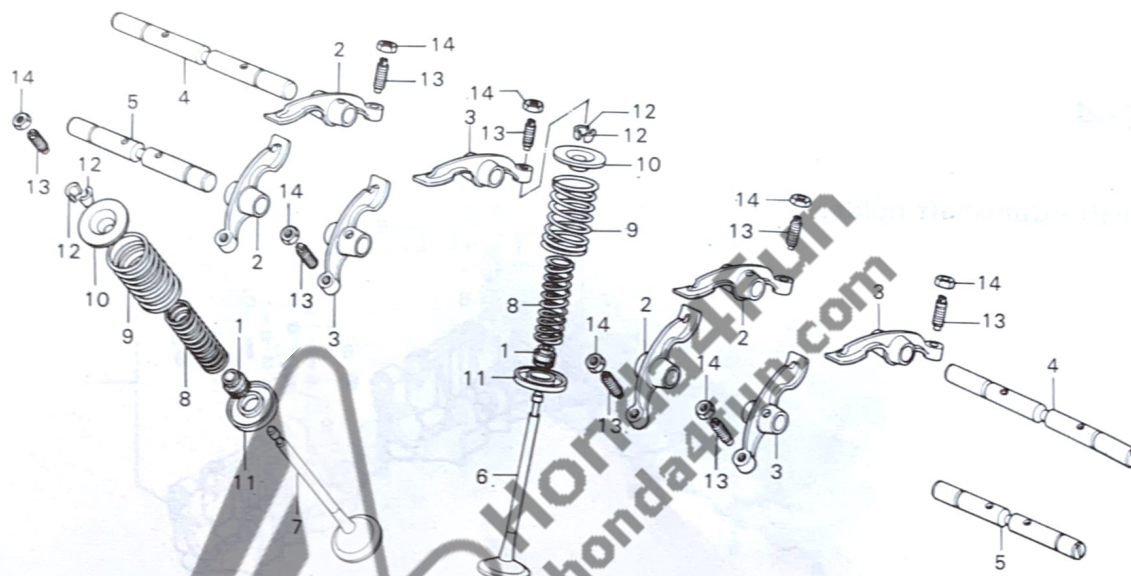
Service item	F.R.T.	Ref. No.	Part No.	Description	Reqd. No. CB750K6	Serial No.	Area code
CAMSHAFT HOLDER SET	≈4.0	1	12010-300-040	HOLDER SET, CAMSHAFT	2		
CAMSHAFT	≈3.8	2	14101-300-020	CAMSHAFT	1		
		3	90052-300-000	BOLT, SHAFT STOPPER	4		
		4	90054-300-000	BOLT, FLANGE, 6X58	4		
		5	90453-300-000	WASHER, THRUST, 8MM	1		
		6	92000-05016-0A	BOLT, HEX., 5X16	8		
		7	92100-08020-0A	BOLT, HEX., 8X20	1		
		8	94001-06000	NUT, HEX., 6MM	4		
		9	94101-05000	WASHER, PLAIN, 5MM	8		
		10	94101-06000	WASHER, PLAIN, 6MM	4		

1978.02.20

05.20. E-4

E-5

Valve rocker arm • Valve



B092-3A

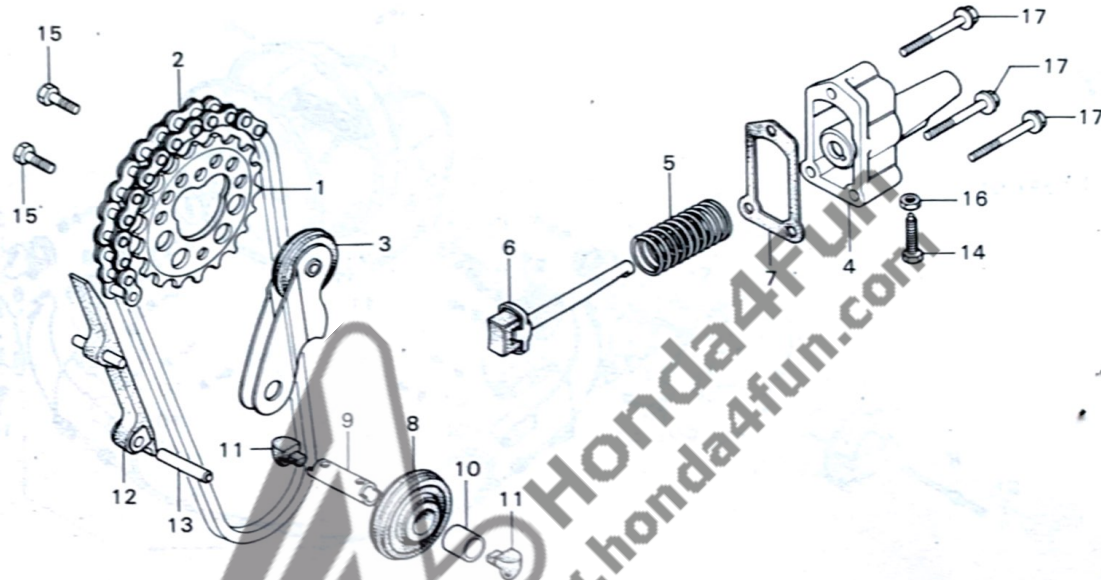
Service item	F.R.T.	Ref. No.	Part No.	Description	Reqd. No. CB750K6	Serial No.	Area code
VALVE	±4.9	1	12209-300-003	SEAL, VALVE STEM	8		
• Add 0.2 Reaming included		2	14431-300-030	ARM A, VALVE ROCKER	4		
VALVE SPRING and its related parts	±4.8	3	14432-300-030	ARM B, VALVE ROCKER	4		
• Add 0.1		4	14461-300-020	SHAFT, IN. ROCKER ARM	2		
VALVE ROCKER ARM and its related parts	±3.4	5	14462-300-010	SHAFT, EX. ROCKER ARM	2		
		6	14711-300-005	VALVE, IN. (MITSUBISHI)	4		
		7	14721-300-005	VALVE, EX. (MITSUBISHI)	4		
		8	14751-300-003	SPRING, VALVE INNER	8		
		9	14761-300-003	SPRING, VALVE OUTER	8		
		10	14771-551-020	RETAINER, VALVE SPRING	8		
		11	14775-300-000	SEAT, VALVE SPRING	8		
		12	14781-551-000	COTTER, VALVE	16		
		13	90012-300-000	SCREW, TAPPET ADJUSTING	8		
		14	90205-300-000	NUT, TAPPET ADJUSTING	8		

1978.02.20

E-5

E-6

Cam chain • Tensioner



B392-38

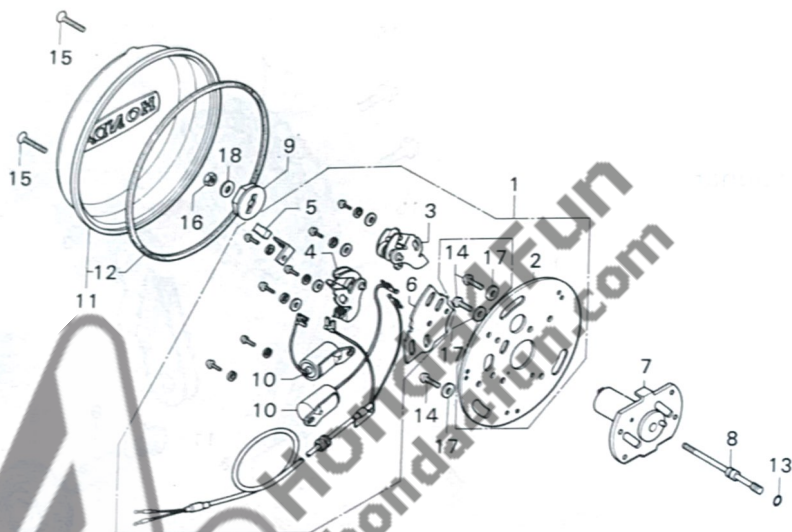
Service item	F.R.T.	Ref. No.	Part No.	Description	Reqd. No. CB750K6	Serial No.	Area code
CAM CHAIN	≈7.7	1	14321-392-000	SPROCKET, CAM	1		
CAM CHAIN TENSIONER/CAM CHAIN GUIDE ROLLER	≈5.0	2	14401-286-003	CHAIN, CAM (94L DAIDO)	1		
		3	14500-300-000	TENSIONER COMP., CAM CHAIN	1		
CAM SPROCKET	≈3.8	4	14530-300-010	HOLDER COMP., CAM CHAIN TENSIONER	1		
CAM CHAIN TENSIONER HOLDER and its related parts	0.3	5	14541-300-000	SPRING, CAM CHAIN TENSIONER	1		
		6	14550-300-030	BAR COMP., CAM CHAIN TENSIONER PUSH	1		
		7	14592-300-000	GASKET, CAM CHAIN TENSIONER HOLDER	1		
		8	14601-312-000	ROLLER, CAM CHAIN GUIDE	1		
		9	14605-286-020	PIN, CAM CHAIN ROLLER	1		
		10	14606-286-000	COLLAR, CAM CHAIN ROLLER	1		
		11	14607-300-000	RUBBER, CAM CHAIN ROLLER PIN GUIDE, CAM CHAIN	2		
		12	14611-300-000	GUIDE, CAM CHAIN	1		
		13	14612-286-000	PIN, CAM CHAIN GUIDE	1		
		14	90009-300-010	BOLT, TENSIONER ADJUSTING	1		
		15	90081-246-000	BOLT, HEX. KNOCK, 7X12	2		
		16	94002-06000	NUT, HEX., 6MM	1		
		17	95700-06040-00	BOLT, FLANGE, 6X40	3		

1978.02.20

E-6

E-7

Contact breaker



8392-6


Service item	F.R.T.	Ref. No.	Part No.	Description	Reqd. No. CB750K6	Serial No.	Area code
CONTACT BREAKER BASE PLATE	0.9	1	30200-300-015	BREAKER ASSY., CONTACT (HITACHI)	1		
CONTACT BREAKER/BREAKER SHIFT PLATE	0.6	2	30200-300-154	BREAKER ASSY., CONTACT (TOYO)	1		
* Add 0.1			30201-300-015	PLATE, CONTACT BREAKER BASE (HITACHI)	1		
CONTACT BREAKER ASSY./SPARK ADVANCER ASSY.	0.5		30201-300-154	PLATE, CONTACT BREAKER BASE (TOYO)	1		
CONDENSER	0.3	3	30203-300-005	BREAKER, CONTACT (1&4 HITACHI)	1		
* Add 0.1			30203-300-154	BREAKER, CONTACT (1&4 TOYO)	1		
POINT COVER/OIL FELT	0.1	4	30204-300-005	BREAKER, CONTACT (2&3 HITACHI)	1		
			30204-300-154	BREAKER, CONTACT (2&3 TOYO)	1		
		5	30205-003-005	FELT, OIL (HITACHI)	1		
			30205-300-154	FELT, OIL (TOYO)	1		
		6	30215-300-005	PLATE, BREAKER SHIFT (HITACHI)	1		
			30215-300-154	PLATE, BREAKER SHIFT (TOYO)	1		
		7	30220-300-005	ADVANCER ASSY., SPARK (HITACHI)	1		
			30220-300-154	ADVANCER ASSY., SPARK (TOYO)	1		
		8	30231-300-010	SHAFT, SPARK ADVANCER	1		
		9	30233-300-000	WASHER, SPECIAL	1		
		10	30250-300-005	CONDENSER COMP. (HITACHI)	2		
			30250-300-154	CONDENSER COMP. (TOYO)	2		
		11	30370-300-020	COVER COMP., POINT	1		
		12	30372-300-300	GASKET, POINT COVER	1		
		13	91301-300-000	O-RING	1		
		14	93500-05012-0A	SCREW, PAN, 5X12	3		
		15	93700-06032-02	SCREW, OVAL, 6X32	2		

1978.02.20

E-7

E-7

Contact breaker



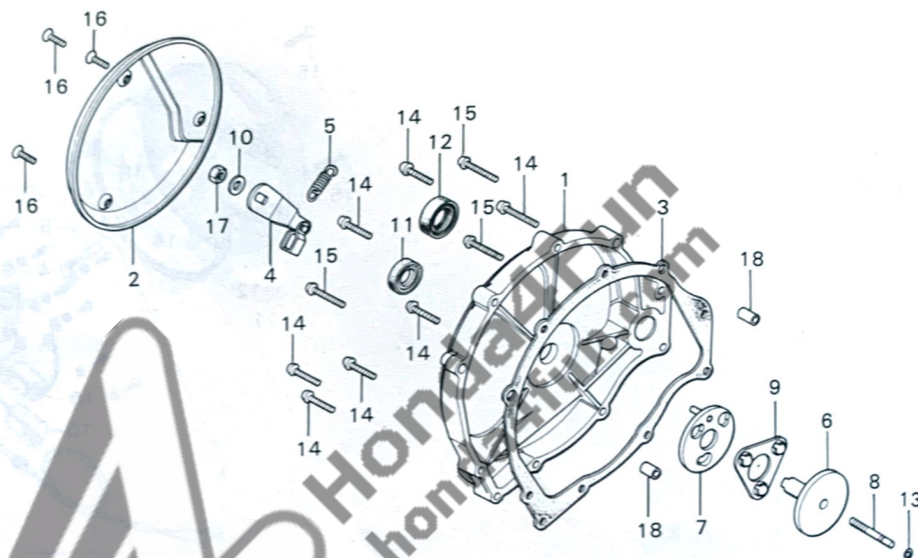
B392-6

Service item	F.R.T.	Ref. No.	Part No.	Description	Reqd. No. CB750K6	Serial No.	Area code
		16	94002-06000	NUT, HEX., 6MM	1		
		17	94101-05000	WASHER, PLAIN, 5MM	3		
		18	94101-06000	WASHER, PLAIN, 6MM	1		

Courtesy of
www.hondafun.com

E-8

Clutch cover



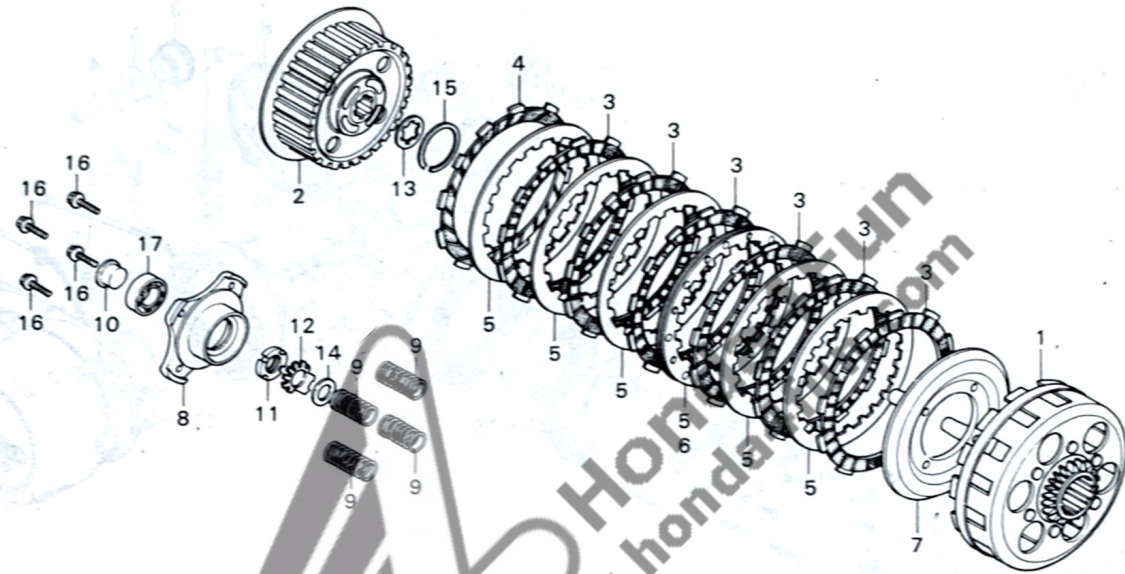
Service item	F.R.T.	Ref. No.	Part No.	Description	Reqd. No. CB750K6	Serial No.	Area code
CLUTCH COVER	0.7	1	11342-300-050	COVER COMP., CLUTCH	1	2470426	
CLUTCH LIFTER CAM and its related parts	0.6	1	11342-300-060	COVER, CLUTCH	1		
• 18 x 29 x 7 OIL SEAL		2	11348-300-010	COVER, CLUTCH ADJUSTING	1	2429099	A,CM
CLUTCH COVER GASKET	0.5	1	11348-392-000	COVER, CLUTCH ADJUSTING	1		DK,DM,E,ED,F,G,U
CLUTCH LEVER	0.3	3	11396-300-303	GASKET, CLUTCH COVER	1	2429100	A,CM
CLUTCH ADJUST COVER	0.1	4	22810-300-000	LEVER COMP., CLUTCH	1		
		5	22815-300-000	SPRING, CLUTCH LEVER	1		
		6	22820-300-000	SHAFT, CLUTCH RELEASE	1		
		7	22830-300-000	CAM COMP., CLUTCH LIFTER	1		
		8	22841-300-000	BOLT, CLUTCH ADJUSTING	1		
		9	22850-300-006	RETAINER COMP., CLUTCH BALL	1		
		10	90402-822-000	WASHER, HEAD, 8MM	1		
		11	91202-216-003	OIL SEAL, 14X24X5	1		
		12	91204-286-003	OIL SEAL, 18X29X7	1		
			91204-286-005	OIL SEAL, 18X29X7	1		
		13	91301-283-005	O-RING, 5X2.4	1		
		14	93500-06028	SCREW, PAN, 6X28	1		
		15	93500-06036	SCREW, PAN, 6X36	7		
					3		
		16	93700-06016-02	SCREW, OVAL, 6X16	3		
		17	94002-08000-0S	NUT, HEX., 8MM	1		
		18	94301-08140	PIN A, DOWEL, 8X14	1		
					2		

1978.02.20

03.19. E-8

E-9

Clutch



B405-6

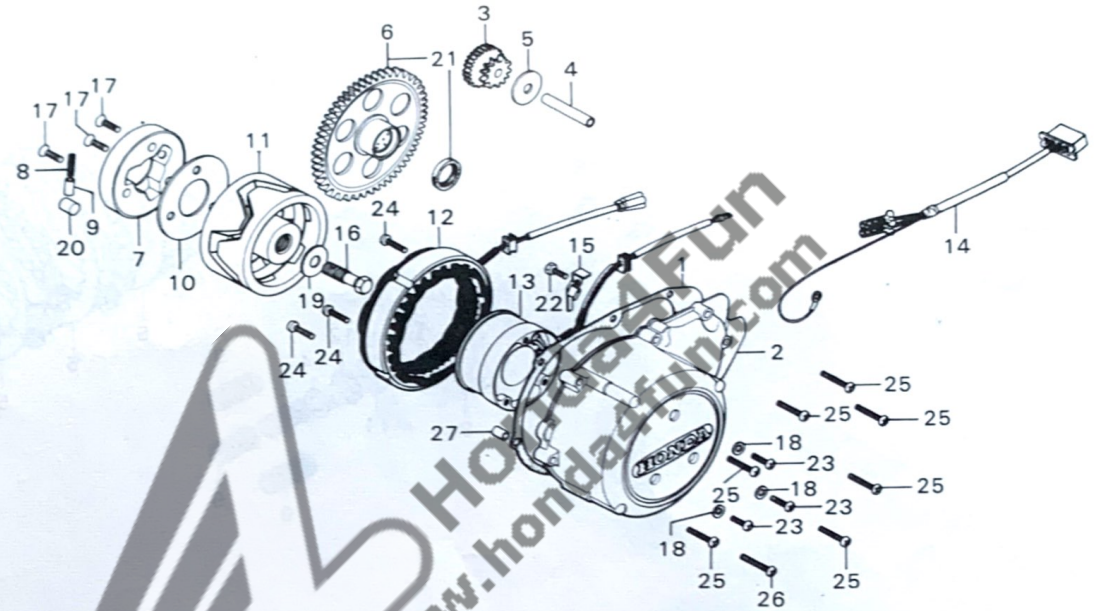
Service item	F.R.T.	Ref. No.	Part No.	Description	Reqd. No. CB750K6	Serial No.	Area code
CLUTCH OUTER/CLUTCH CENTER and those related parts	0.8	1	22100-392-000	OUTER COMP., CLUTCH	1		2470426
			22100-392-010	OUTER COMP., CLUTCH	1	2470427	
CLUTCH LIFTER PLATE/CLUTCH SPRING and those related parts	0.6	2	22120-300-040	CENTER, CLUTCH	1		2470426
			22120-300-050	CENTER, CLUTCH	1	2470427	
		3	22201-300-000	DISK, CLUTCH FRICTION	6		
		4	22202-392-000	DISK B, CLUTCH FRICTION	1		
		5	22321-283-000	PLATE B, CLUTCH	6		2470426
					5	2470427	
		6	22322-371-020	PLATE COMP. B, CLUTCH	1	2470427	
		7	22350-300-030	PLATE, CLUTCH PRESSURE	1		
		8	22360-300-010	PLATE, CLUTCH LIFTER	1		
		9	22401-275-000	SPRING, CLUTCH	4		
		10	22846-300-000	PIECE, CLUTCH LIFTER	1		2470426
			22846-300-010	PIECE, CLUTCH LIFTER	1	2470427	
		11	90231-200-010	NUT, LOCK, 16MM	1		
		12	90431-292-000	WASHER, LOCK, 16MM	1		
		13	90432-392-000	WASHER, SPLINE, 25MM	1		
		14	90481-292-000	WASHER, OIL FILTER ROTOR LOCK	1		
		15	90602-371-000	CIR CLIP, EXTERNAL, 40MM	1		
		16	95700-06022-00	BOLT, FLANGE, 6X22	4		
		17	96100-60030	BEARING, RADIAL BALL, 6003	1		

1978.02.20

E-9

E-10

Generator • Dynamo cover

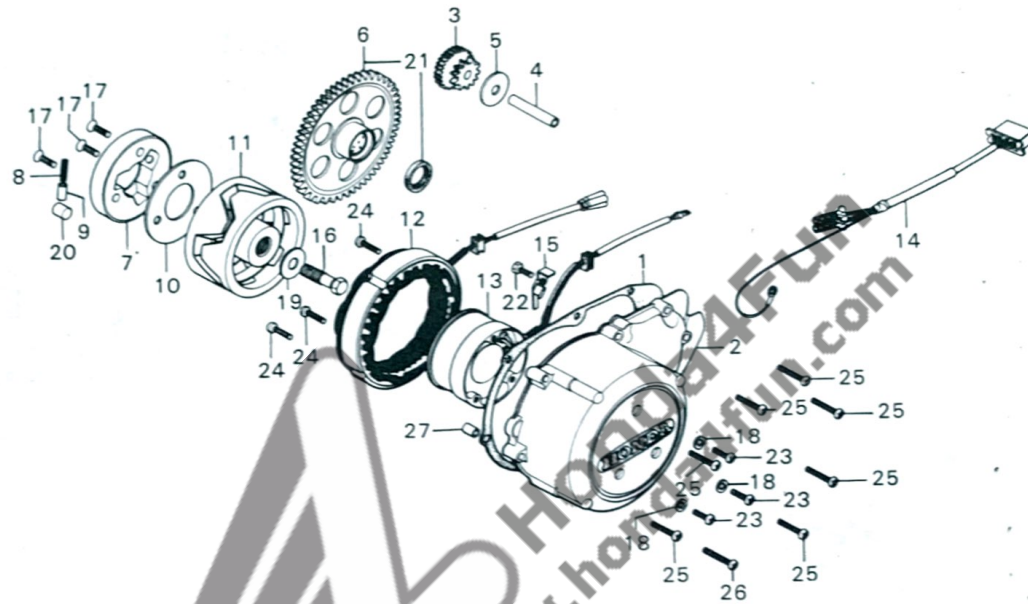


8392-34

Service item	F.R.T.	Ref. No.	Part No.	Description	Reqd. No. CB750K6	Serial No.	Area code
DYNAMO COVER/STATOR/FIELD COIL	0.6	1	11397-300-303	GASKET, DYNAMO COVER	1		
• ROTER/STARTING CLUTCH OUTER		2	11631-300-040	COVER, DYNAMO	1		
STARTING CLUTCH GEAR COMP.	0.5	3	28101-300-000	GEAR, STARTING MOTOR REDUCTION	1		
A.C. GENERATOR WIRE HARNESS	0.4	4	28106-300-000	SHAFT, STARTER REDUCTION GEAR	1		
• DYNAMO COVER GASKET		5	28109-300-000	PLATE, STARTING GEAR SETTING	1		
• STARTING MOTOR REDUCTION GEAR		6	28110-300-000	GEAR COMP., STARTING CLUTCH	1		
		7	28120-300-000	OUTER, STARTING CLUTCH	1		
		8	28125-516-030	SPRING, STARTING CLUTCH ROLLER	3		
		9	28126-516-020	CAP, STARTING CLUTCH ROLLER	3		
		10	28128-516-000	SPRING	1		
		11	31101-300-035	PLATE, STARTING CLUTCH SIDE	1		
		12	31102-300-035	ROTOR COMP. (HITACHI)	1		
		13	31103-300-035	STATOR COMP. (HITACHI)	1		
		14	31110-300-154	COIL COMP., FIELD (HITACHI)	1		
		15	32116-300-010	HARNESS, A.C. GENERATOR WIRE (SUMITOMO)	1		
		16	90014-300-010	PLATE, A.C. GENERATOR CORD SET	1		
		17	90014-392-010	BOLT, ROTOR SET	1	2446810	2446809 A,CM
		18	90053-300-000	BOLT, ROTOR SET	1	2449938	2449937 DK,DM,E,ED,F,G,U
		19	90425-300-000	SCREW, FLAT, 8X22	3		A,CM
		20	90428-300-010	WASHER, 11MM	3		DK,DM,E,ED,F,G,U
		21	91101-516-000	WASHER, 12MM	1		
		22		ROLLER, 15X13	1		2446809 A,CM
		23			3		2449937 DK,DM,E,ED,F,G,U

E-10

Generator • Dynamo cover

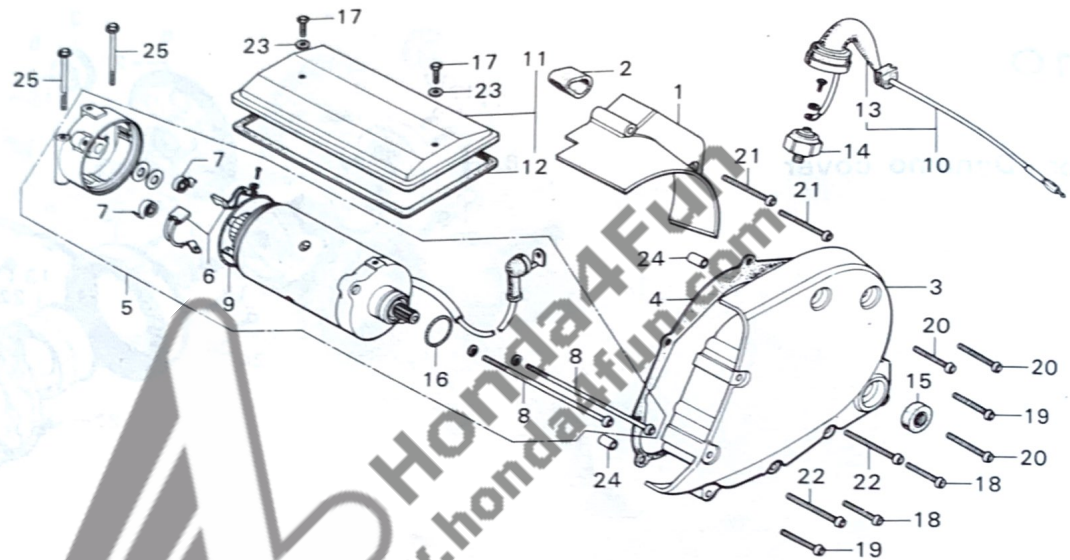


B392-9A

Service item	F.R.T.	Ref. No.	Part No.	Description	Reqd. No. CB750K6	Serial No.	Area code
		21	91215-300-003	OIL SEAL, 25X33X4	1		
		22	92000-06016	BOLT, HEX., 6X16	1		
		23	93500-06020	SCREW, PAN., 6X20	3		
		24	93500-06028	SCREW, PAN., 6X28	4		
		25	93500-06032	SCREW, PAN., 6X32	7		
		26	93500-06036	SCREW, PAN., 6X36	1		
		27	94301-08140	PIN A; DOWEL, 8X14	1		

E-11

Starting motor •
Mission cover



B392-10

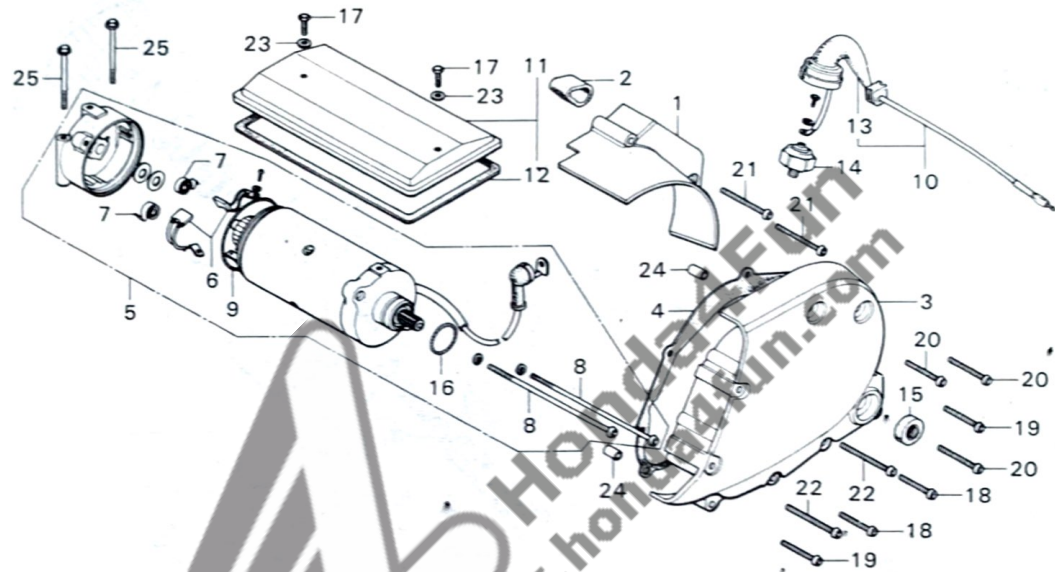
Service item	F.R.T.	Ref. No.	Part No.	Description	Reqd. No. CB750K6	Serial No.	Area code
CARBON BRUSH SET/BRUSH SPRING	1.1	1	11351-300-060	COVER, L. CRANKCASE RR.	1		
STARTING MOTOR ASSY.	0.9	2	11354-300-010	RUBBER, FINAL CHAIN GUIDE	1		
CRANKCASE MISSION COVER/14 x 28 x 7	0.3	3	11360-300-050	COVER, L. CRANKCASE	1		
• OIL SEAL		4	11395-300-040	GASKET, TRANSMISSION COVER	1		
• OIL PRESSURE SWITCH		5	31200-300-030	MOTOR ASSY., STARTING	1		
MISSION COVER GASKET	0.2	6	31201-292-158	BRUSH SET, CARBON (MITSUBA)	1		
• OIL PRESSURE SWITCH CORD ASSY.		7	31204-292-158	SPRING, CARBON BRUSH (MITSUBA)	2		
L. CRANKCASE REAR COVER	0.1	8	31205-286-158	BOLT, STARTER MOTOR COVER SETTING (MITSUBA)	2		
• STARTING MOTOR COVER		9	31206-286-158	O-RING (MITSUBA)	1		
		10	31270-300-154	CORD ASSY., OIL PRESSURE SWITCH (SUMITOMO)	1		
		11	31280-300-000	COVER COMP., STARTING MOTOR	1		
		12	31282-300-020	PACKING, STARTING MOTOR COVER	1		
		13	31283-300-000	GROMMET, OIL PRESSURE SWITCH CORD	1		
		14	35500-300-000	SWITCH ASSY., OIL PRESSURE	1		
			35500-333-014	SWITCH ASSY., OIL PRESSURE (ND)	1	2432460	2432459 A,C,M A,C,M
		15	91206-286-005	OIL SEAL, 14X28X7	1		DK,DM,E,ED,F,G,U
			91206-286-013	OIL SEAL, 14X28X7	1		
		16	91309-300-000	O-RING, 24.4X3.1	1		
		17	92000-06012-02	BOLT, HEX., 6X12	1		
		18	93500-06032	SCREW, PAN, 6X32	2		
		19	93500-06036	SCREW, PAN, 6X36	2		
		20	93500-06040	SCREW, PAN, 6X40	3		

1978.02.20

E-11

E-11

Starting motor
Mission cover



B392-10

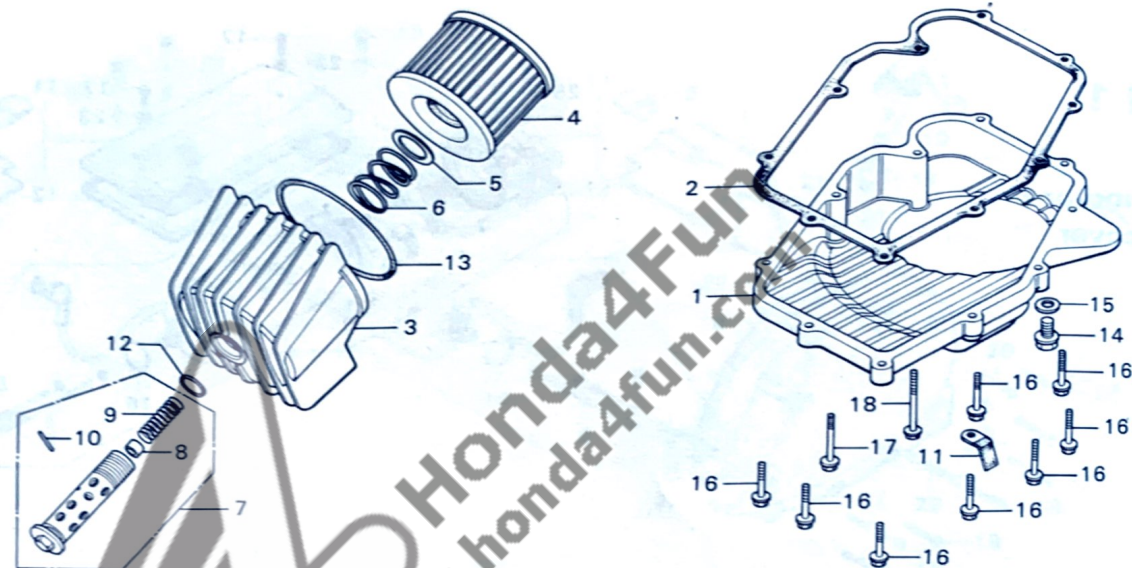
Service item	F.R.T.	Ref. No.	Part No.	Description	Reqd. No. CB750K6	Serial No.	Area code
		21	93500-06050	SCREW, PAN, 6X50	2		
		22	93500-06056	SCREW, PAN, 6X56	2		
		23	94101-06200	WASHER, PLAIN, 6MM	2		
		24	94301-08140	PIN A, DWEL, 8X14	2		
		25	95700-06056-00	BOLT, FLANGE, 6X56	2		

1978.02.20

E-11

E-12

Oil filter • Oil pan



E392-11

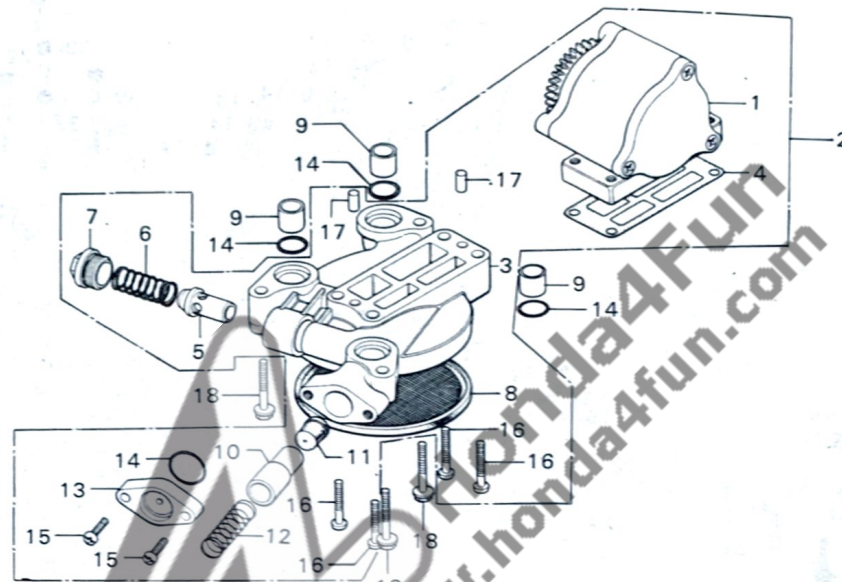
Service item	F.R.T.	Ref. No.	Part No.	Description	Reqd. No. CB750K6	Serial No.	Area code
OIL PAN/OIL PAN GASKET	0.8	1	11210-300-050	PAN, OIL	1		
OIL FILTER ELEMENT and its related parts	0.2	2	11398-300-303	GASKET, OIL PAN	1		
		3	15411-300-010	CASE, OIL FILTER	1		
		4	15412-300-024	ELEMENT, OIL FILTER	1		
		5	15414-300-000	SEAT, OIL FILTER SPRING (TOKYO ROKI)	1		
		6	15415-300-000	SPRING, OIL FILTER ELEMENT SET	1		
		7	15420-300-020	BOLT, OIL FILTER CENTER	1		
		8	15473-300-300	VALVE, CHECK	1		
		9	15474-300-310	SPRING, CHECK VALVE	1		
		10	15477-300-300	PIN, SPRING SET	1		
		11	32111-300-000	CLAMPER, CORD	1		
		12	91304-028-000	O-RING, 15X2.5	1		
		13	91316-300-003	O-RING, 89X4.5	1		
			91316-300-005	O-RING, 89X4.5	1		
		14	92800-12000	BOLT, DRAIN PLUG, 12MM	1		
		15	94109-12000	WASHER, DRAIN PLUG, 12MM	1		
		16	95700-06028-00	BOLT, FLANGE, 6X28	8		
		17	95700-06040-00	BOLT, FLANGE, 6X40	1		
		18	95700-06050-00	BOLT, FLANGE, 6X50	1		

1978.02.20

E-12

E-13

Oil pump



B392-12

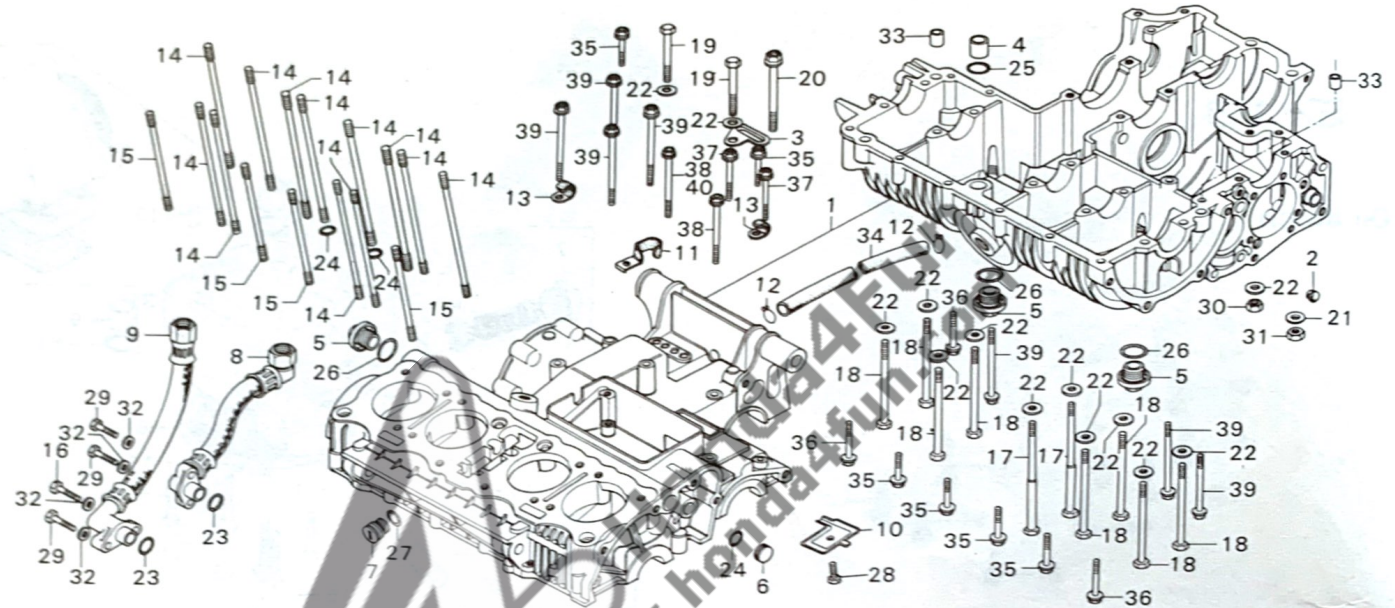
Service item	F.R.T.	Ref. No.	Part No.	Description	Reqd. No. CB750K6	Serial No.	Area code
OIL PUMP BASE	1.1	1	15010-300-000	BODY ASSY., OIL PUMP	1		
OIL PUMP BODY	1.0	2	15100-300-000	PUMP ASSY., OIL PUMP	1		
• RELIEF VALVE		3	15105-300-010	BASE COMP., OIL PUMP	1		
• OIL LEAK STOPPER VALVE		4	15135-300-010	GASKET, OIL PUMP	1		
OIL PUMP ASSY.	0.9	5	15140-300-010	VALVE, RELIEF	1		
		6	15145-300-000	SPRING, RELIEF VALVE	1		
		7	15147-300-000	CAP, RELIEF VALVE SPRING	1		
		8	15150-300-000	SCREEN, OIL STRAINER	1		
		9	15155-300-000	COLLAR, O-RING	3		
		10	15161-300-000	VALVE, OIL LEAK STOPPER	1		
		11	15166-300-000	SEAL, OIL LEAK STOPPER	1		
		12	15171-300-010	SPRING, OIL LEAK STOPPER	1		
		13	15176-300-000	CAP, OIL LEAK STOPPER	1		
		14	91304-028-000	O-RING, 15X2.5	4		
		15	93500-06020	SCREW, PAN, 6X20	2		
		16	93500-06032	SCREW, PAN, 6X32	4		
		17	94302-04080	PIN B, DOWEL, 4X8	2		
		18	95700-06036-00	BOLT, FLANGE, 6X36	3	2473183	
			95700-06035-00	BOLT, FLANGE, 6X35	3	2473184	

1978.02.20

E-13

E-14

Crankcase



8392-13B

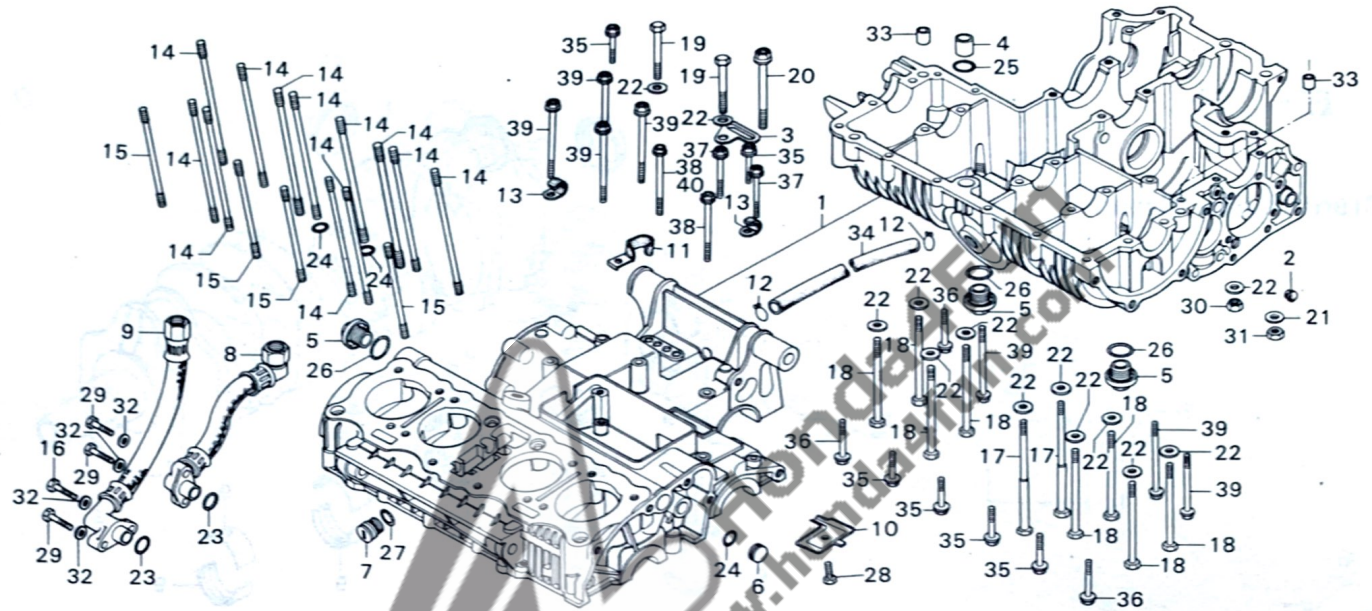
Service item	F.R.T.	Ref. No.	Part No.	Description	Reqd. No. CB750K6	Serial No.	Area code
CRANKCASE ASSY.	±9.0	1	11000-300-305	CRANKCASE ASSY.	1	2472084	2472083
CYLINDER STUD BOLT	±5.2		11000-341-010	CRANKCASE ASSY.			
• Add 0.1		2	11209-300-000	PLUG, SEALING RUBBER, 8.5MM	1		
OIL HOSE A.	0.5	3	11355-300-000	GUIDE, OVER FLOW	1		
OIL HOSE B.	0.3	4	15326-300-000	COLLAR, OIL PATH, 18MM	1		
		5	15331-300-000	CAP, OIL PATH	3		
		6	15336-300-010	PLUG, OIL PATH	1		
		7	15337-300-010	PLUG, OIL TUBE	1		
		8	15510-300-017	HOSE COMP. A, OIL	1		
		9	15520-300-007	HOSE COMP. B, OIL	1		
		10	15621-300-000	GUIDE, FINAL SHAFT OIL	1		DK, DM, E, ED, F, G, U
		11	15765-341-000	CLAMPER, BREATHER TUBE	1		
		12	15772-551-000	CLIP, TUBE	2		
		13	32111-300-000	CLAMPER, CORD	2		
		14	90033-300-030	BOLT A, CYLINDER STUD	12		
		15	90034-300-030	BOLT B, CYLINDER STUD	4		
		16	90040-300-000	BOLT, SPECIAL, 6X25	1		
		17	90041-300-000	BOLT, HEX., 8X140	2		
		18	90042-300-000	BOLT, HEX., 8X120	8		
		19	90046-300-000	BOLT, HEX., 8X56	2		2472083
		20	95700-08055-00	BOLT, FLANGE, 8X55	2	2472084	
		21	90403-300-000	BOLT, HEX., 10X82	1		
		22	90485-035-000	WASHER, 10X2.3	1		
		23	91304-028-000	WASHER, 14MM	13		2474688
				O-RING, 15X2.5	11	2474689	
					2		

1978.02.20

E-14

E-14

Crankcase



B392-13B

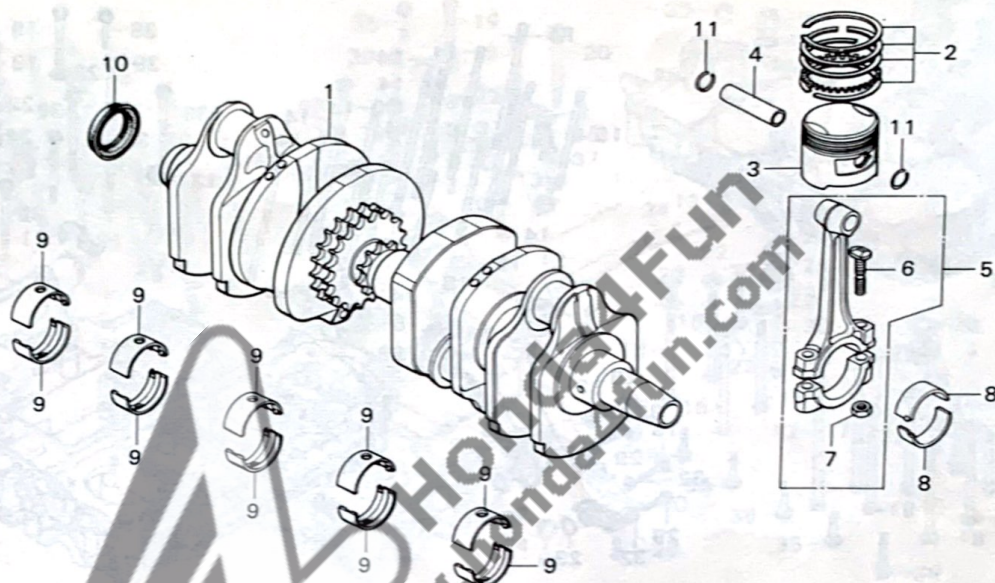
Service item	F.R.T.	Ref. No.	Part No.	Description	Reqd. No. CB750K6	Serial No.	Area code
		24	91309-035-000	O-RING, 11X2.5	3		
		25	91311-044-000	O-RING, 16X3	1		
		26	91315-044-000	O-RING, 19.4X2.8	3		
		27	91319-300-000	O-RING, 13X2.5	1		
		28	92000-06016	BOLT, HEX., 6X16	1		DK, DM, E, ED, F, G, U
		29	92000-06025	BOLT, HEX., 6X25	3		
		30	94001-08000-05	NUT, HEX., 8MM	1		
		31	94001-10000-05	NUT, HEX., 10MM	1		
		32	94101-06000	WASHER, PLAIN, 6MM	4		
		33	94301-10160	PIN A, DOWEL, 10X16	2		
		34	95005-12185-20	TUBE, 12X185	1		
		35	95700-06040-00	BOLT, FLANGE, 6X40	6		
		36	95700-06050-00	BOLT, FLANGE, 6X50	3		
		37	95700-06056-00	BOLT, FLANGE, 6X56	2		
		38	95700-06080-00	BOLT, FLANGE, 6X80	2		
					1	2472084	
		39	95700-06100-00	BOLT, FLANGE, 6X100	7		
		40	95700-08080-00	BOLT, FLANGE, 8X80	1	2472084	
							2472083

1978.02.20

E-14

E-15

Crankshaft • Piston



B392-14A

Service item	F.R.T.	Ref. No.	Part No.	Description	Reqd. No. CB750K6	Serial No.	Area code
CRANKSHAFT ASSY.	±8.6	1	13000-300-050	CRANKSHAFT ASSY.	1		
CRANKSHAFT BEARING	±8.0	2	13011-300-024	RING SET, PISTON (STD. RIKEN)	4		
			13021-300-024	RING SET, PISTON (0.25 RIKEN)	(4)		
			13031-300-024	RING SET, PISTON (0.50 RIKEN)	(4)		
			13041-300-024	RING SET, PISTON (0.75 RIKEN)	(4)		
			13051-300-024	RING SET, PISTON (1.00 RIKEN)	(4)		
CONNECTING ROD/CONNECTING ROD BEARING	±7.7	3	13101-300-030	PISTON (STD.)	4		
			13102-300-030	PISTON (0.25)	(4)		
			13103-300-030	PISTON (0.50)	(4)		
			13104-300-030	PISTON (0.75)	(4)		
			13105-300-030	PISTON (1.00)	(4)		
PISTON/PISTON RING	±5.2	4	13111-300-000	PIN, PISTON	4		
		5	13202-300-000	ROD COMP. B, CONNECTING	4		
			13204-300-000	ROD COMP. D, CONNECTING	4		
			13206-300-000	ROD COMP. F, CONNECTING	4		
			13208-300-000	ROD COMP. H, CONNECTING	4		
			13210-300-000	ROD COMP. K, CONNECTING	4		
PISTON PIN	±5.1	6	13213-333-003	BOLT, CONNECTING ROD (TOKAI)	8		
		7	13214-300-000	NUT, CONNECTING ROD	8		
		8	13215-300-013	BEARING A, CONNECTING ROD (DAIDO)	8		
			13216-300-013	BEARING B, CONNECTING ROD (DAIDO)	8		
			13217-300-013	BEARING C, CONNECTING ROD (DAIDO)	8		
			13218-300-013	BEARING D, CONNECTING ROD (DAIDO)	8		

Selection table of connecting rod bearing
(Oil clearance 20~46μ)

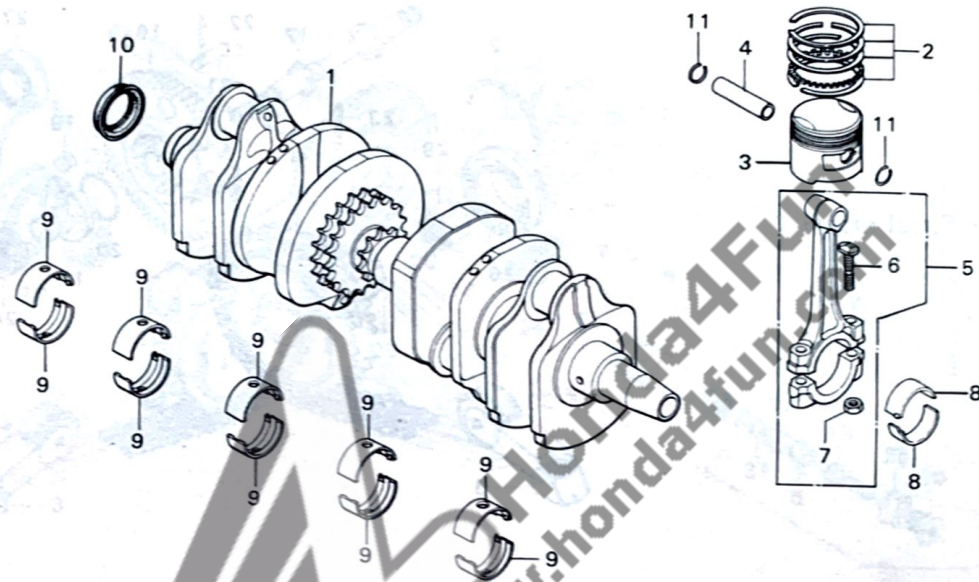
Crank pin allowance 36φ	(Mark) 3		
	0	1	2
Connecting rod allowance 39φ	0 ~ -0.005	-0.005 ~ -0.010	-0.010 ~ -0.015
(Mark) 3	+0.024 +0.016 B (BROWN)	B (BROWN)	A (BLACK)
2	+0.016 +0.008 C (GREEN)	C (GREEN)	B (BROWN)
1	+0.008 0 D (YELLOW)	D (YELLOW)	C (GREEN)

1978.02.20

E-15

E-15

Crankshaft • Piston



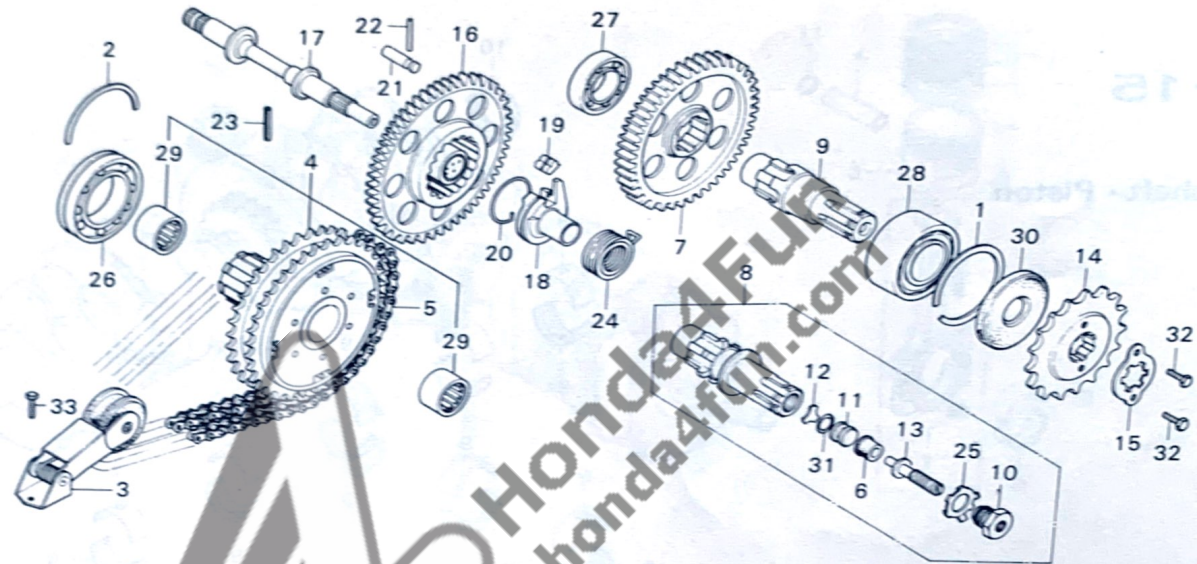
B392-14A

Service item	F.R.T.	Ref. No.	Part No.	Description	Reqd. No. CB750K6	Serial No.	Area code
		9	13315-300-013	BEARING A, CRANKSHAFT (BLACK) (DAIDO)	10		
			13316-300-013	BEARING B, CRANKSHAFT (BROWN) (DAIDO)	10		
			13317-300-013	BEARING C, CRANKSHAFT (GREEN) (DAIDO)	10		
			13318-300-013	BEARING D, CRANKSHAFT (YELLOW) (DAIDO)	10		
		10	91201-300-003	OIL SEAL, 30X42X8	1		
		11	94601-15000	CLIP, PISTON PIN, 15MM	8		

Crankshaft Journal allowance 36μ	(Mark)		
	A	B	C
Crankcase allowance 39μ	0 ~ -0.005	-0.005 ~ -0.010	-0.010 ~ -0.015
(Mark) C	+0.024 (BROWN)	B (BROWN)	A (BLACK)
B	+0.016 (GREEN)	C (GREEN)	B (BROWN)
A	+0.008 0	D (YELLOW)	C (GREEN)

E-16

Primary chain •
Kick starter • Final shaft



B392-15A

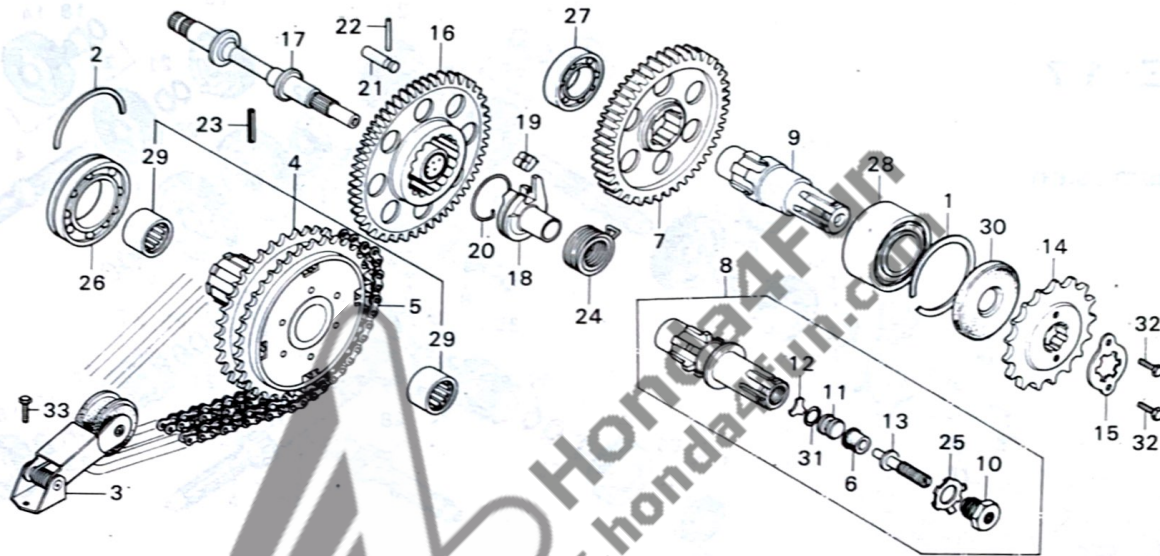
Service item	F.R.T.	Ref. No.	Part No.	Description	Reqd. No. CB750K6	Serial No.	Area code
PRIMARY CHAIN	≈7.7	1	13491-300-000	RING, BEARING SET, 66.5MM	1		
PRIMARY DRIVEN SPROCKET and its related parts	≈5.9	2	13496-300-000	RING S, BALL BEARING SET	1		
		3	13620-300-010	TENSIONER COMP., PRIMARY CHAIN	1		
FINAL DRIVEN SHAFT and its related parts	≈5.7	4	23110-392-000	SPROCKET COMP., PRIMARY DRIVEN	1		
KICK STARTER SPINDLE and its related parts	≈5.6	5	23131-300-015	CHAIN, PRIMARY (68L TAKASAGO)	2		
• PRIMARY CHAIN TENSIONER		6	23314-319-300	RUBBER, DRIFICE	1		DK,DM,E,ED,F,G,U
DRIVE SPROCKET	0.2	7	23511-300-020	GEAR, FINAL DRIVEN (56T)	1		
		8	23520-300-030	SHAFT, FINAL DRIVEN	1		DK,DM,E,ED,F,G,U
		9	23521-392-000	SHAFT, FINAL DRIVEN	1		A,CM
		10	23523-300-310	PLUG, FINAL DRIVEN SHAFT	1		DK,DM,E,ED,F,G,U
		11	23524-300-310	ELEMENT, OIL RESERVE	1		DK,DM,E,ED,F,G,U
		12	23525-300-000	PLATE, STOPPER	1		DK,DM,E,ED,F,G,U
		13	23526-300-300	SCREW, ADJUSTING	1		DK,DM,E,ED,F,G,U
		14	23801-300-620	SPROCKET, DRIVE (18T)	1		
		15	23811-292-000	PLATE, DRIVE SPROCKET FIXING	1		
		16	28210-300-000	GEAR, KICK STARTER	1		
		17	28250-300-020	SPINDLE, KICK STARTER	1		
		18	28251-300-030	FLANGE, KICK STARTER	1	2456701	
			28271-393-000	FLANGE, KICK STARTER	1	2456702	
		19	28252-300-020	PAWL, KICK STARTER	1		
		20	28253-300-000	SPRING, KICK STARTER RATCHET	1		
		21	28254-300-000	PIN, KICK STOPPER	1		
		22	28255-300-000	PIN, 4X37	1		
		23	28256-300-000	PIN, 6X35	1		
		24	28261-300-010	SPRING, KICK STARTER RETURN	1		

1978.02.20

E-16

E-16

Primary chain •
Kick starter • Final shaft



8392-15A

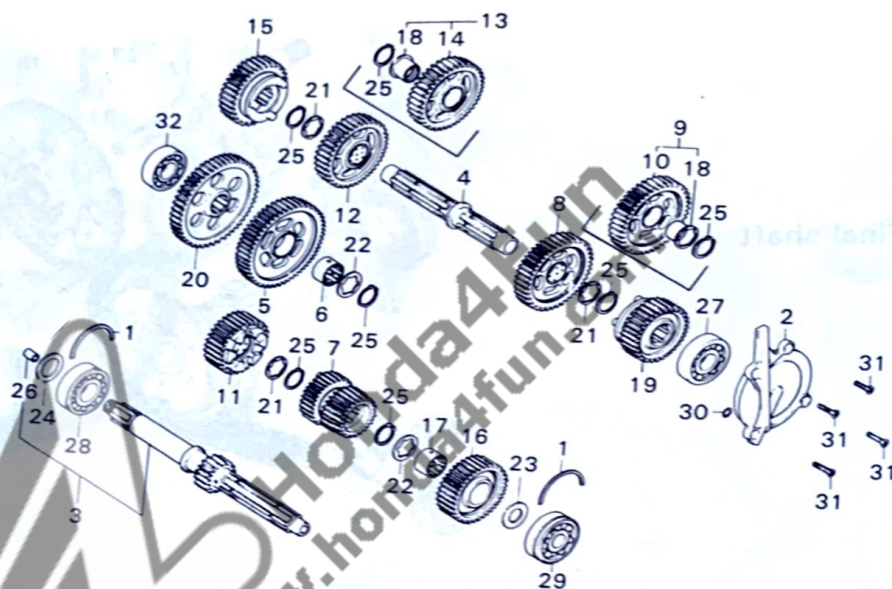
Service item	F.R.T.	Ref. No.	Part No.	Description	Reqd. No. CB750K6	Serial No.	Area code
		25	90433-300-010	WASHER, LOCK, 14MM	1		DK,DM,E,ED,F,G,U
		26	91004-300-000	BEARING, SPECIAL BALL, 6008	1		
		27	91006-300-008	BEARING, SPECIAL BALL, 6205	1		
		28	91008-300-008	BEARING, BALL, 5206	1		
		29	91010-300-008	BEARING, NEEDLE, 25X32X20	2		
		30	91205-300-005	OIL SEAL, 25X62X7	1		
		31	91313-300-003	O-RING, 6.4X3.0	1		DK,DM,E,ED,F,G,U
		32	92000-06012	BOLT, HEX., 6X12	2		
		33	92000-06016	BOLT, HEX., 6X16	1		

1978.02.20

E-16

E-17

Transmission



B405-13A

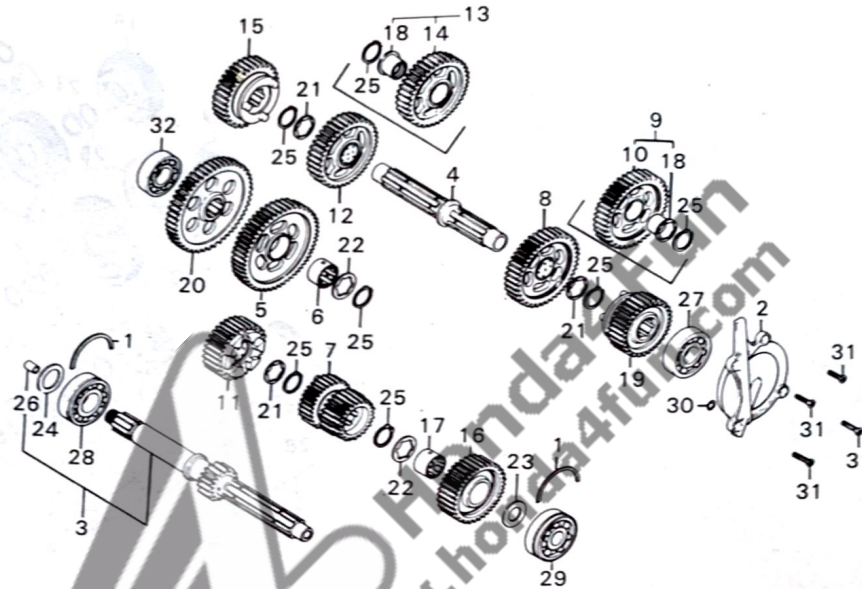
Service item	F.R.T.	Ref. No.	Part No.	Description	Reqd. No. CB750K6	Serial No.	Area code
TRANSMISSION MAINSHAFT and its related parts	±5.8	1	13495-300-000	RING A, BALL BEARING SET	2		
• TRANSMISSION COUNTER SHAFT and its related parts		2	23150-300-010	HOLDER COMP., COUNTERSHAFT BEARING	1		
• One motorcycle ±6.1		3	23210-300-000	MAINSHAFT COMP., TRANSMISSION (18T)	1	2432032	A,CM
COUNTERSHAFT BEARING HOLDER	0.7		23210-392-000	MAINSHAFT COMP., TRANSMISSION (18T)	1	2432033	A,CM
		4	23220-300-010	COUNTERSHAFT, TRANSMISSION	1		DK,DM,E,ED,F,G,U
			23220-371-000	COUNTERSHAFT, TRANSMISSION	1	2432033	A,CM
		5	23421-300-050	GEAR, COUNTERSHAFT LOW (45T)	1		DK,DM,E,ED,F,G,U
		6	23425-392-000	BUSH, SPLINE, 29MM	1		
		7	23431-300-010	GEAR, MAINSHAFT SECOND THIRD (24T, 27T)	1	2432032	A,CM
			23431-392-000	GEAR, MAINSHAFT SECOND THIRD (24T 27T)	1	2432033	A,CM
		8	23440-300-010	GEAR, COUNTERSHAFT SECOND (41T)	1		DK,DM,E,ED,F,G,U
			23440-392-000	GEAR COMP., COUNTERSHAFT SECOND (41T)	1	2432033	A,CM
		9	23440-410-305	GEAR SET, COUNTERSHAFT SECOND	1	2476101	DK,DM,E,ED,F,G,U
		10	23441-410-000	GEAR, COUNTERSHAFT SECOND (41T)	1	2476102	DK,DM,E,ED,F,G,U
		11	23450-300-010	GEAR, MAINSHAFT FOURTH (31T)	1		
		12	23460-300-010	GEAR, COUNTERSHAFT THIRD (36T)	1		2432032 A,CM

1978.02.20

E-17

E-17

Transmission



B405-13A

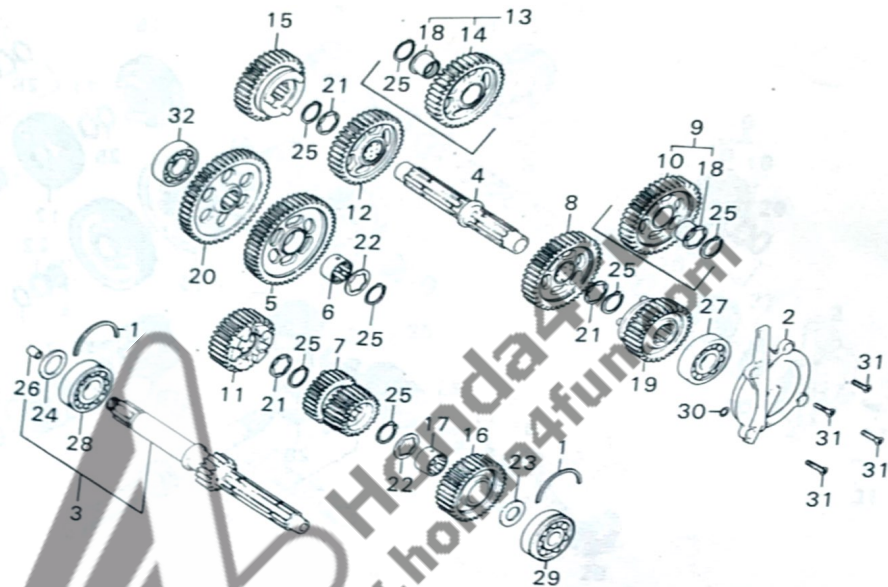
Service item	F.R.T.	Ref. No.	Part No.	Description	Reqd. No. CB750K6	Serial No.	Area code
			23460-392-000	GEAR COMP., COUNTERSHAFT THIRD (36T) 23460-410-305	1	2432033	A,CM
		13	23460-410-305	GEAR ASSY., COUNTERSHAFT THIRD (36T)	1	2432033	2476101 DK,DM,E,ED,F,G,U
		14	23461-410-000	GEAR, COUNTERSHAFT THIRD (36T)	1	2476102	2476101 DK,DM,E,ED,F,G,U
		15	23471-300-010	GEAR, COUNTERSHAFT FOURTH (34T)	1		
		16	23481-300-020	GEAR, MAINSHAFT TOP (33T)	1		
		17	23485-392-000	BUSH, SPLINE 28MM	1		
		18	23485-410-010	BUSH, 28MM	2	2476102	DK,DM,E,ED,F,G,U
		19	23491-300-010	GEAR, COUNTERSHAFT TOP (31T)	1		
		20	23501-300-030	GEAR, FINAL DRIVE (48T)	1		
		21	90451-300-000	WASHER, THRUST, 25MM	3	2432032	A,CM
			90451-371-000	WASHER, THRUST, 25X31	3	2432033	A,CM
					3	2476101	DK,DM,E,ED,F,G,U
		22	90452-300-000	WASHER, THRUST, 25MM	1	2476102	DK,DM,E,ED,F,G,U
			90452-371-000	WASHER, THRUST, 25X34	2	2432032	A,CM
					2	2432033	A,CM
		23	90458-292-000	WASHER, THRUST, 20MM	2		DK,DM,E,ED,F,G,U
		24	90458-506-810	WASHER A, THRUST, 25MM	1		
		25	90601-300-000	CIR CLIP, 25MM	5		
		26	90809-300-300	PLUG, SPECIAL, 10X10	1		
			91001-035-000	BEARING, RADIAL BALL, 6304	1		
		27	91002-300-004	BEARING, SPECIAL BALL, 6205	1		
		28	91002-300-008	BEARING, SPECIAL BALL, 6205	1		

1978.02.20

E-17

E-17

Transmission



B405-13A

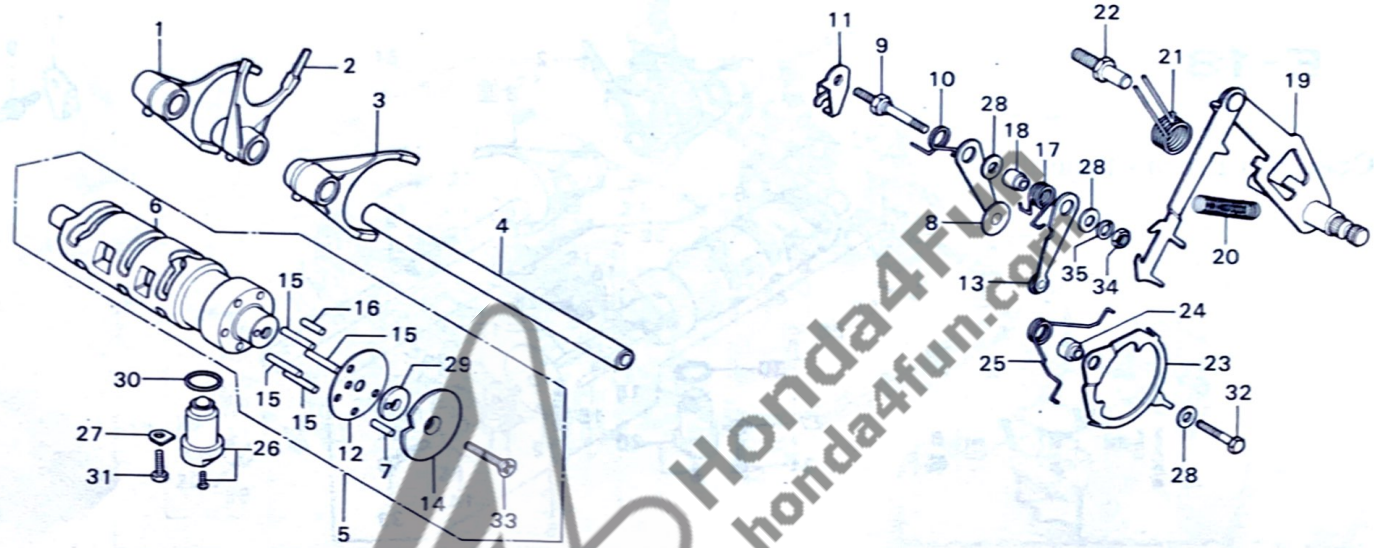
Service item	F.R.T.	Ref. No.	Part No.	Description	Reqd. No. CB750K6	Serial No.	Area code
		29	91003-235-000	BEARING, BALL, HC 6305	1		
		30	91301-283-005	D-RING, 5X2.4	1		
		31	93600-06020	SCREW, FLAT, 6X20	4		
		32	96100-62040	BEARING, RADIAL BALL, 6204	1		

1978.02.20

E-17

E-18

Gearshift drum • Spindle



B392-17

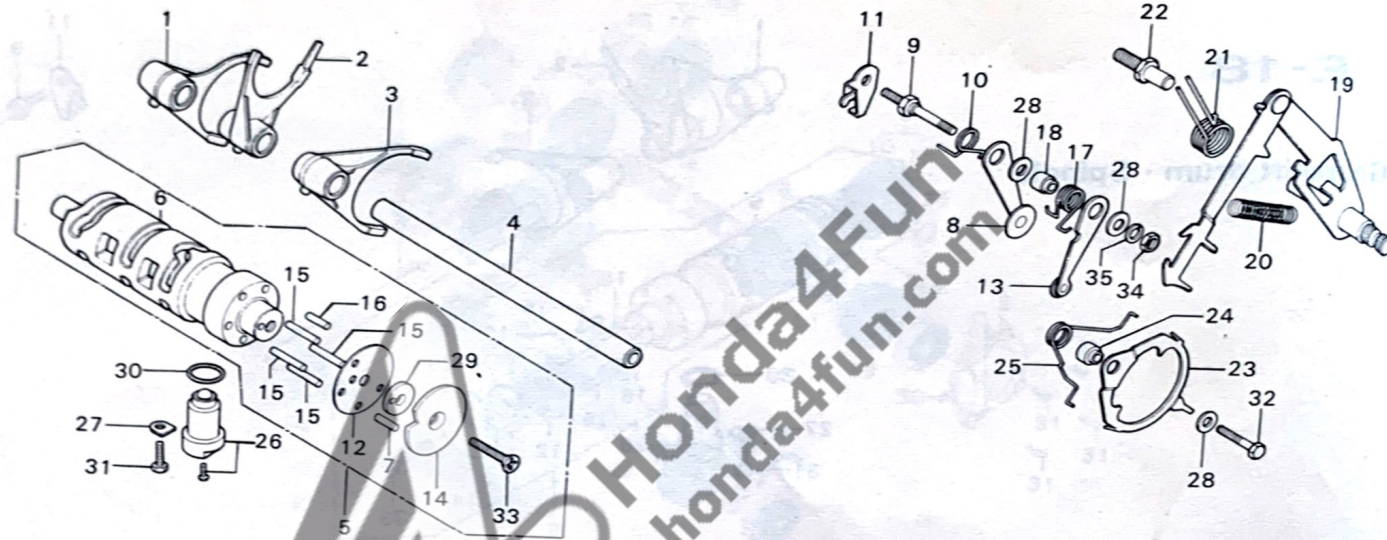
Service item	F.R.T.	Ref. No.	Part No.	Description	Reqd. No. CB750K6	Serial No.	Area code
GEAR SHIFT FORK/GEAR SHIFT DRUM and those related parts	±5.8	1	24211-300-020	FORK, R. GEARSHIFT	1	2468527	
		2	24212-300-020	FORK, CENTER GEARSHIFT	1		
SHIFT DRUM STOPPER/NEUTRAL STOPPER ARM/GEAR SHIFT SPINDLE and those related parts	0.3		24212-300-030	FORK, CENTER GEARSHIFT	1	2468528	
		3	24213-300-020	FORK, L. GEARSHIFT	1		
		4	24261-300-030	SHAFT, GEARSHIFT FORK	1	2434657	
• NEUTRAL SWITCH		5	24300-392-000	DRUM ASSY., GEARSHIFT	1		A,CM DK,DM,E,ED,F,G,U
		6	24301-300-040	DRUM, GEARSHIFT	1	2434656	A,CM
		7	24421-200-000	PIN, GEARSHIFT DRUM	1	2434657	A,CM DK,DM,E,ED,F,G,U
		8	24430-300-040	STOPPER, SHIFT DRUM	1	2439606	A,CM
			24430-392-000	STOPPER, SHIFT DRUM	1	2439607	A,CM DK,DM,E,ED,F,G,U
		9	24434-300-000	SHAFT, SHIFT DRUM STOPPER	1		
				PIVOT	1		
		10	24435-300-030	SPRING, SHIFT DRUM STOPPER	1		
		11	24436-300-010	PLATE, SHIFT FORK SHAFT	1	2435585	A,CM
				STOPPER	1		
			24436-392-000	PLATE, SHIFT FORK SHAFT	1	2435586	A,CM
				STOPPER	1		
		12	24438-300-000	PLATE, SPACER	1	2434656	DK,DM,E,ED,F,G,U A,CM
			24438-392-000	PLATE, SPACER	1	2434657	A,CM DK,DM,E,ED,F,G,U
		13	24440-300-020	ARM COMP., NEUTRAL STOPPER	1	2439606	A,CM
			24440-392-000	ARM COMP., NEUTRAL STOPPER	1	2439607	A,CM DK,DM,E,ED,F,G,U
					1		
		14	24441-300-020	PLATE, NEUTRAL STOPPER	1	2434656	A,CM

1978.02.20

E-18

E-18

Gearshift drum • Spindle



B392-17

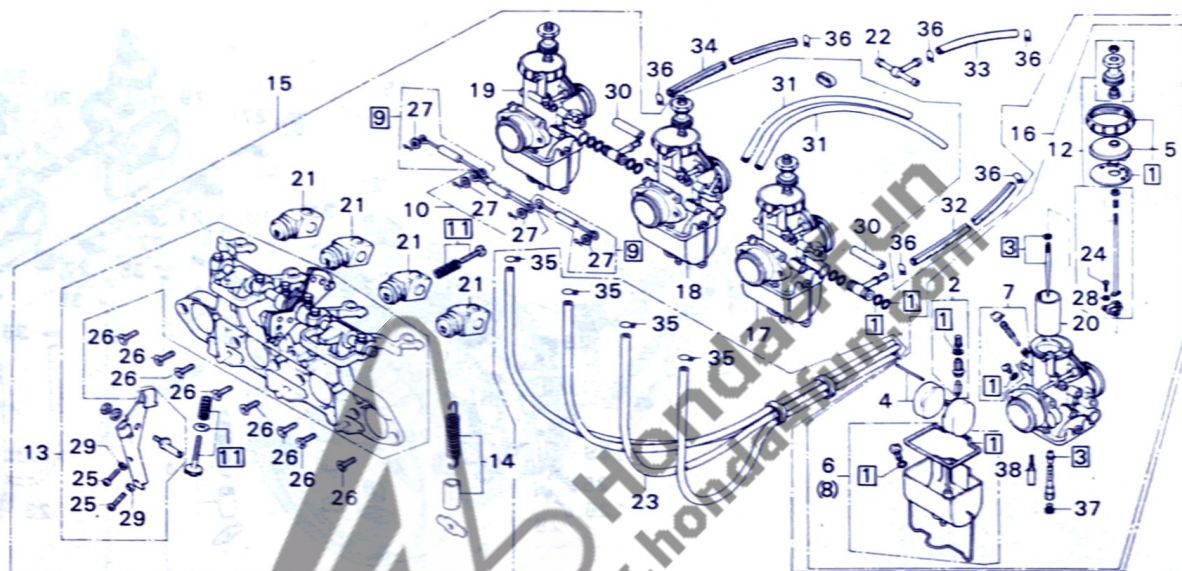
Service item	F.R.T.	Ref. No.	Part No.	Description	Reqd. No. CB750K6	Serial No.	Area code
			24441-392-000	PLATE, NEUTRAL STOPPER	1	2434657	A,CM
		15	24443-300-000	ROLLER, 4X23.8	4		DK,DM,E,ED,F,G,U
		16	24444-300-000	ROLLER, 4X20.6	1		
		17	24445-300-020	SPRING, NEUTRAL STOPPER	1		
		18	24447-300-000	PIVOT, NEUTRAL STOPPER	1		
		19	24610-300-010	SPINDLE COMP., GEAR SHIFT	1		
		20	24641-300-000	SPRING, GEARSHIFT ARM	1		
		21	24651-300-020	SPRING, GEARSHIFT RETURN	1		
		22	24652-300-000	PIN, SHIFT RETURN SPRING	1	2471673	
			24652-035-000	PIN, SHIFT RETURN SPRING	1	2471674	
		23	24661-300-000	STOPPER, GEARSHIFT POSITIVE	1		
		24	24663-300-000	COLLAR, STOPPER ARM	1		
		25	24666-300-000	SPRING, POSITIVE STOPPER	1		
		26	35752-300-010	SWITCH ASSY., NEUTRAL STOPPER, NEUTRAL SWITCH	1		
		27	35754-300-020	STOPPER, NEUTRAL SWITCH	1		
		28	90417-028-000	WASHER, SHIFT DRUM SIDE	3		
		29	90436-300-000	WASHER, 20MM	1		
			90436-392-000	WASHER, 20MM	1	2434657	A,CM
					1		DK,DM,E,ED,F,G,U
		30	91311-044-000	O-RING, 18X3	1		
		31	92000-06016	BOLT, HEX., 6X16	1		
		32	92000-06025	BOLT, HEX., 6X25	1		
		33	93600-06028	SCREW, FLAT, 6X28	1		
		34	94001-06000	NUT, HEX., 6MM	1		
		35	94111-06000	WASHER, SPRING, 6MM	1		

1978.02.20

E-18

E-19

Carburetor



B392-18

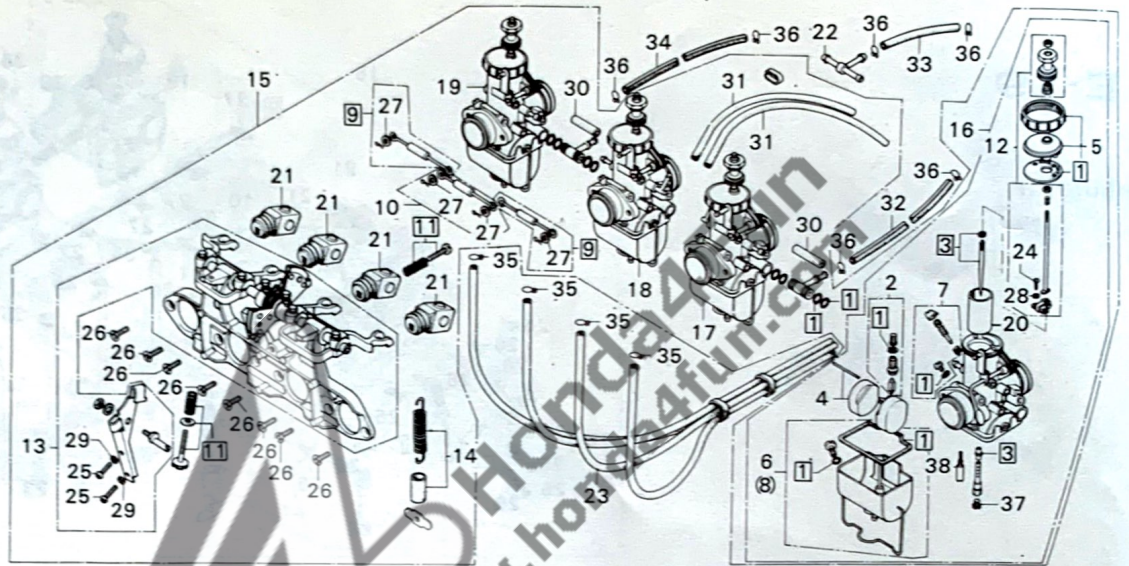
Service item	F.R.T.	Ref. No.	Part No.	Description	Reqd. No. CB750K6	Serial No.	Area code
CARBURETOR ASSY.	0.8	1	16010-300-014	GASKET SET	4		
STAY PLATE SET	1.5	2	16011-341-004	VALVE SET, FLOAT	4		
GASKET SET	1.3	3	16012-392-004	NEEDLE SET, JET	4		
+ Add 0.6		4	16013-300-004	FLOAT SET	4		
FLOAT VALVE SET/FLOAT SET/JET	1.1	5	16014-300-014	TOP SET	4		
NEEDLE SET		6	16015-300-004	CHAMBER SET A, FLOAT	2		
+ Add 0.3		7	16016-300-670	SCREW SET A	4		
CHOKE ROD SET/THROTTLE VALVE SET	1.0	8	16023-300-004	CHAMBER SET B, FLOAT	2		
+ Add 0.2		9	16025-300-004	ROD SET A, CHOKE	2		
CARBURETOR ASSY. A	1.0	10	16026-300-004	ROD SET B, CHOKE	1		
+ Add 0.2		11	16028-300-004	SCREW SET B	1		
MAIN JET/SLOW JET	1.0	12	16032-300-004	ROD SET, THROTTLE	4		
+ Add 0.1		13	16035-392-004	PLATE SET, STAY	1		
TOP SET	0.9	14	16036-392-004	TUBE SET, PROTECT	1		
+ Add 0.2		15	16100-300-671	CARBURETOR ASSY.	1		
FLOAT CHAMBER SET	0.9	16	16101-300-671	CARBURETOR ASSY. 1	1		
+ Add 0.1		17	16102-300-671	CARBURETOR ASSY. 2	1		
SCREW SET	0.2	18	16103-300-671	CARBURETOR ASSY. 3	1		
		19	16104-300-671	CARBURETOR ASSY. 4	1		
		20	16141-300-014	VALVE, THROTTLE	4		
		21	16154-300-004	CAP, DUST	4		
		22	16235-657-000	JOINT, FUEL	1		
		23	16290-300-010	TUBE, OVER FLOW	1		
		24	93500-03010-0A	SCREW, PAN, 3X10	8		
		25	93500-06012	SCREW, PAN, 6X12	2		

1978.02.20

E-19

E-19

Carburetor



B392-18

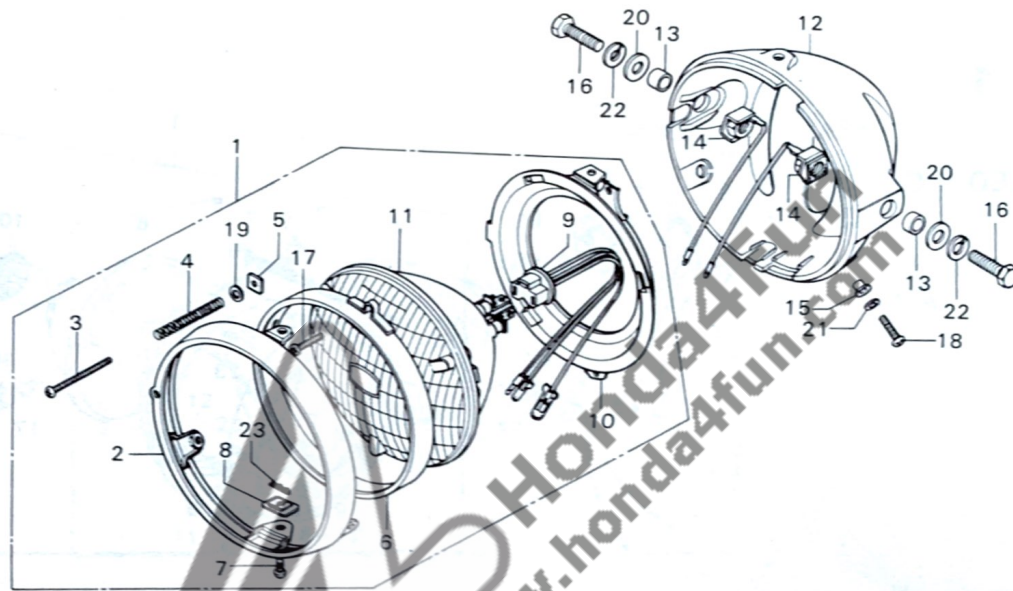
Service item	F.R.T.	Ref. No.	Part No.	Description	Reqd. No. CB750K6	Serial No.	Area code
		26	93600-06016	SCREW, FLAT, 6X16	8		
		27	94101-05000	WASHER, PLAIN, 5MM	4		
		28	94111-03000	WASHER, SPRING, 3MM	8		
		29	94111-06000	WASHER, SPRING, 6MM	2		
		30	95001-35026	TUBE, FUEL, 3.5X26	2		
		31	95001-35240	TUBE, FUEL, 3.5X240	2		
		32	95001-55080-40	TUBE, FUEL, 5.3X80	1		
		33	95001-55160-40	TUBE, FUEL, 5.3X160	1		
		34	95001-55190-40	TUBE, FUEL, 5.3X190	1		
		35	95002-02070	CLIP B7, TUBE	4		
		36	95002-02100	CLIP B10, TUBE	6		
		37	99114-246-1050	JET, MAIN, #105	4		
		38	99124-076-0400	JET, SLOW, #40	4		

1978.02.20

E-19

F-1

Headlight (A,CM)



B341-1

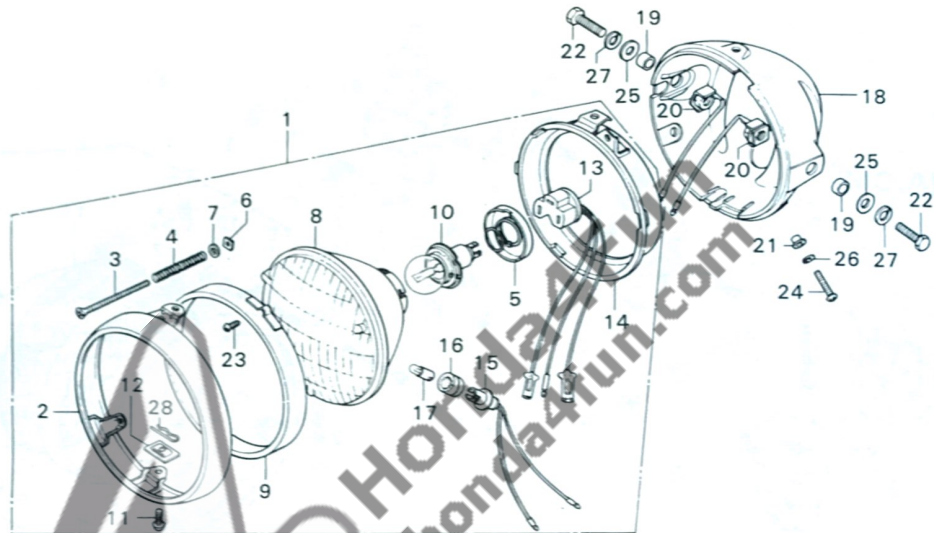
Service item	F.R.T.	Ref. No.	Part No.	Description	Reqd. No.	Serial No.	Area code
					CB750K6		
HEADLIGHT CASE	0.3	1	33100-341-701	HEADLIGHT ASSY. (12V 50/40W)	1		A,CM
SEALD BEAM UNIT and its related parts	0.2	2	33101-300-673	RIM, HEADLIGHT	1		A,CM
HEADLIGHT ASSY.	0.1	3	33103-300-003	SCREW, BEAM ADJUSTING	1		A,CM
		4	33107-300-003	SPRING, HEADLIGHT BEAM ADJUSTING	1		A,CM
		5	33117-001-023	NUT, HEADLIGHT BEAM ADJUSTING	1		A,CM
		6	33121-300-672	RING, RETAINING	1		A,CM
		7	33125-292-670	SCREW, UNIT HOLDER	2		A,CM
		8	33128-292-670	NUT, UNIT HOLDER	2		A,CM
		9	33130-341-701	SOCKET, HEADLIGHT CORD	1		A,CM
		10	33153-300-671	RING, MOUNTING	1		A,CM
		11	33321-341-701	BEAM UNIT, SEALED	1		A,CM
		12	61301-300-020B	CASE, HEADLIGHT	1		A,CM
		13	61302-300-000	COLLAR, HEADLIGHT CASE	2		A,CM
		14	61303-336-000	WASHER, HEADLIGHT CASE	2		A,CM
		15	61304-292-000	COLLAR, HEADLIGHT SETTING	3		A,CM
		16	92000-10025-08	BOLT, HEX., 10X25	2		A,CM
		17	93500-03012-0A	SCREW, PAN, 3X12	2		A,CM
		18	93500-05016-0B	SCREW, PAN, 5X16	3		A,CM
		19	94101-04000	WASHER, PLAIN, 4MM	1		A,CM
		20	94101-10200	WASHER, PLAIN, 10MM	2		A,CM
		21	94111-05000	WASHER, SPRING, 5MM	3		A,CM
		22	94111-10800	WASHER, SPRING, 10MM	2		A,CM
		23	94251-05000	PIN, LOCK, 5MM	2		A,CM

1978.02.20

F-1

F-1-1

Headlight (ED,F,G)



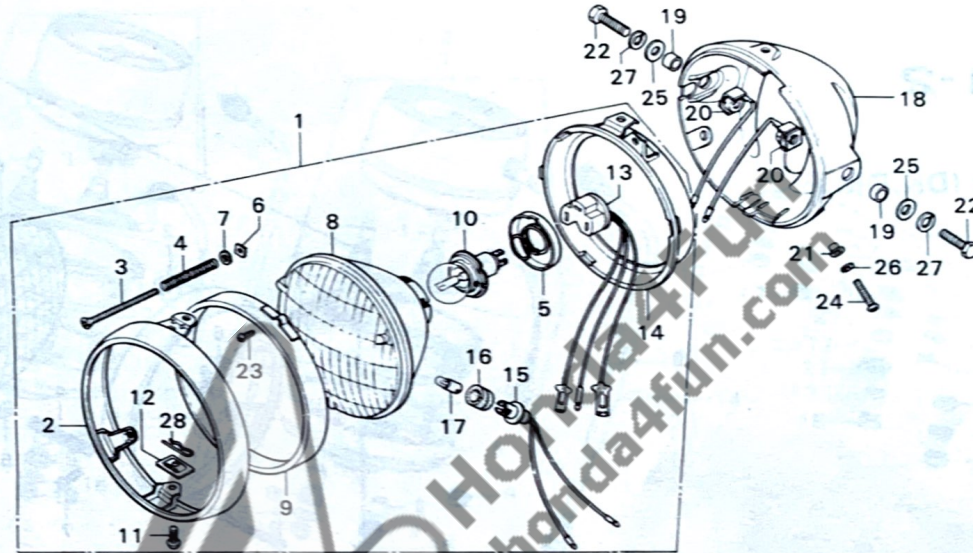
Service item	F.R.T.	Ref. No.	Part No.	Description	Reqd. No. CB750K6	Serial No.	Area code
HEADLIGHT CASE	0.3	1	33100-390-611	HEADLIGHT ASSY. (12V 45/40W STANLEY)	1		ED,G
HEADLIGHT UNIT and its related parts	0.2		33100-390-621	HEADLIGHT ASSY. (12V 45/40W STANLEY)	1		F
HEADLIGHT ASSY./BULB	0.1						
•MARKER LIGHT SOCKET		2	33101-300-673	RIM, HEADLIGHT	1		ED,F,G
		3	33103-346-670	SCREW, BEAM ADJUST	1		ED,F,G
		4	33107-300-003	SPRING, HEADLIGHT BEAM ADJUSTING	1		ED,F,G
		5	33114-390-611	HOLDER, HEADLIGHT SOCKET	1		ED,F,G
		6	33117-001-023	NUT, HEADLIGHT BEAM ADJUSTING	1		ED,F,G
		7	33119-371-003	WASHER, BEAM ADJUST	1		ED,F,G
		8	33120-390-611	HEADLIGHT UNIT	1		ED,F,G
		9	33121-375-671	RING, RETAINING	1		ED,F,G
		10	33122-390-611	BULB, HEADLIGHT (12V 45/40W) (LOCAL PROCUREMENT)	1		ED,G
			33122-390-621	BULB, HEADLIGHT (12V 45/40W) (LOCAL PROCUREMENT)	1		F
		11	33125-087-621	SCREW, UNIT HOLDER	2		ED,F,G
		12	33128-292-670	NUT, UNIT HOLDER	2		ED,F,G
		13	33130-300-671	SOCKET COMP., HEADLIGHT CORD	1		ED,F,G
		14	33153-375-671	RING, MOUNTING	1		ED,F,G
		15	33170-390-611	SOCKET COMP., MARKER LIGHT	1		ED,F,G
		16	33905-303-003	RUBBER, JOINT (STANLEY)	1		ED,F,G
		17	34903-388-611	BULB, POSITION (12V 4W) (LOCAL PROCUREMENT)	1		ED,F,G
		18	61301-300-0208	CASE, HEADLIGHT	1		ED,F,G
		19	61302-300-000	COLLAR, HEADLIGHT CASE	2		ED,F,G
		20	61303-336-000	WASHER, HEADLIGHT CASE	2		ED,F,G

1978.02.20

F-1-1

F-1-1

Headlight (ED,F,G)



B341-2

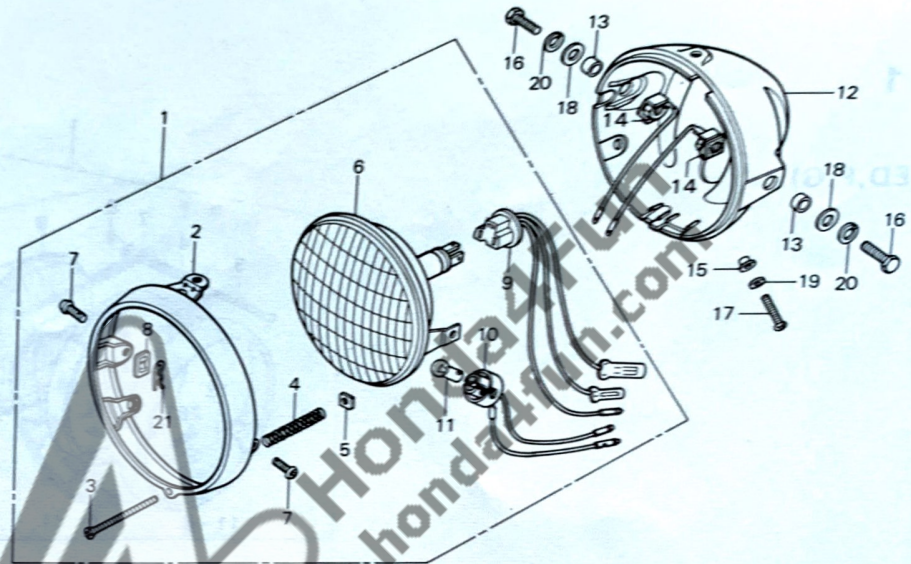
Service item	F.R.T.	Ref. No.	Part No.	Description	Reqd. No. CB750K6	Serial No.	Area code
		21	61304-292-000	COLLAR, HEADLIGHT SETTING	3		ED,F,G
		22	92000-10025-0B	BOLT, HEX., 10X25	2		ED,F,G
		23	93500-03012-0A	SCREW, PAN, 3X12	2		ED,F,G
		24	93500-05016-0B	SCREW, PAN, 5X16	3		ED,F,G
		25	94101-10200	WASHER, PLAIN, 10MM	2		ED,F,G
		26	94111-05000	WASHER, SPRING, 5MM	3		ED,F,G
		27	94111-10800	WASHER, SPRING, 10MM	2		ED,F,G
		28	94251-05000	PIN, LOCK, 5MM	2		ED,F,G

1978.02.20

F-1-1

F-1-2

Headlight (DK,DM,E,U)



8341-3

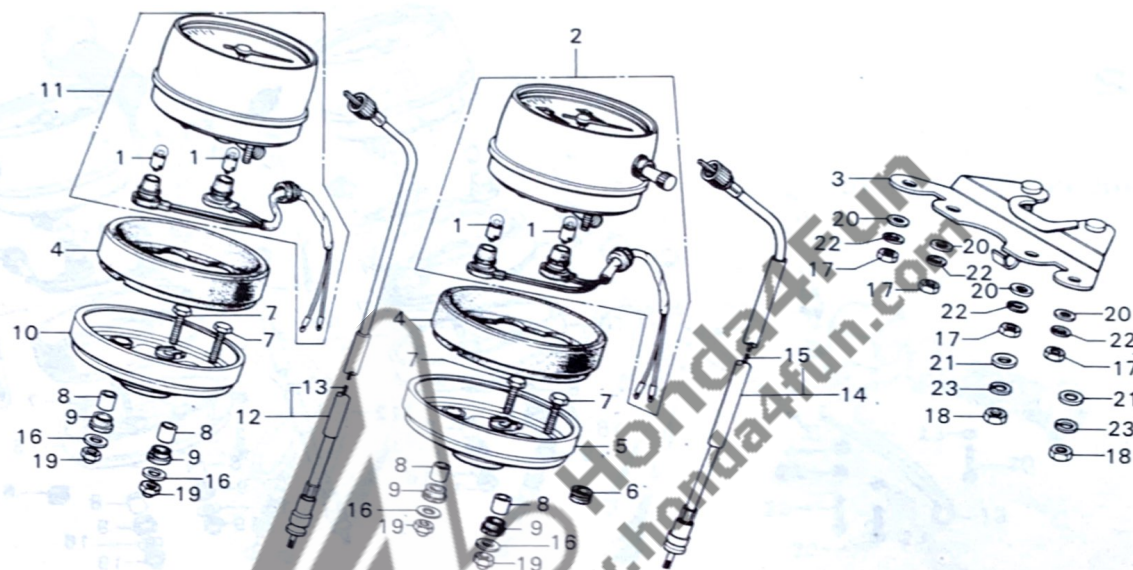
Service item	F.R.T.	Ref. No.	Part No.	Description	Reqd. No. CB750K6	Serial No.	Area code
HEADLIGHT CASE	0.3	1	33100-375-003	HEADLIGHT ASSY. (12V 50/40W STANLEY)	1		DK,DM,U
HEADLIGHT UNIT and its related parts	0.2		33100-392-601	HEADLIGHT ASSY. (12V 50/40W STANLEY)	1		E
HEADLIGHT ASSY./BULB	0.1	2	33101-300-043	RIM, HEADLIGHT	1		DK,DM,E,U
• MARKER LIGHT SOCKET		3	33103-346-670	SCREW, BEAM ADJUST	1		DK,DM,E,U
		4	33107-300-003	SPRING, HEADLIGHT BEAM ADJUSTING	1		DK,DM,E,U
		5	33117-001-023	NUT, HEADLIGHT BEAM ADJUSTING	1		DK,DM,E,U
		6	33120-375-003	HEADLIGHT UNIT (STANLEY)	1		DK,DM,E,U
		7	33125-087-761	SCREW, UNIT HOLDER	2		DK,DM,E,U
		8	33128-292-670	NUT, UNIT HOLDER	2		DK,DM,E,U
		9	33130-323-003	SOCKET COMP., HEADLIGHT	1		DK,DM,E,U
		10	33170-323-003	SOCKET COMP., MARKER LIGHT	1		DK,DM,E,U
		11	34902-259-000	BULB, DASH (12V3.4W)	1		E
			34903-071-003	BULB, MARKER LIGHT (12V 3W) (STANLEY)	1		DK,DM,U
		12	61301-300-0208	CASE, HEADLIGHT	1		DK,DM,E,U
		13	61302-300-000	COLLAR, HEADLIGHT CASE	2		DK,DM,E,U
		14	61303-336-000	WASHER, HEADLIGHT CASE	2		DK,DM,E,U
		15	61304-292-000	COLLAR, HEADLIGHT SETTING	3		DK,DM,E,U
		16	92000-10025-08	BOLT, HEX., 10X25	2		DK,DM,E,U
		17	93500-05016-08	SCREW, PAN, 5X16	3		DK,DM,E,U
		18	94101-10200	WASHER, PLAIN, 10MM	2		DK,DM,E,U
		19	94111-05000	WASHER, SPRING, 5MM	3		DK,DM,E,U
		20	94111-10800	WASHER, SPRING, 10MM	2		DK,DM,E,U
		21	94251-05000	PIN, LOCK, 5MM	2		DK,DM,E,U

1978.02.20

F-1-2

F-2

Speedometer • Tachometer



B341-4

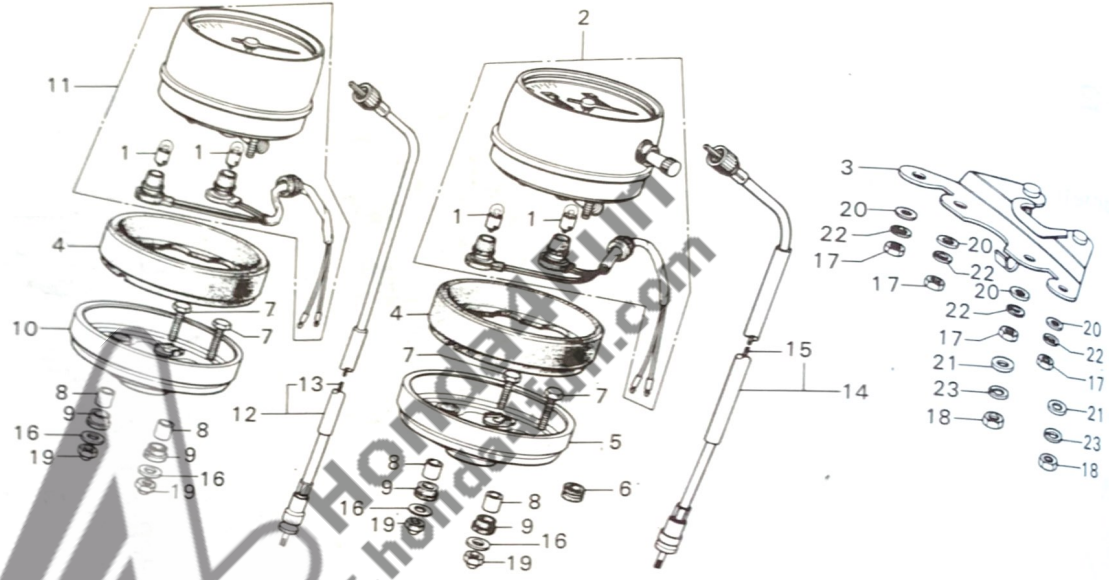
Service item	F.R.T.	Ref. No.	Part No.	Description	Reqd. No. CB750K6	Serial No.	Area code
METER SET PLATE	0.5	1	34902-259-000	BULB, DASH (12V3.4W)	4		
SPEEDOMETER ASSY.	0.3	2	37200-392-621	SPEEDOMETER ASSY. (KPH)	1		DK,ED,F,G,U
• TACHOMETER ASSY.			37200-392-771	SPEEDOMETER ASSY. (MPH)	1	2584693	DM,E
TACHOMETER CABLE ASSY.	0.2		37200-405-671	SPEEDOMETER ASSY. (MPH KPH)	1	2584694	A,CM
• METER CUSHION/METER UNDER PLATE							DM,E
TACHOMETER INNER CABLE	0.1	3	37211-341-700	PLATE, METER SET	1		
• SPEEDOMETER CABLE ASSY./INNER CABLE							
• DUSH BULB							
		4	37235-323-700	CUSHION, SPEEDOMETER	2		
		5	37236-323-700	PLATE, SPEEDOMETER UNDER	1		DK,ED,F,G,U
			37236-392-000	PLATE, SPEEDOMETER UNDER	1	2584693	DM,E
							A,CM
			37236-404-000	PLATE, SPEEDOMETER UNDER	1	2584694	DM,E
		6	37237-323-700	GRONMET, METER PLATE	1		DK,ED,F,G,U
		7	37238-323-700	BOLT, METER SET, 6MM	4		
		8	37243-323-700	COLLAR, METER SET	4		
		9	37244-307-670	RUBBER, METER SETTING	4		
		10	37246-323-700	PLATE, TACHOMETER UNDER	1	2584693	DM,E
							A,CM,DK,ED,F,G,U
			37246-404-000	PLATE, TACHOMETER UNDER	1	2584694	DM,E
		11	37250-341-900	TACHOMETER ASSY.	1	2584693	DM,E
							A,CM,DK,ED,F,G,U
			37250-341-009	TACHOMETER ASSY.	1	2584694	DM,E
		12	37260-300-000	CABLE ASSY., TACHOMETER	1		
		13	37261-300-000	CABLE, TACHOMETER INNER	1		
		14	44830-300-672	CABLE ASSY., SPEEDOMETER	1		
		15	44831-300-673	CABLE, SPEEDOMETER INNER	1		
		16	90545-323-700	WASHER, 6.5X18	4		
		17	94001-06070	NUT, HEX., 6MM	4		

1978.02.20

F-2

F-2

Speedometer • Tachometer



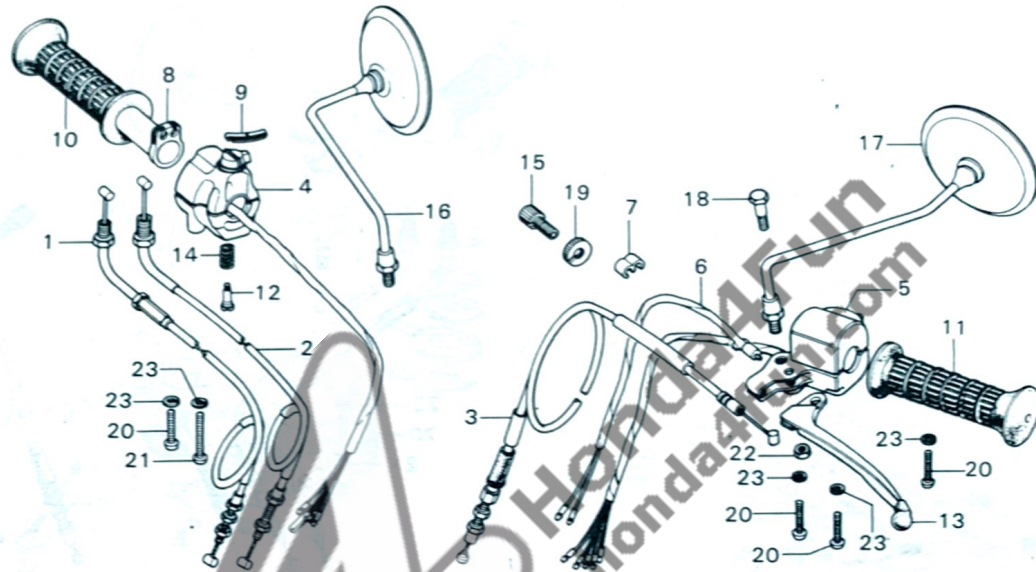
Service item	F.R.T.	Ref. No.	Part No.	Description	Reqd. No. CB750K6	Serial No.	Area code
		18	94001-08070-0S	NUT, HEX., 8MM	2		
		19	94021-06020	NUT, CAP, 6MM	4		
		20	94101-06700	WASHER, PLAIN, 6MM	4		
		21	94101-08700	WASHER, PLAIN, 8MM	2		
		22	94111-06700	WASHER, SPRING, 6MM	4		
		23	94111-08700	WASHER, SPRING, 8MM	2		

1978.02.20

F-2

F-3

Handle lever • Switch • Cable



B341-5

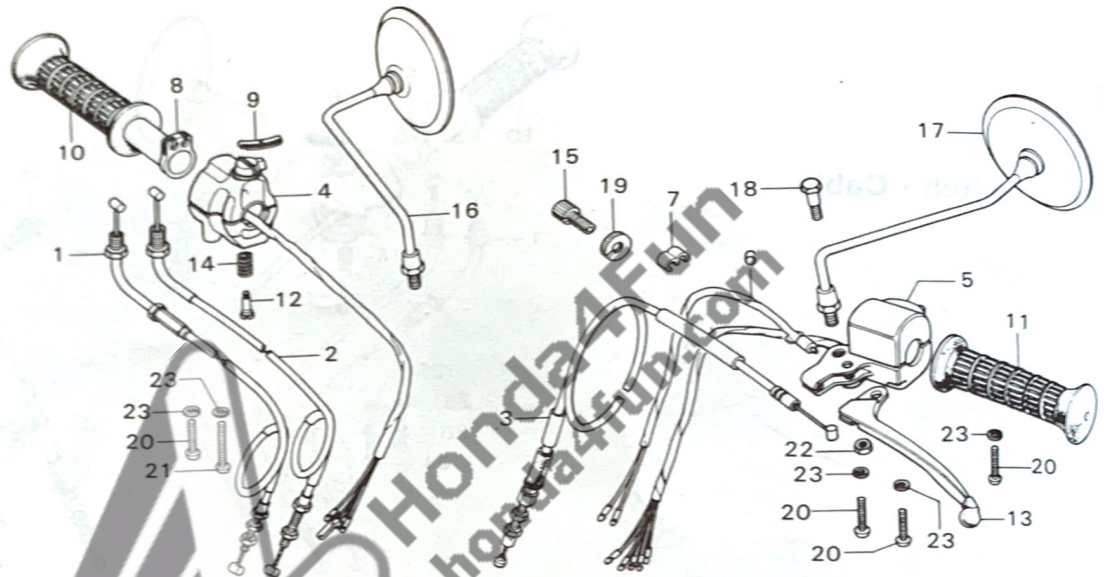
Service item	F.R.T.	Ref. No.	Part No.	Description	Reqd. No. CB750K6	Serial No.	Area code
STARTER KILL SWITCH ASSY.	0.6	1	17910-341-000	CABLE COMP. A, THROTTLE	1		A,CM,DK,DM,U
THROTTLE CABLE	0.5		17910-341-611	CABLE COMP. A, THROTTLE	1		E,ED,F,G
* One or all		2	17920-341-000	CABLE COMP. B, THROTTLE	1		A,CM,DK,DM,U
WINKER SWITCH ASSY.	0.4		17920-341-611	CABLE COMP. B, THROTTLE	1		E,ED,F,G
CLUTCH CABLE		3	22870-341-010	CABLE COMP., CLUTCH	1		A,CM,DK,DM,U
CLUTCH LEVER SWITCH	0.2		22870-341-610	CABLE COMP., CLUTCH	1	2572378	E,ED,F,G
THROTTLE GRIP PIPE		4	22870-341-611	CABLE COMP., CLUTCH	1	2572379	E,ED,F,G
STEERING HANDLE LEVER	0.1		35130-341-910	SWITCH ASSY., STARTER KILL	1		A,CM
			35150-341-600	SWITCH ASSY., STARTER KILL	1		DK,DM,E,ED,F,G,U
			35200-341-600	SWITCH ASSY., WINKER	1		DK,DM,E,ED,F,G,U
			35200-341-910	SWITCH ASSY., WINKER	1		A,CM
		6	35360-341-000	SWITCH ASSY., CLUTCH LEVER	1		
		7	45465-341-700	CLIP, FR. BRAKE CABLE	1		
		8	53141-300-010	PIPE, THROTTLE GRIP	1		
		9	53163-300-020	ADJUSTER, THROTTLE GRIP	1		E,ED,F,G
		10	53165-342-670	RUBBER, R. GRIP	1		
		11	53166-342-670	RUBBER, L. GRIP	1		
		12	53190-300-000	BOLT, THROTTLE GRIP ADJUST	1		E,ED,F,G
		13	53190-369-700	LEVER COMP., L. STEERING	1		
				HANDLE			
		14	53191-300-000	SPRING, THROTTLE ADJUST	1		E,ED,F,G
		15	53192-268-000	BOLT, CLUTCH WIRE ADJUSTING	1		
		16	88100-333-610	MIRROR, R. BACK	1	2577914	DK,DM,E,ED,G
			88110-304-621	MIRROR, R. BACK	1		A,CM
			88110-369-650	MIRROR, R. BACK	1		F
			88110-333-611	MIRROR, R. BACK	1	2577915	U
					1		DK,DM,E,ED,G

1978.02.20

F-3

F-3

Handle lever • Switch • Cable



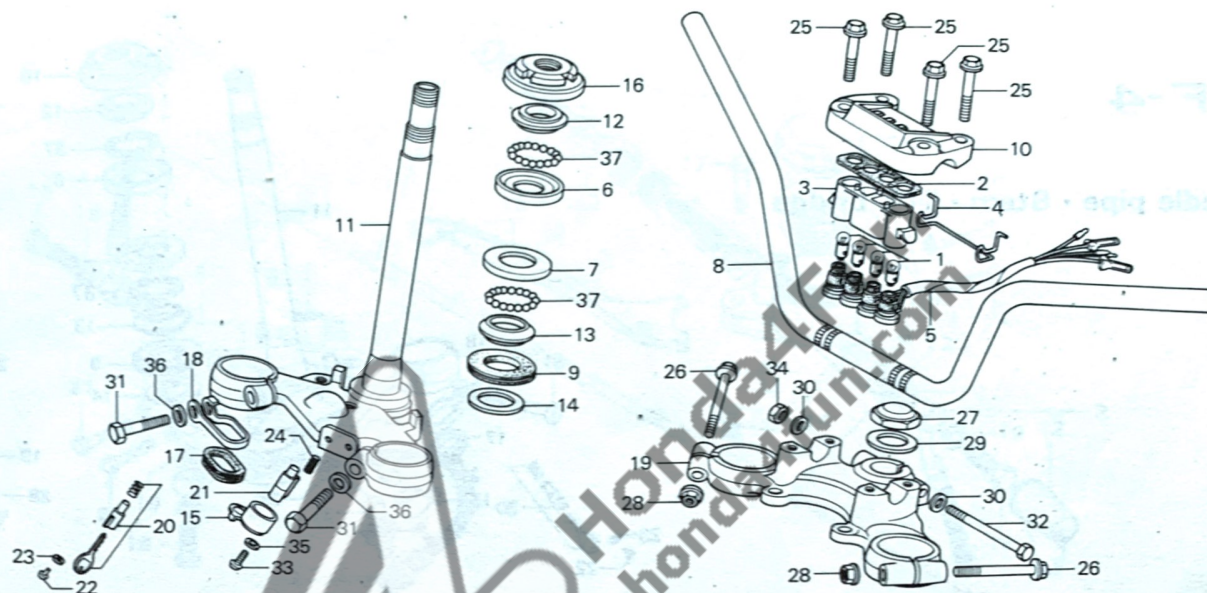
Service item	F.R.T.	Ref. No.	Part No.	Description	Reqd. No. CB750K6	Serial No.	Area code
		17	88120-304-621	MIRROR, L. BACK	1		F
			88120-333-610	MIRROR, L. BACK	1	2577914	ED,G
			88120-369-650	MIRROR, L. BACK	1		A,CM,DK,DM,E
			88120-333-611	MIRROR, L. BACK	1	2577915	U
		18	90114-269-C20	BOLT, HANDLE LEVER PIVOT	1		ED,G
		19	90321-292-000	NUT, FIXING	1		
		20	93500-05025-0A	SCREW, PAN, 5X25	4		
		21	93500-05032-0A	SCREW, PAN, 5X32	1		
		22	94001-06000	NUT, HEX., 6MM	1		
		23	94111-05000	WASHER, SPRING, 5MM	5		

1978.02.20

F-3

F-4

Handle pipe • Stem • Top bridge



B341-6B

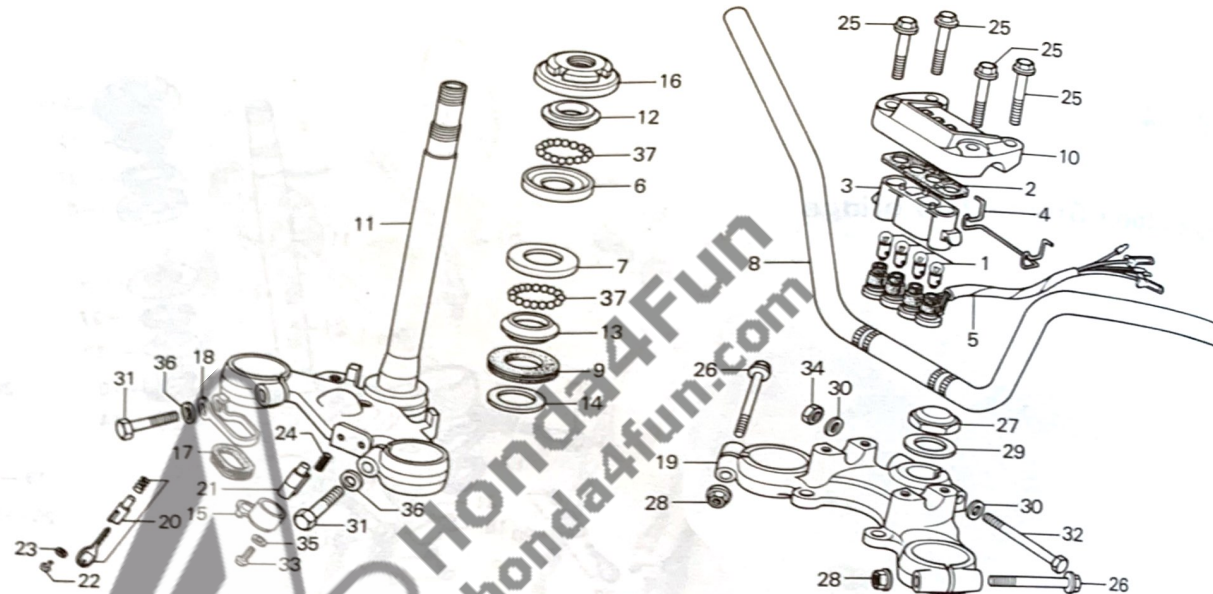
Service item	F.R.T.	Ref. No.	Part No.	Description	Reqd. No. CB750K6	Serial No.	Area code
STEERING HANDLE PIPE	1.2	1	34902-259-000	BULB, DASH (12V3.4W)	4		
STEERING BALL RACE	1.0	2	37576-323-000	BASE, LAMP SOCKET	1		
* One or all		3	37577-341-000	SOCKET, PILOT LAMP	1		
STEERING STEM/BOTTOM CONE RACE	1.1	4	37579-341-010	SPRING, LAMP SOCKET SET	1		
FORK TOP BRIDGE	0.6	5	37581-374-670	CORD COMP., PILOT LAMP	1		
STEERING HEAD TOP THREAD/TOP CONE RACE	0.5	6	50301-268-305	RACE, STEERING TOP BALL	1		
PILOT LAMP CORD	0.3	7	50302-268-305	RACE, STEERING BOTTOM BALL	1		
UPPER HOLDER/PILOT LAMP SOCKET	0.1	8	53100-341-700	PIPE, STEERING HANDLE	1	2582893	A,CM,DK,DM,U E,ED,F,G
* HANDLE LOCK		9	53100-390-620	PIPE, STEERING HANDLE	1	2582894	E,ED,F,G
		10	53100-390-621	PIPE, STEERING HANDLE	1		
		11	53124-250-000	DUST SEAL, STEERING HEAD	1		
		12	53133-374-670	HOLDER, UPPER	1		
		13	53200-300-0308	STEM COMP., STEERING	1		A,CM,DK,DM,U E,ED,F,G
		14	53200-300-6108	STEM COMP., STEERING	1		
		15	53211-268-305	RACE, STEERING TOP CONE	1		
		16	53212-250-305	RACE, STEERING BOTTOM CONE	1		
		17	53215-250-000	WASHER, STEERING HEAD DUST SEAL	1		
		18	53215-317-000	COVER COMP., HANDLE LOCK CASE	1		A,CM,DK,DM,U
		19	53220-286-000	THREAD COMP., STEERING HEAD TOP	1		
		20	53225-333-000	INNER, CABLE GUIDE	1		
		21	53226-341-700	BRACKET, CABLE GUIDE	1		
		22	53230-341-701	BRIDGE, FORK TOP	1		
		23	53600-051-000	LOCK COMP., STEERING HANDLE	1		E,ED,F,G

1978.02.20

F-4

F-4

Handle pipe • Stem • Top bridge



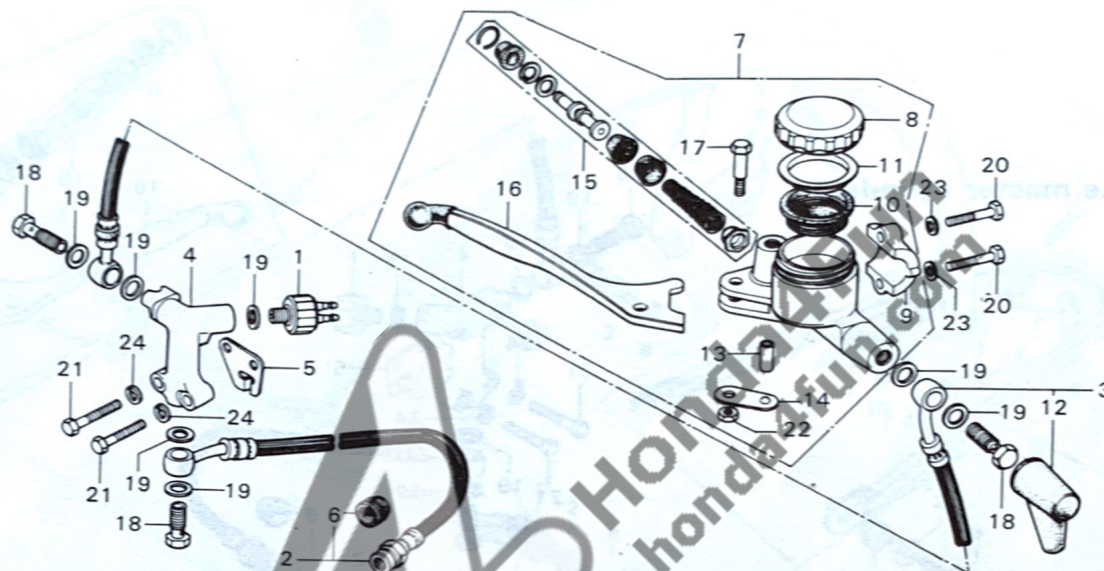
Service item	F.R.T.	Ref. No.	Part No.	Description	Reqd. No. CB750K6	Serial No.	Area code
		21	53600-230-004	LOCK COMP., STEERING HANDLE (TOYO)	1	2576394	DK,DM,U
			53600-303-007	LOCK COMP., STEERING HANDLE (HONDA LOCK)	1	2576395	A,CM DK,DM,U
		22	53603-051-000	RIVET, 4.1MM	1		E,ED,F,G
		23	53604-098-040	WASHER, 4.5MM	1		E,ED,F,G
		24	53631-268-020	SPRING, HANDLE LOCK	1		A,CM,DK,DM,U
		25	90111-362-000	BOLT, FLANGE, 8X36	4		
		26	90155-369-000	BOLT, FLANGE, 7X54	2		
		27	90304-323-670	NUT, STEERING STEM	1		
		28	90355-369-000	NUT, FLANGE, 7MM	2		
		29	90503-283-000	WASHER, STEERING STEM	1		
		30	90555-283-000	WASHER, SPECIAL, 8MM	2		
		31	92000-10040-0A	BOLT, HEX., 10X40	2	2569112	
			95700-10040-0A	BOLT, FLANGE, 10X40	2	2569113	
		32	93000-08074-0B	BOLT, HEX., 8X74	1		
		33	93500-03008-0A	SCREW, PAN, 3X8	1		
		34	94001-08020-0S	NUT, HEX., 8MM	1		A,CM,DK,DM,U
		35	94101-03000	WASHER, PLAIN, 3MM	1		A,CM,DK,DM,U
		36	94102-10000	WASHER, PLAIN, 10MM	2	2569112	
		37	96211-08000	BALL, STEEL, #8 (1/4)	37		

1978.02.20

F-4

F-5

Front brake master cylinder



B341-7

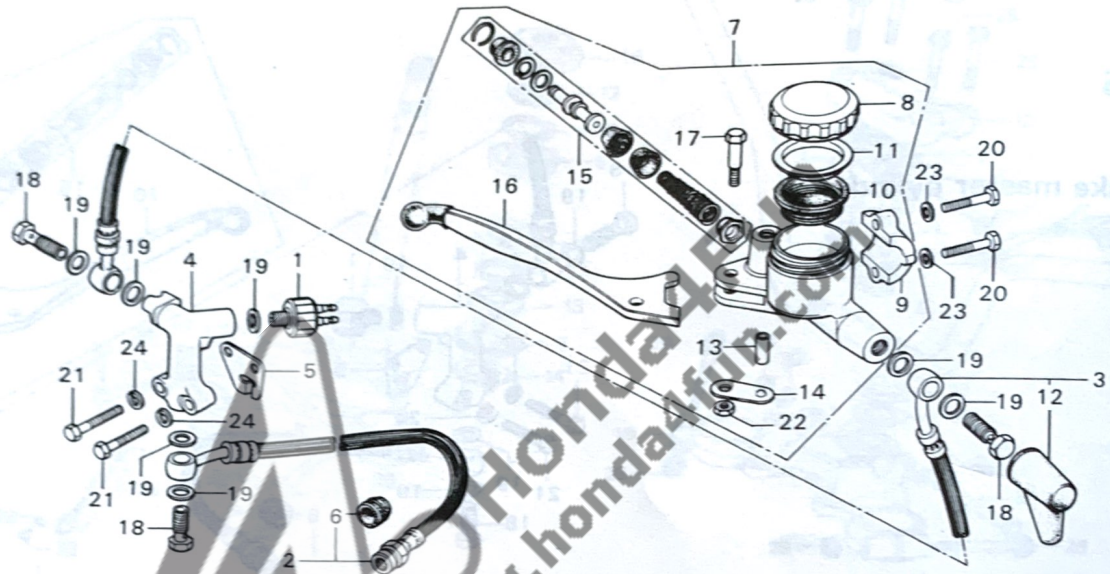
Service item	F.R.T.	Ref. No.	Part No.	Description	Reqd. No. CB750K6	Serial No.	Area code
MASTER CYLINDER SET	0.4	1	35350-300-016	SWITCH, STOP (NAILS)	1		
MASTER CYLINDER ASSY.	0.3	2	45125-379-003	HOSE A ASSY., FR. BRAKE (NICHIRIN)	1		
• THREE WAY JOINT		3	45126-341-003	HOSE ASSY. B, FR. BRAKE (NICHIRIN)	1		A,CM,DK,DM,U
• FRONT BRAKE HOSE			45126-377-003	HOSE ASSY. B, FR. BRAKE	1		E,ED,F,G
* One or all at front brake hose							
STOP SWITCH	0.2	4	45127-300-020	JOINT, THREE WAY	1		
• OIL BOLT		5	45129-300-000	GUIDE, FR. BRAKE HOSE	1		
STEERING HANDLE LEVER and its related parts	0.1	6	45146-300-000	GROMMET, BRAKE HOSE	1		
		7	45500-341-620	CYLINDER ASSY., MASTER	1		ED,F,G
			45500-341-651	CYLINDER ASSY., MASTER	1		U
			45500-341-671	CYLINDER ASSY., MASTER	1		DK,DM,E
			45500-341-771	CYLINDER ASSY., MASTER	1		A,CM
		8	45513-341-671	CAP, OIL CUP	1		DK,DM,E,ED,F,G
			45513-341-771	CAP, OIL CUP	1		A,CM
			45513-371-651	CAP, OIL CUP	1		U
		9	45517-300-003	HOLDER, MASTER CYLINDER (NISSIN)	1		
		10	45520-300-000	DIAPHRAGM	1		
		11	45521-300-010	PLATE, DIAPHRAGM	1		
		12	45522-300-010	BOOT, MASTER CYLINDER	1		
		13	45526-341-000	BUSH, R. HANDLE LEVER	1		
		14	45527-300-000	PLATE, LEVER BUSH SETTING	1		
		15	45530-377-305	CYLINDER SET, MASTER	1		
		16	53175-300-020	LEVER, R. STEERING HANDLE	1		
		17	90114-300-000	BOLT, HANDLE LEVER PIVOT	1		
		18	90145-300-000	BOLT, OIL	3		

1978.02.20

F-5

F-5

Front brake master cylinder



8341-7

Service item	F.R.T.	Ref. No.	Part No.	Description	Reqd. No. CB750K6	Serial No.	Area code
		19	90545-300-000	WASHER, OIL BOLT	7		
		20	92000-06025-02	BOLT, HEX., 6X25	2		
		21	92000-06028	BOLT, HEX., 6X28	2		
		22	94002-06000	NUT, HEX., 6MM	1		
		23	94101-06000	WASHER, PLAIN, 6MM	2		
		24	94111-06000	WASHER, SPRING, 6MM	2		


Courtesy of
www.hondafour.com

1978.02.20

F-5

F-6

Front fender



B341-8

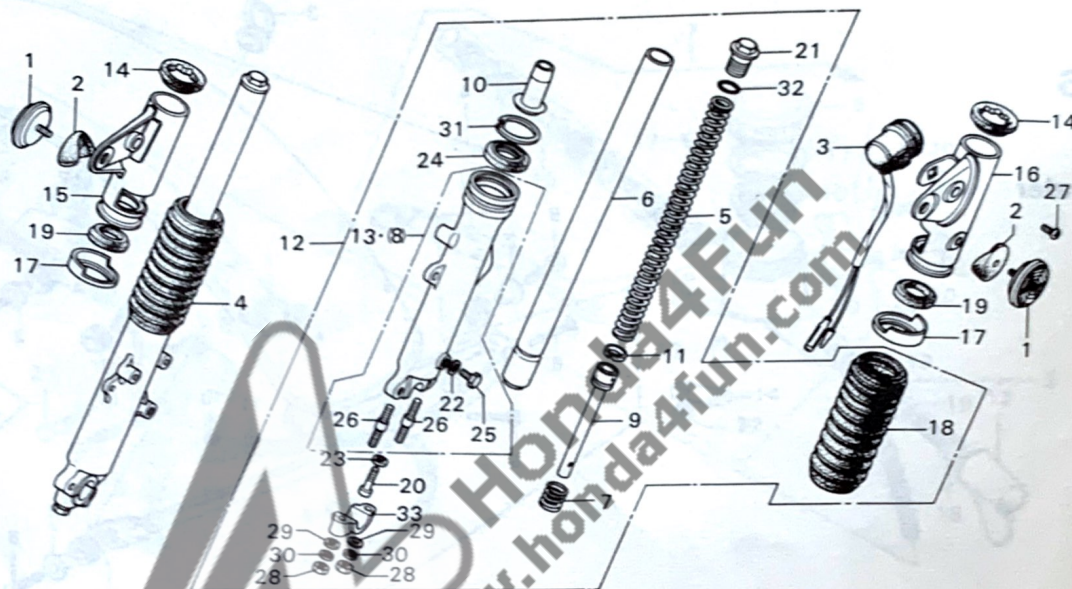
Service item	F.R.T.	Ref. No.	Part No.	Description	Reqd. No. CB750K6	Serial No.	Area code
FRONT FENDER COMP.	0.5	1	40513-310-000	RUBBER, CHAIN CASE MOUNT	6		
FRONT FENDER STAY A.	0.1	2	40514-310-000	COLLAR, CHAIN CASE	6		
• FRONT FENDER STAY B.		3	45451-283-000	GROMMET, WIRE	1		
• WIRE GROMMET		4	61100-341-700XW	FENDER COMP., FR.	1		
		5	61102-300-000	PIECE, FENDER SETTING	4		
		6	61111-341-700	STAY A; FR. FENDER	1		
		7	61112-341-700	STAY B; FR. FENDER	1		
		8	92000-06022	BOLT, HEX., 6X22	6		
		9	93700-05025-08	SCREW, DVAL, 5X25	4		
		10	94001-05000-05	NUT, HEX., 5MM	4		
		11	94111-05000	WASHER, SPRING, 5MM	4		

1978.02.20

F-6

F-7

Front fork



B341-9

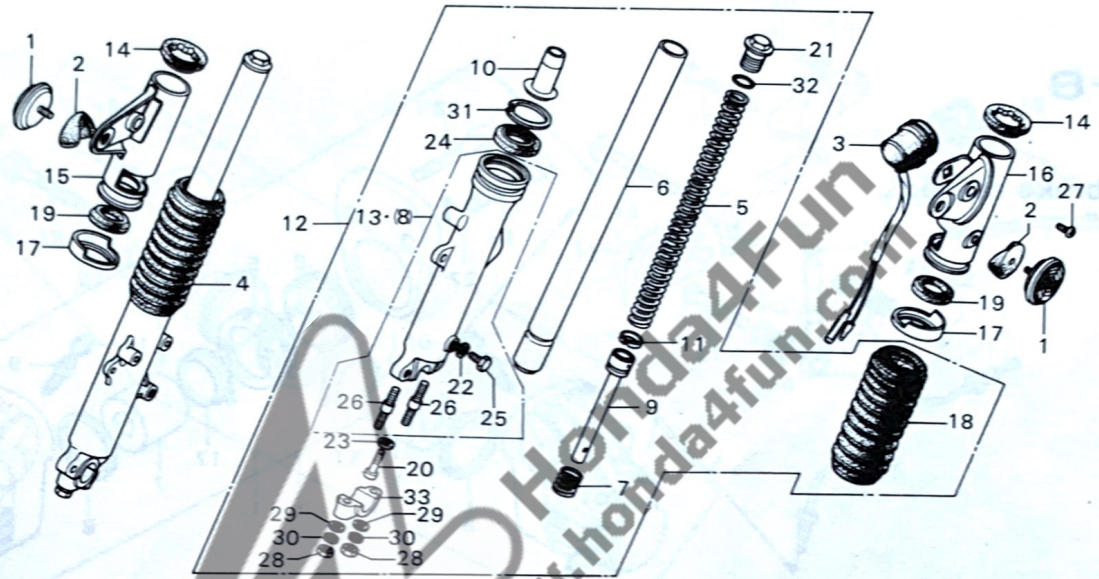
Service item	F.R.T.	Ref. No.	Part No.	Description	Reqd. No. CB750K6	Serial No.	Area code
FRONT FORK BOTTOM CASE/OIL SEAL	0.7	1	33741-340-670	REFLECTOR, FR. REFLEX	2		A,CM,DK,DM,E,ED,G,U
• One motorcycle 1.0		2	33743-341-670	BASE, FR. REFLEX REFLECTOR	2		A,CM,DK,DM,E,ED,G,U
FRONT FORK PIPE/BOTTOM PIPE and those related parts	0.6	3	38400-341-67*	BUZZER ASSY., WINKER	1		
• FRONT FORK UPPER COVER		4	51400-341-702	FORK ASSY., R. FR.	1		
FRONT FORK ASSY./BOOT	0.5	5	51401-341-700	SPRING, FR. CUSHION	2		
• One motorcycle 0.8		6	51410-341-702	PIPE, FR. FORK	2		
WINKER BUZZER ASSY.	0.3	7	51412-340-000	SPRING, FR. FORK REBOUND	2		
FRONT CUSHION SPRING	0.2	8	51421-341-701	CASE, R. FR. FORK BOTTOM	1		
		9	51430-341-701	PIPE COMP., BOTTOM	1		
		10	51432-340-000	PIECE, OIL LOCK	2		
		11	51437-329-010	RING, PISTON	2		
		12	51500-341-702	FORK ASSY., L. FR.	1		
		13	51521-341-701	CASE, L. FR. FORK BOTTOM	1		
		14	51601-300-000	CUSHION, FORK COVER UPPER	2		
		15	51602-341-701XW	COVER, R. FR. FORK UPPER	1		
		16	51606-341-701XW	COVER, L. FR. FORK UPPER	1		
		17	51608-300-000	RIB, FR. FORK	2		
		18	51611-300-000	BOOT, FR. FORK	2		
		19	51622-292-010	CUSHION, FR. FORK COVER LOWER	2		
		20	90116-283-010	BOLT, SOCKET, 8MM	2		
		21	90123-300-000	BOLT, FR. FORK	2		
		22	90543-273-000	PACKING, FR. FORK DRAIN COCK	2		
		23	90544-283-000	WASHER, SPECIAL, 8MM	2		
		24	91255-300-033	OIL SEAL, 35X48X11	2		
		25	92000-06010	BOLT, HEX., 6X10	2		

1978.02.20

F-7

F-7

Front fork



B341-9

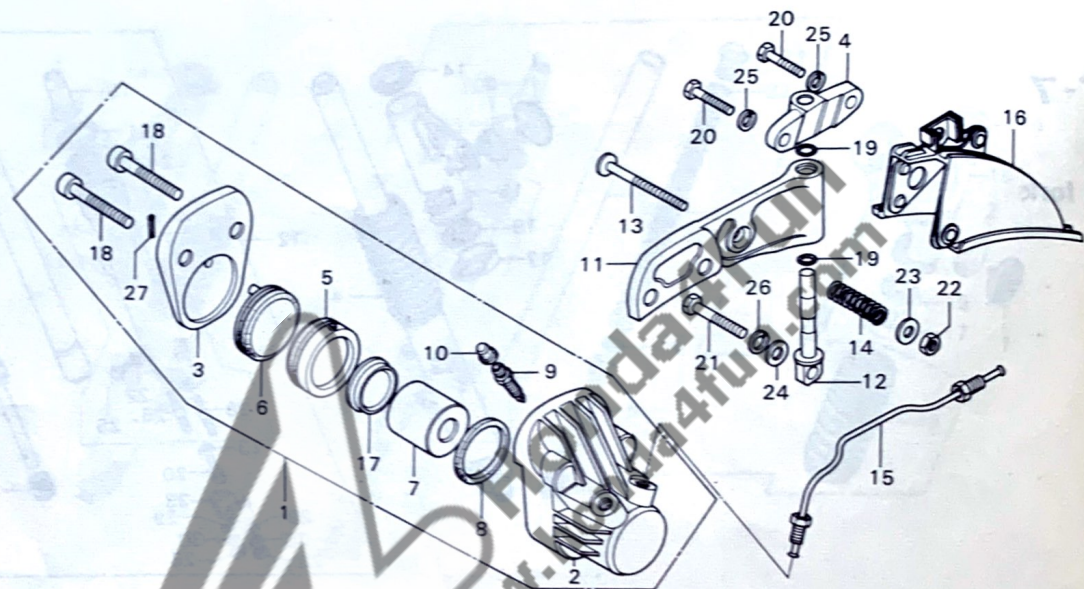
Service item	F.R.T.	Ref. No.	Part No.	Description	Reqd. No. CB750K6	Serial No.	Area code
		26	92700-08050-30	BOLT, STUD, 8X50	4		
		27	93500-06006-02	SCREW, PAN, 6X6	2		F
		28	94030-08000	NUT, HEX., 8MM	4		
		29	94101-08000	WASHER, PLAIN, 8MM	4		
		30	94111-08000	WASHER, SPRING, 8MM	4		
		31	94521-48000	CIR CLIP, INTERNAL, 48	2		
		32	94608-50000	O-RING, 23X2.8	2		
		33	95014-41000	HOLDER IC, FR. FORK AXLE	2		

1978.02.20

F-7

F-8

Front brake caliper



8341-10

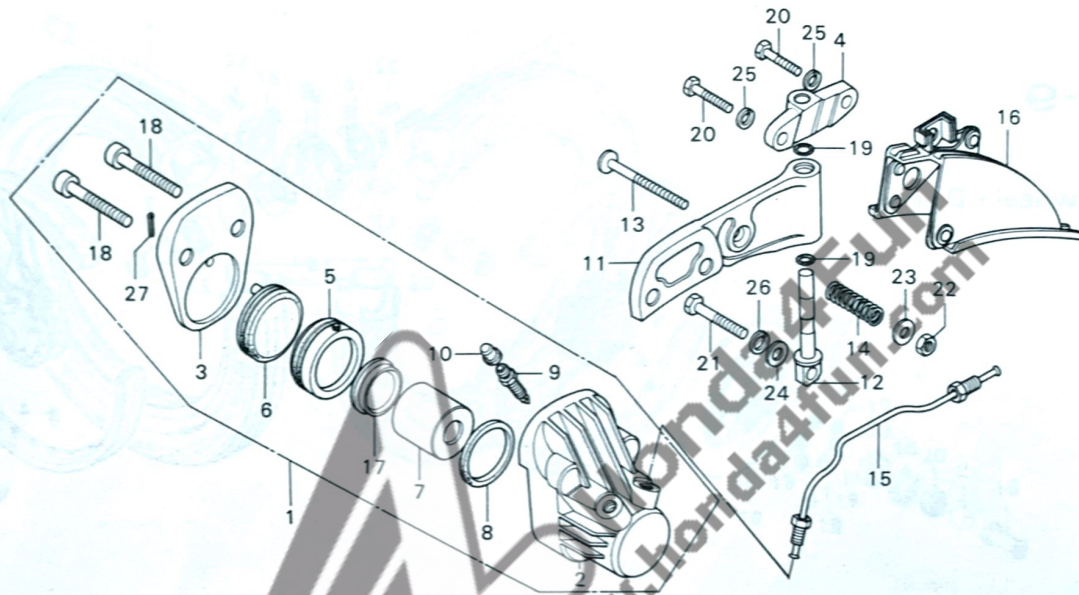
Service item	F.R.T.	Ref. No.	Part No.	Description	Reqd. No. CB750K6	Serial No.	Area code
CALIPER A. and its related parts	0.4	1	45100-341-005	CALIPER ASSY. (TOKIKO)	1		
CALIPER ASSY.	0.3	2	45101-300-053	CALIPER A (TOKIKO)	1		
• CALIPER HOLDER		3	45102-300-043	CALIPER B (TOKIKO)	1		
• FRONT BRAKE PIPE		4	45104-317-700	JOINT, CALIPER HOLDER	1		
CALIPER B.	0.2	5	45105-341-000	PAD COMP. A	1		
• PAD A/B.		6	45106-341-000	PAD COMP. B	1		
• CALIPER HOLDER PIN		7	45107-300-003	PISTON (TOKIKO)	1		
• BLEEDER		8	45108-300-003	SEAL, PISTON (TOKIKO)	1		
DISK COVER	0.1	9	45109-300-003	BLEEDER	1		
• CALIPER HOLDER JOINT		10	45110-300-003	CAP, BLEEDER SCREW	1		
		11	45115-341-670	HOLDER, CALIPER	1		
		12	45116-323-020	PIN, CALIPER HOLDER	1		
		13	45117-341-700	BOLT, CALIPER ADJUSTING	1		
		14	45119-300-020	SPRING, CALIPER ADJUSTING	1		
		15	45128-341-670	PIPE B, FR. BRAKE	1		
		16	45140-341-670	COVER COMP., DISK	1		
		17	45151-300-000	SEAT, PAD	1		
		18	90165-300-023	BOLT, CALIPER SETTING (TOKIKO)	2		
		19	91259-333-000	O-RING, 9.5X1.7	2		
		20	92000-06025	BOLT, HEX., 6X25	2		
		21	92200-08035-0A	BOLT, HEX., 8X35	1		
		22	94001-06000	NUT, HEX., 6MM	1		
		23	94101-06000	WASHER, PLAIN, 6MM	1		
		24	94101-08000	WASHER, PLAIN, 8MM	1		
		25	94111-06000	WASHER, SPRING, 6MM	2		

1978.02.20

F-8

F-8

Front brake caliper



B341-10

Service item F.R.T. Ref. No. Part No. Description Req'd. No. Serial No. Area code

Service item	F.R.T.	Ref. No.	Part No.	Description	Req'd. No.	Serial No.	Area code
		26	94111-08000	WASHER, SPRING, 8MM	1		
		27	94201-16120	PIN, SPLIT, 1.6X12	1		

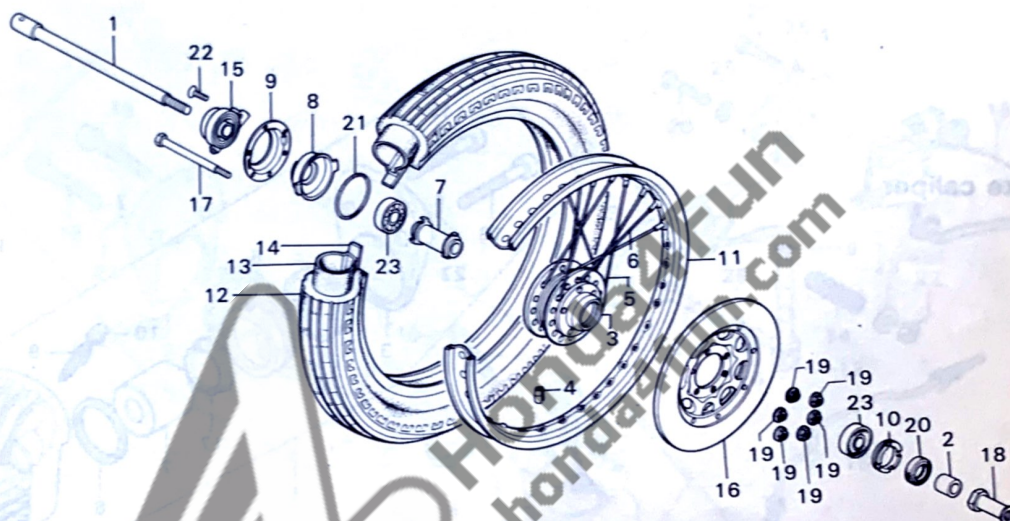
Courtesy of
www.hondafour.com

1978.02.20

F-8

F-9

Front wheel • Disk



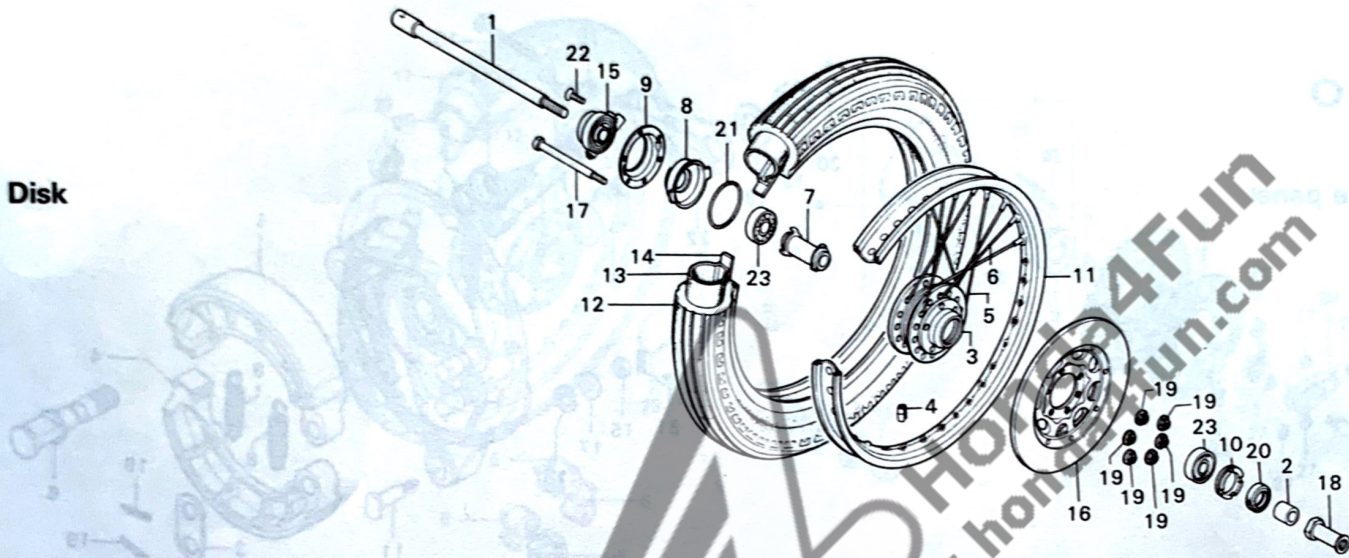
Service item	F.R.T.	Ref. No.	Part No.	Description	Reqd. No. CB750K6	Serial No.	Area code
FRONT WHEEL HUB	2.9	1	44301-300-000	AXLE, FR. WHEEL	1		
FRONT WHEEL RIM	2.2	2	44311-300-000	COLLAR, FR. WHEEL SIDE	1		
FRONT WHEEL TIRE/TUBE/TIRE FLAP	0.9	3	44601-300-040	HUB, FR. WHEEL	1		
BALANCER	0.8	4	44606-283-000	BALANCER (20G)	N		
FRONT AXLE DISTANCE COLLAR/BALL BEARING	0.6		44607-283-000	BALANCER (15G)	N		
			44608-283-000	BALANCER (10G)	N		
			44609-283-000	BALANCER (5G)	N		
* Add 0.1 at ball bearing		5	44606-300-003	SPOKE A, FR. (DAIDO)	20		
FRONT WHEEL BEARING RETAINER	0.5	6	44607-300-003	SPOKE B, FR. (DAIDO)	20		
FRONT BRAKE DISK/GEAR BOX RETAINER and those related parts	0.4	7	44620-300-020	COLLAR, FR. AXLE DISTANCE	1		
SPEEDOMETER GEAR BOX/FRONT WHEEL AXLE	0.3	8	44641-341-000	RETAINER, GEAR BOX	1		DK, DM, E, ED, F, G, U A, CH
		9	44642-300-020	COVER, GEAR BOX RETAINER	1		
		10	44643-300-000	RETAINER, FR. WHEEL BEARING	1		
		11	44701-300-013	RIM, FR. WHEEL (19 DAIDO)	1		
		12	44711-341-003	TIRE, FR. WHEEL (3.25H19) (BS)	1		DK, DM, E, ED, F, G, U
			44711-341-004	TIRE, FR. WHEEL (3.25H19) (DUNLOP)	1		DK, DM, E, ED, F, G, U
			44711-341-671	TIRE, FR. WHEEL (3.25H19) (BS)	1		A, CH
			44711-341-672	TIRE, FR. WHEEL (3.25H19) (DUNLOP)	1		A, CH
		13	44712-300-003	TUBE, TIRE (3.25/3.50-19 BS)	1		
			44712-300-004	TUBE, TIRE (3.25/3.50-19) (DUNLOP)	1		
		14	44713-300-003	FLAP, TIRE (19 BS)	1		
			44713-300-004	FLAP, TIRE (1.85-19. DUNLOP)	1		
		15	44800-300-030	BOX ASSY., SPEEDOMETER GEAR	1		

1978.02.20

05.50 F-9

F-9

Front wheel - Disk



B341-11

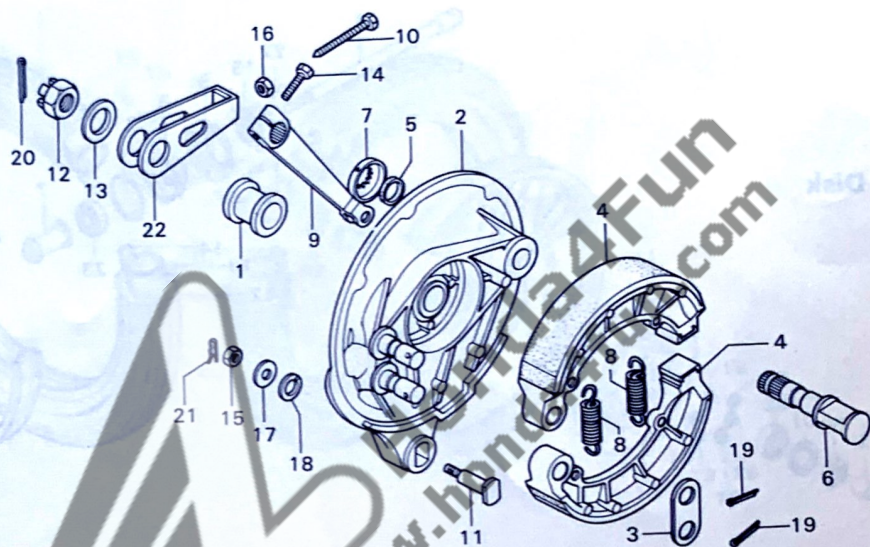
Service item	F.R.T.	Ref. No.	Part No.	Description	Reqd. No. CB750K6	Serial No.	Area code
		16	45120-392-000	DISK COMP., FR. BRAKE	1		
		17	90122-300-020	BOLT, 8X102	6		
		18	90305-300-000	NUT, FR. AXLE	1		
		19	90309-357-000	NUT, HEX., 8MM	6		
		20	91252-300-003	DUST SEAL, 22X36X8	1		
		21	91302-300-000	O-RING, 58X2	1		
		22	93700-05016-0A	SCREW, OVAL, 5X16	1		
		23	96140-63020-10	BEARING, RADIAL BALL, 6302U	2		

1978.02.20

05.50.8 F-9

F-10

Rear brake panel



B341-12

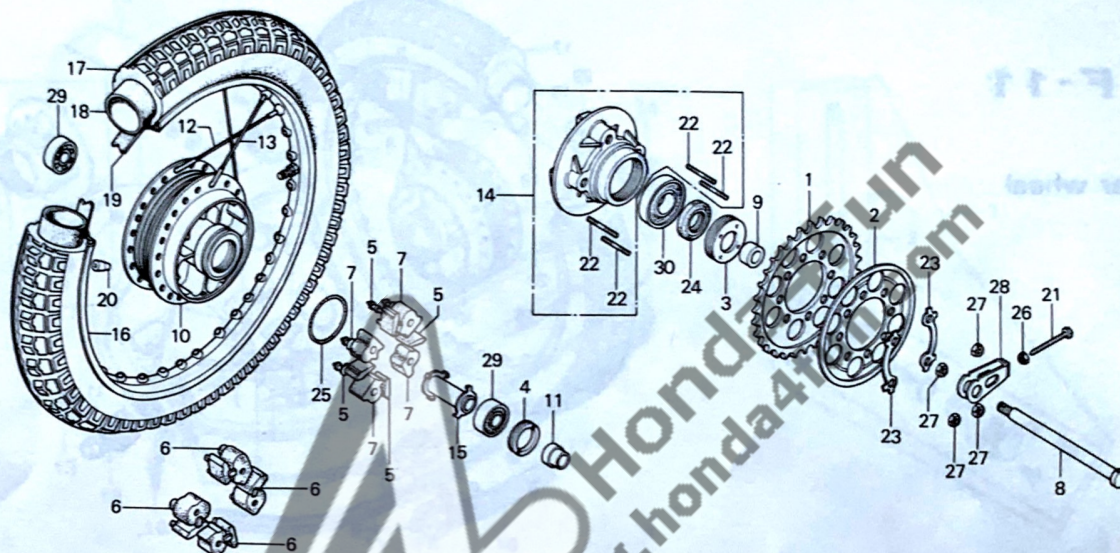
Service item	F.R.T.	Ref. No.	Part No.	Description	Reqd. No. CB750K6	Serial No.	Area code
REAR BRAKE PANEL and its related parts	0.7	1	42313-300-020	COLLAR, RR. BRAKE PANEL SIDE	1		
REAR BRAKE PANEL SIDE COLLAR	0.5	2	43100-341-010	PANEL, RR. BRAKE	1	2580924	
REAR BRAKE ARM and its related parts	0.1	3	43102-319-000	WASHER, ANCHOR PIN	1		
• REAR BRAKE STOPPER ARM BOLT	43120-393-00674	4	43120-393-00674	SHOE COMP., RR. BRAKE	2		
		5	43134-300-000	DUST SEAL, BRAKE CAM	1		
		6	43141-341-000	CAM, RR. BRAKE	1	2580923	
			43141-341-020	CAM, RR. BRAKE	1	2580924	
		7	43145-341-000	PLATE, BRAKE INDICATOR	1	2580923	
			43145-341-010	PLATE, BRAKE INDICATOR	1	2580924	
		8	43151-346-000	SPRING, RR. BRAKE SHOE	2		
		9	43410-341-700	ARM, RR. BRAKE	1	2580923	
			43410-341-710	ARM, RR. BRAKE	1	2580924	
		10	90119-300-000	BOLT, CHAIN ADJUSTING	1		
		11	90127-323-000	BOLT, RR. BRAKE STOPPER ARM	1		
		12	90306-268-000	NUT, RR. WHEEL AXLE	1		
		13	90523-292-000	WASHER 18.5X34	1		
		14	92000-08022-0A	BOLT, HEX., 8X22	1		
		15	94001-08000-0S	NUT, HEX., 8MM	1		
		16	94002-08000-0S	NUT, HEX., 8MM	1		
		17	94101-08000	WASHER, PLAIN, 8MM	1		
		18	94111-10000	WASHER, SPRING, 10MM	1		
		19	94201-25200	PIN, SPLIT, 2.5X20	2		
		20	94201-40300	PIN, SPLIT, 4.0X30	1		
		21	94251-08000	PIN, LOCK, 8MM	1		
		22	95014-19000	ADJUSTER K, CHAIN	1		

1978.02.20

05.50.F-10

F-11

Rear wheel



B341-13


Service item	F.R.T.	Ref. No.	Part No.	Description	Reqd. No. CB750K6	Serial No.	Area code
REAR WHEEL HUB	2.8	1	41201-300-870	SPROCKET, FINAL DRIVEN (48T)	1		
REAR WHEEL RIM	2.4	2	41211-341-000	PLATE, SPROCKET SIDE	1		
REAR WHEEL TIRE/TUBE/TIRE FLAP	1.1	3	41231-283-000	RETAINER, RR. WHEEL BEARING	1		
BALANCER	0.9	4	41231-300-020	RETAINER, RR. WHEEL BEARING	1		
FINAL DRIVEN FLANGE	0.9	5	41241-300-040	DAMPER, R. RR. WHEEL	4	2560085	A,CM,ED,F,G,U
REAR AXLE DISTANCE COLLAR/BALL BEARING	0.7	6	41241-300-050	DAMPER, RR. WHEEL	4	2560086	A,CM,ED,F,G,U DK,DM,E
• Add 0.1 at ball bearing		7	41242-300-020	DAMPER, L. RR. WHEEL	4	2560085	A,CM,ED,F,G,U
10 x 48 STUD BOLT	0.7	8	42301-300-010	AXLE, RR. WHEEL	1		
• Add 0.1		9	42311-300-010	COLLAR, RR. WHEEL SIDE	1		
REAR WHEEL BEARING RETAINER	0.7	10	42601-300-030	HUB COMP., RR. WHEEL	1	2560085	A,CM,ED,F,G,U
• REAR DAMPER			42601-300-040	HUB COMP., RR. WHEEL	1	2560086	A,CM,ED,F,G,U DK,DM,E
• One motorcycle 0.7		11	42605-300-000	SLEEVE, RR. AXLE	1		
FINAL DRIVEN SPROCKET	0.5	12	42606-300-003	SPOKE A, RR. (DAIDO)	20		
REAR WHEEL AXLE	0.4	13	42607-300-003	SPOKE B, RR. (DAIDO)	20		
		14	42609-341-000	FLANGE COMP., FINAL DRIVEN	1		
		15	42620-300-010	COLLAR, RR. AXLE DISTANCE	1		
		16	42701-300-013	RIM, RR. WHEEL (DAIDO)	1		
		17	42711-341-003	TIRE, RR. WHEEL (4.00H18. BS)	1		DK,DM,E,ED,F,G,U
			42711-341-004	TIRE, RR. WHEEL (4.00H18) (DUNLOP)	1		DK,DM,E,ED,F,G,U
			42711-341-671	TIRE, RR. WHEEL (4.00H18) (B. S.)	1		A,CM
			42711-341-672	TIRE, RR. WHEEL (4.00H18) (DUNLOP)	1		A,CM
		18	42712-300-003	TUBE, RR. WHEEL (4.00-18 BS)	1		

1978.02.20

F-11

F-11

Rear wheel



B341-13

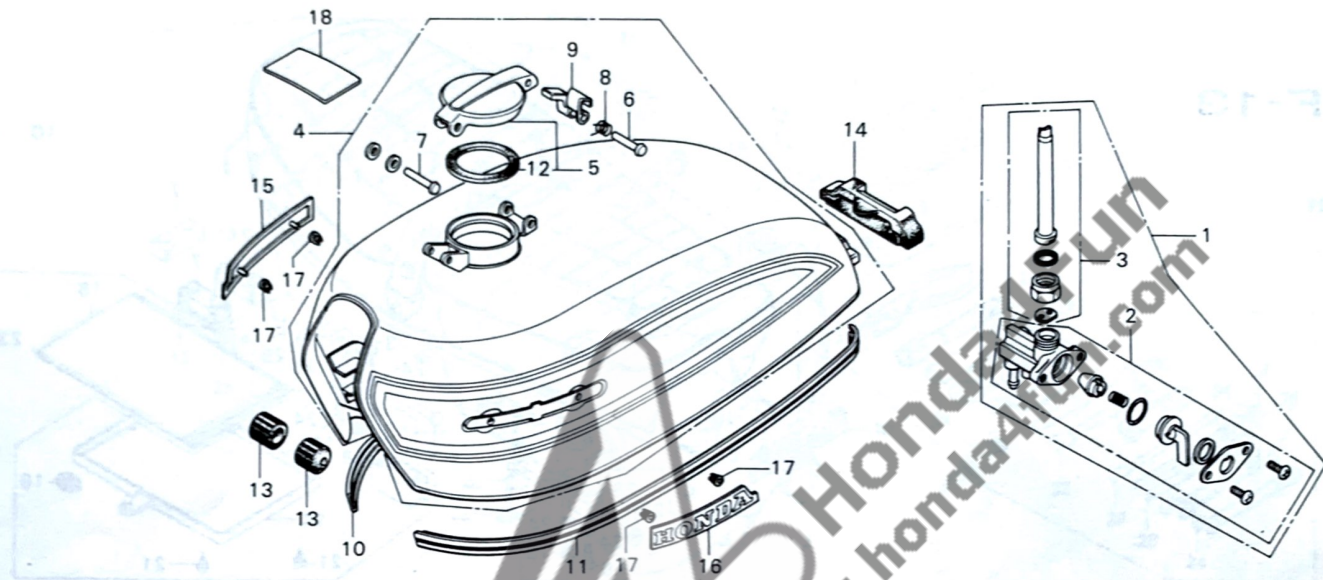
Service item	F.R.T.	Ref. No.	Part No.	Description	Reqd. No. CB750K6	Serial No.	Area code
			42712-300-004	TUBE, TIRE (3.75/4.00-18) (DUNLOP)	1		
		19	42713-300-003	FLAP, RR. TUBE (2.15X18 BS)	1		
			42713-300-004	FLAP, TIRE (2.15-18, DUNLOP)	1		
		20	44606-283-000	BALANCER (20G)	N		
			44607-283-000	BALANCER (15G)	N		
			44608-283-000	BALANCER (10G)	N		
			44609-283-000	BALANCER (5G)	N		
		21	90119-300-000	BOLT, CHAIN ADJUSTING	1		
		22	90128-341-000	BOLT, STUD, 12X54	4		
		23	90523-308-000	WASHER, TONGUED, 12MM	2		
		24	90753-283-000	OIL SEAL, 34X55X9	1		
		25	91258-300-013	O-RING, 68X2.6	1		
		26	94002-08000-05	NUT, HEX., 8MM	1		
		27	94030-12000	NUT, HEX., 12MM	4		
		28	95014-19000	ADJUSTER K, CHAIN	1		
		29	96120-63040	BEARING, RADIAL BALL, 6304Z	2		
		30	96120-63050	BEARING, RADIAL BALL, 6305Z	1		
			23, 94108-17000				

1978.02.20

F-11

F-12

Fuel tank



E341-14

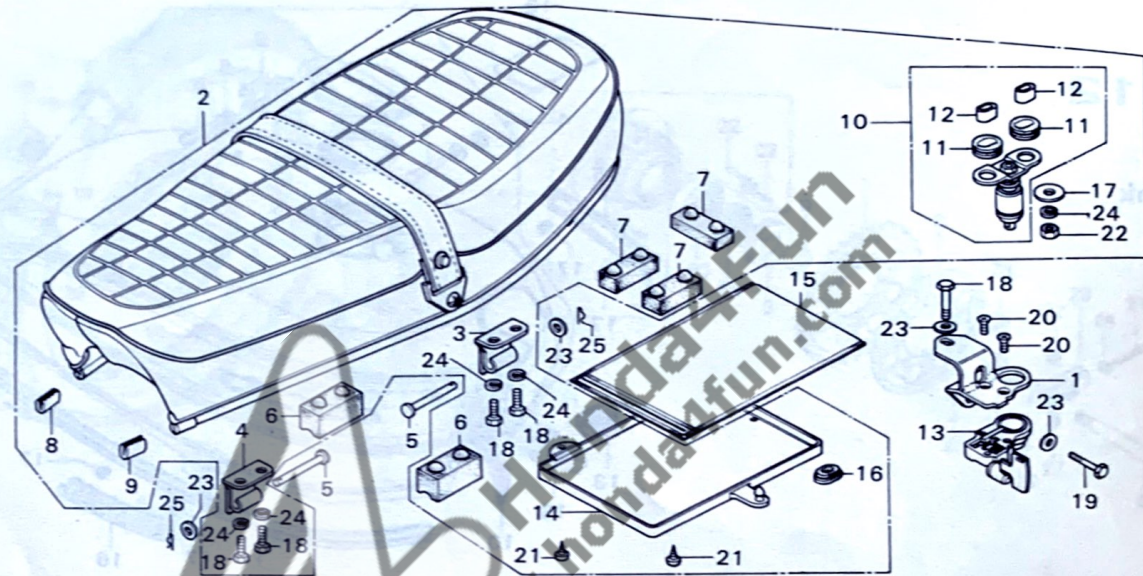
Service item	F.R.T.	Ref. No.	Part No.	Description	Reqd. No. CB750K6	Serial No.	Area code
FUEL TANK	0.4	1	16950-341-671	COCK ASSY., FUEL	1		
FUEL COCK ASSY. and its related parts	0.2	2	16951-341-671	BDDY SET	1		
FUEL FILLER CAP CHECK	0.1	3	16952-341-671	STRAINER SET	1		
• FUEL TANK EMBLEM		4	17500-341-770ZA	TANK COMP., FUEL *PB-3C-F*	1		A,CM
• FUEL TANK MOULDING			17500-341-770ZB	TANK COMP., FUEL *R-6C-S*	1		DK,DM,E,ED,F,G,U
• One or all			17500-341-770ZC	TANK ASSY., FUEL *R-2C-F*	1		DK,DM,E,ED,F,G,U
			17500-341-770ZD	TANK ASSY., FUEL *PB-3C-C*	1		DK,DM,E,ED,F,G,U
		5	17510-323-310	CAP COMP., FUEL TANK	1		
		6	17513-300-300	PIN, FUEL FILLER CAP CHECK	1		
		7	17514-323-300	PIN B, FUEL FILLER CAP	1		
		8	17515-300-300	SPRING, FUEL FILLER CAP CHECK	1		
		9	17517-300-340	CHECK, FUEL FILLER CAP	1		
		10	17521-300-010	MOULDING, R. FUEL TANK	1		
		11	17522-300-010	MOULDING, L. FUEL TANK	1		
		12	17534-323-300	GASKET, FUEL FILLER CAP	1		
		13	17611-283-010	CUSHION, FUEL TANK FR.	2		
		14	17613-292-000	CUSHION, FUEL TANK RR.	1		
		15	87121-341-700	EMBLEM, R. FUEL TANK	1		
		16	87122-341-700	EMBLEM, L. FUEL TANK	1		
		17	87311-516-000	NUT, EMBLEM CLAMP	4		
		18	87560-375-680A	MARK, DRIVE CAUTION	1		
			87560-375-680B	MARK, DRIVE CAUTION	1		DK,DM,E,ED,F,G,U

1978.02.20

F-12

F-13

Seat



B341-16

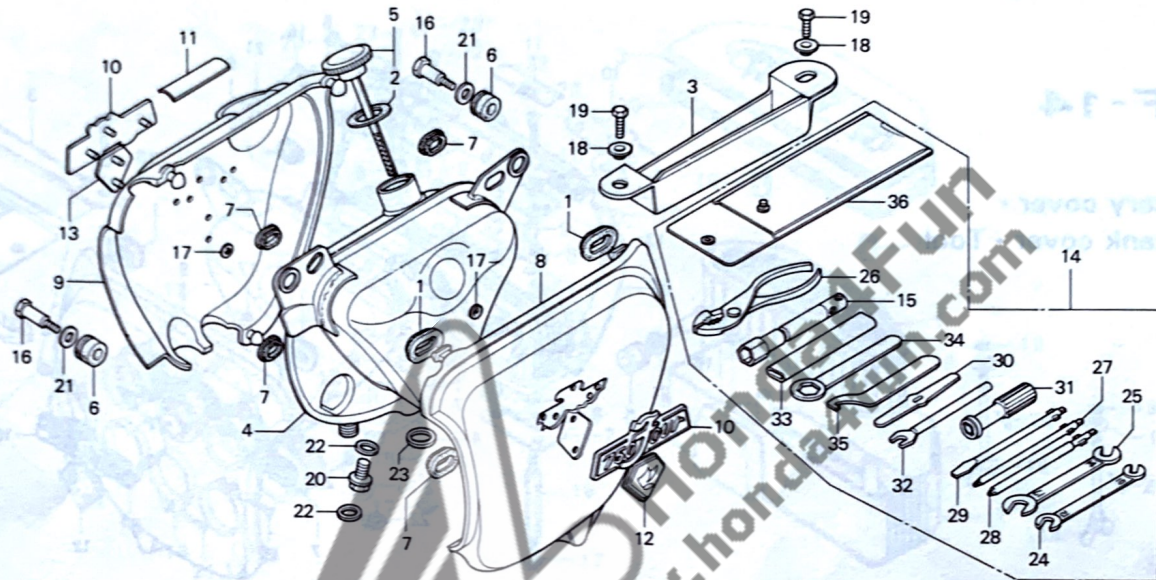
Service item	F.R.T.	Ref. No.	Part No.	Description	Reqd. No. CB750K6	Serial No.	Area code
SEAT ASSY. and its related parts	0.1	1	50223-341-000	PLATE, SEAT LOCK SET	1		
• SEAT LOCK ASSY.		2	77200-341-701	SEAT ASSY.	1		
		3	77201-300-010	HINGE, SEAT	1		
		4	77201-341-000	HINGE A, SEAT	1		
		5	77203-300-000	BAR, SEAT HINGE	2		
		6	77204-292-000	RUBBER, SEAT SETTING	2		
		7	77205-292-000	RUBBER B, SEAT SETTING	3		
		8	77211-323-300	GARNISH, R. SEAT MOLE	1		
		9	77212-323-300	GARNISH, L. SEAT MOLE	1		
		10	77220-340-011	BAR ASSY., SEAT LOCK	1		
		11	77228-340-001	RUBBER, SEAT LOCK BAR CUSHION	2		
		12	77229-340-001	COLLAR, SEAT LOCK BAR	2		
		13	77230-347-003	LOCK ASSY., SEAT (TOYO)	1		2576394 DK,DM,E,ED,F,G,U
			77230-107-711	LOCK ASSY., SEAT (HONDA LOCK)	1	2576395	A,CM
		14	77250-342-300	LID, SEAT UNDER	1		DK,DM,E,ED,F,G,U
		15	77251-342-000	BAG, SERVICE BOOK	1		
		16	83551-300-000	GROMMET, AIR CLEANER CASE	1		
		17	90514-700-000	WASHER, TANK COLLAR LOCKING	2		
		18	92000-06012	BOLT, HEX., 6X12	5		
		19	92000-06016	BOLT, HEX., 6X16	1		
		20	93600-06016-07	SCREW, FLAT, 6X16	2		
		21	93903-25080	SCREW, TAPPING, 5X8	2		
		22	94001-06000	NUT, HEX., 6MM	2		
		23	94101-06000	WASHER, PLAIN, 6MM	4		
		24	94111-06000	WASHER, SPRING, 6MM	6		
		25	94251-06000	PIN, LOCK, 6MM	2		

1978.02.20

F-13

F-14

Battery cover •
Oil tank cover • Tool



B341-17

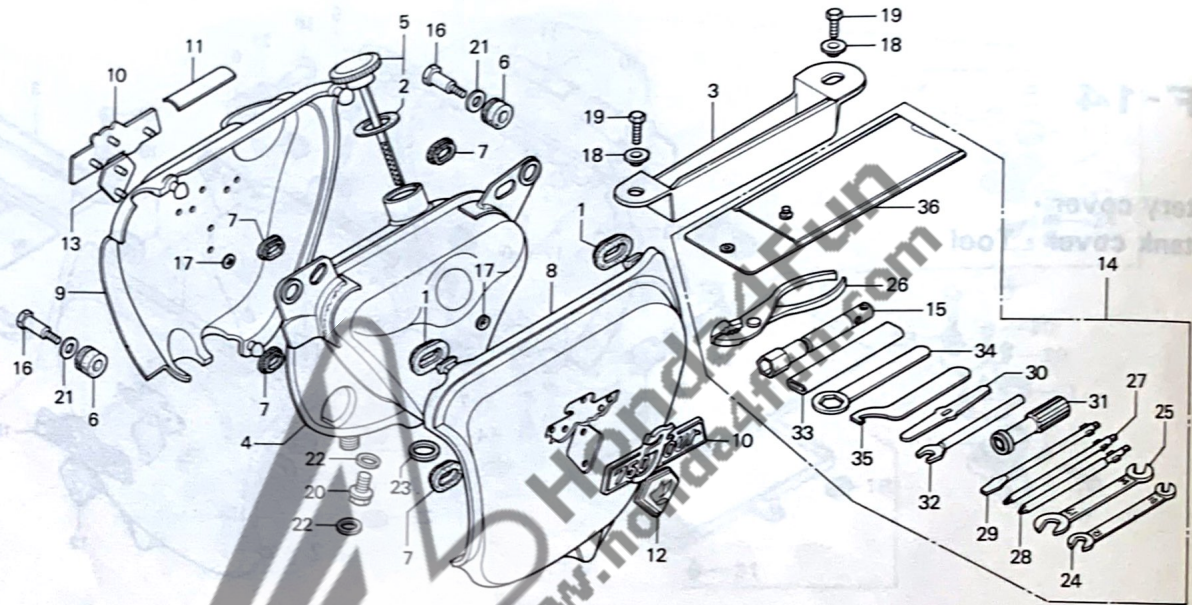
Service item	F.R.T.	Ref. No.	Part No.	Description	Reqd. No. CB750K6	Serial No.	Area code
OIL TANK	0.6	1	17247-303-000	GROMMET A, AIR CLEANER CASE	2		
BATTERY COVER/EMBLEM	0.1	2	17631-253-000	PACKING, FUEL FILLER CAP	1		
• TOOL TRAY		3	50341-392-000	TRAY, TOOL	1		
• OIL TANK CAP		4	55100-341-000	TANK COMP., OIL	1		
		5	55105-300-010	CAP, OIL TANK	1		
		6	55106-300-000	RUBBER, OIL TANK	3		
		7	83551-300-000	GROMMET, AIR CLEANER CASE	4		
		8	83600-341-701ZA	COVER, BATTERY *PB-3C-F*	1		A,CM
			83600-341-701ZB	COVER, BATTERY *R-6C-S*	1		
			83600-341-701ZC	COVER, BATTERY *R-2C-F*	1		
			83600-341-701ZD	COVER, BATTERY *PB-3C-C*	1		DK,DM,E,ED,F,G,U
		9	83700-341-701ZA	COVER, OIL TANK *PB-3C-F*	1		DK,DM,E,ED,F,G,U
			83700-341-701ZB	COVER, OIL TANK *R-6C-S*	1		A,CM
			83700-341-701ZC	COVER, OIL TANK *R-2C-F*	1		
			83700-341-701ZD	COVER, OIL TANK *PB-3C-C*	1		DK,DM,E,ED,F,G,U
		10	87123-341-673	EMBLEM A, BATTERY COVER	2		DK,DM,E,ED,F,G,U
		11	87125-392-771	PLATE, OIL CAUTION	1		
		12	87126-341-000	EMBLEM B, BATTERY COVER	1		
		13	87127-341-000	EMBLEM B, OIL TANK COVER	1		
		14	89010-341-010	TOOL SET	1		
		15	89216-300-000	WRENCH, SPARK PLUG	1		
		16	90141-300-000	BOLT A, 6MM	3		
		17	90313-512-000	NUT, PUSH, 3MM	10		
		18	90512-300-000	WASHER, 6X20	2		
		19	92000-06016	BOLT, HEX., 6X16	2		
		20	92800-12000	BOLT, DRAIN PLUG, 12MM	1		

1978.02.20

F-14

F-14

Battery cover •
Oil tank cover • Tool



B341-17

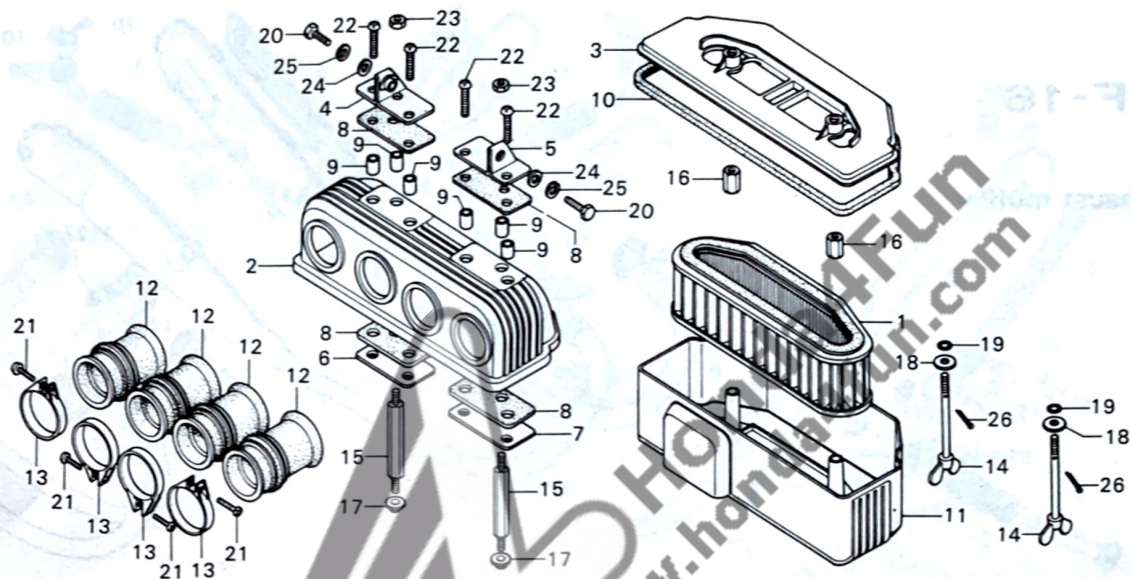
Service item	F.R.T.	Ref. No.	Part No.	Description	Reqd. No. CB750K6	Serial No.	Area code
		21	94101-08000	WASHER, PLAIN, 8MM	3		
		22	94109-12000	WASHER, DRAIN PLUG, 12MM	2		
		23	94109-14000	WASHER, DRAIN PLUG, 14MM	1		
		24	99001-10120	SPANNER, 10X12	1		
		25	99001-14170	SPANNER, 14X17	1		
		26	99002-13500	PLIERS, 135	1		
		27	99003-10000	DRIVER 2, PLUS SCREW	1		
		28	99003-20000	DRIVER 3, PLUS SCREW	1		
		29	99003-30000	DRIVER 2, MINUS SCREW	1		
		30	99003-40000	LEVER	1		
		31	99003-50000	GRIP	1		
		32	99005-02000	BAR B, HANDLE	1		
		33	99006-12000	HANDLE, EYE WRENCH, 120MM	1		
		34	99006-26000	WRENCH, EYE, 26MM	1		
		35	99007-45000	SPANNER, PIN	1		
		36	99008-02000	BAG, TOOL, 200MM	1		

1978.02.20

F-14

F-15

Air cleaner



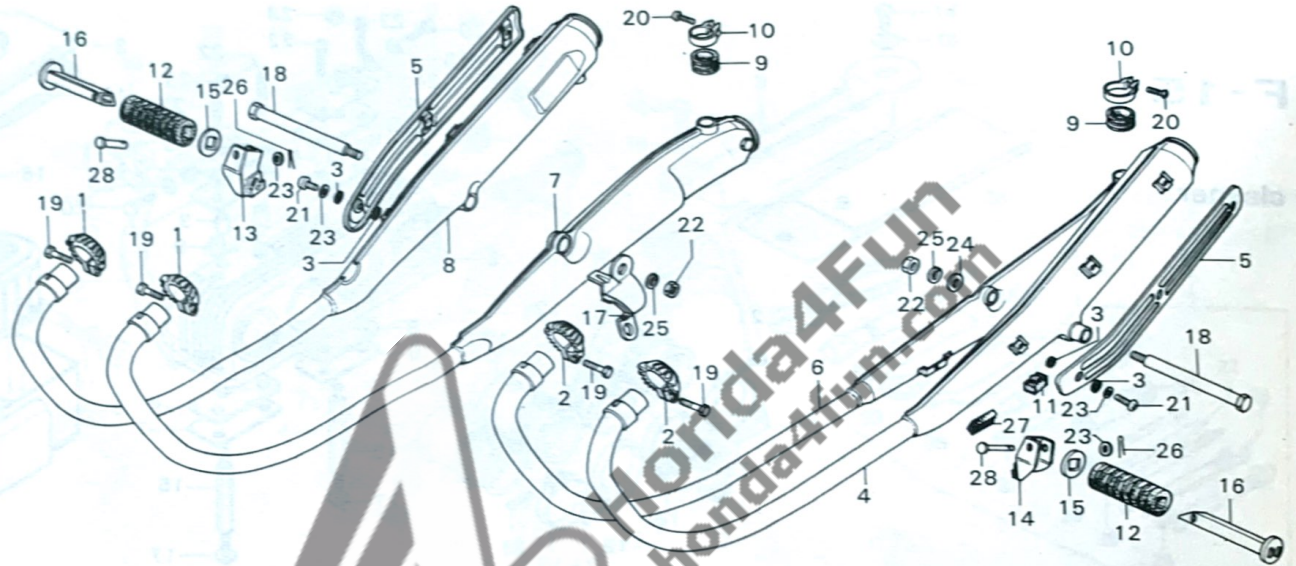
B341-18

Service item	F.R.T.	Ref. No.	Part No.	Description	Reqd. No. CB750K6	Serial No.	Area code
AIR CLEANER CASE	0.7	1	17211-341-000	ELEMENT, AIR CLEANER	1		
AIR CLEANER CASE SEPARATOR and its related parts	0.6	2	17212-341-000	CASE, AIR CLEANER	1		
		3	17213-300-000B	SEPARATOR, AIR CLEANER	1		
AIR CLEANER ELEMENT/AIR CLEANER CASE COVER	0.3	4	17215-300-030	STAY, R. AIR CLEANER CASE	1		
		5	17216-300-030	STAY, L. AIR CLEANER CASE	1		
• AIR CLEANER CONNECTING TUBE		6	17217-300-330	PLATE, R. AIR CLEANER CASE	1		
		7	17218-300-330	PLATE, L. AIR CLEANER CASE	1		
		8	17219-300-010	RUBBER, CLEANER CASE MOUNT	4		
		9	17220-300-010	COLLAR, CLEANER CASE SETTING	6		
		10	17221-341-000	GASKET, AIR CLEANER CASE	1		
		11	17231-341-010	COVER, AIR CLEANER	1		
		12	17253-341-300	TUBE, AIR CLEANER CONNECTING	4		
		13	17255-230-000	BAND, CLEANER CONNECTING TUBE	4		
		14	90143-300-020	BOLT, AIR CLEANER COVER	2		
		15	90144-300-020	BOLT, AIR CLEANER CASE	2		
		16	90301-300-000	NUT, AIR CLEANER CASE SET	2		
		17	90554-240-000	WASHER B, CHAIN CASE SETTING	2		
		18	90581-701-000	WASHER, 18MM	2		
		19	91301-704-000	O-RING, 6MM	2		
		20	92000-06012	BOLT, HEX., 6X12	2		
		21	93500-04020-0A	SCREW, PAN, 4X20	4		
		22	93500-06020	SCREW, PAN, 6X20	4		
		23	94001-06000	NUT, HEX., 6MM	2		
		24	94101-06000	WASHER, PLAIN, 6MM	2		
		25	94111-06000	WASHER, SPRING, 6MM	2		
		26	94201-20150	PIN, SPLIT, 2.0X15	2		
			1978.02.20				

F-15

F-16

Exhaust muffler



B341-20

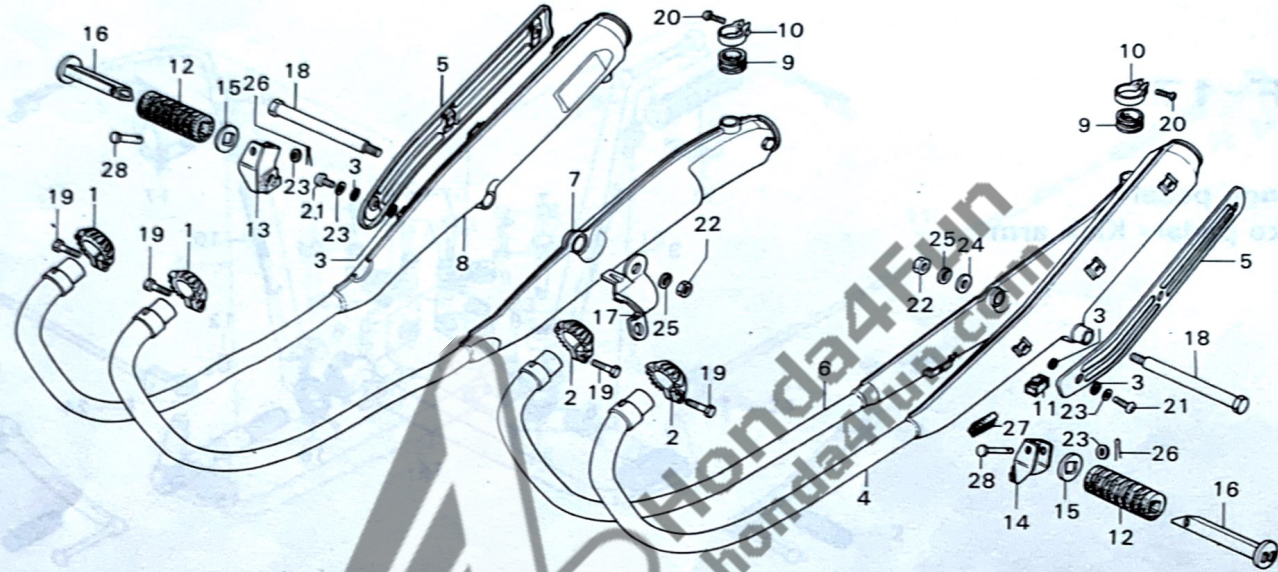
Service item	F.R.T.	Ref. No.	Part No.	Description	Reqd. No. CB750K6	Serial No.	Area code
EXHAUST MUFFLER COMP.	0.2	1	18231-300-010	JOINT, R. EX. PIPE	2		
* Add 0.1		2	18232-300-010	JOINT, L. EX. PIPE	2		
* One motorcycle 0.5		3	18292-290-000	GASKET, PROTECTOR	12		
MUFFLER PROTECTOR	0.1	4	18300-341-900	MUFFLER COMP. 1, EX.	1		
* One or all		5	18315-300-020	PROTECTOR, MUFFLER	2		
PILION STEP BAR and its related parts	0.1	6	18350-341-900	MUFFLER COMP. 2, EX.	1		
		7	18400-341-900	MUFFLER COMP. 3, EX.	1		
		8	18450-341-900	MUFFLER COMP. 4, EX.	1		
		9	18472-300-000	TUBE, MUFFLER CONNECTING	2		
		10	18473-300-000	BAND, MUFFLER CONNECTING	2		
		11	50524-001-000	RUBBER, MAIN STAND STOPPER	1		
		12	50710-377-000	RUBBER, PILLION STEP	2		
		13	50711-341-670	BRACKET, R. PILLION STEP	1		
		14	50712-341-670	BRACKET, L. PILLION STEP	1		
		15	50712-377-000	WASHER, PILLION STEP	2		
		16	50715-377-000	BAR, PILLION STEP	2		
		17	55109-341-900	GUIDE, BREATHER	1		
		18	90146-300-020	BOLT, PILLION STEP	2		
		19	92000-08032-0A	BOLT, HEX., 8X32	4		
		20	93500-05016-0A	SCREW, PAN, 5X16	2		
		21	93500-06012-49	SCREW, PAN, 6X12	6		
		22	94030-12000	NUT, HEX., 12MM	2		
		23	94101-06000	WASHER, PLAIN, 6MM	8		
		24	94102-12000	WASHER, PLAIN, 12MM	1		
		25	94111-12000	WASHER, SPRING, 12MM	2		

1978.02.20

F-16

F-16

Exhaust muffler



B341-20

Courtesy of
www.hondafour.com

Service item	F.R.T.	Ref. No.	Part No.	Description	Reqd. No. CB750K6	Serial No.	Area code
--------------	--------	----------	----------	-------------	----------------------	------------	-----------

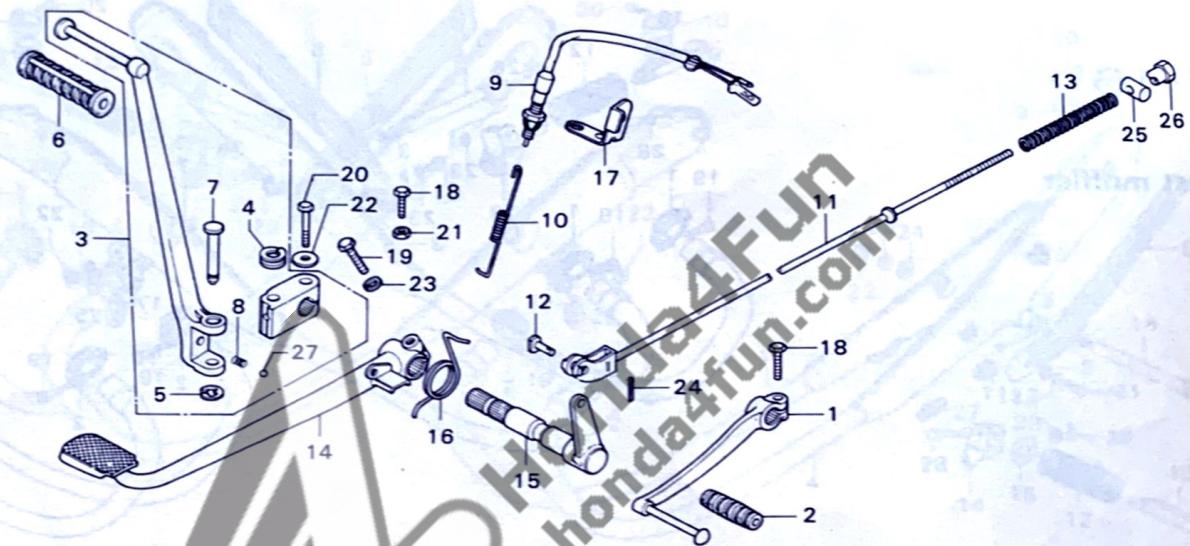
26		94201-16150	PIN, SPLIT, 1.6X15	2			
27		95011-64000	RUBBER D, STAND STOPPER	1			
28		95015-83000	PIN C, PILLION STOP	2			

1978.02.20

F-16

F-17

Change pedal •
Brake pedal • Kick arm



8341-21

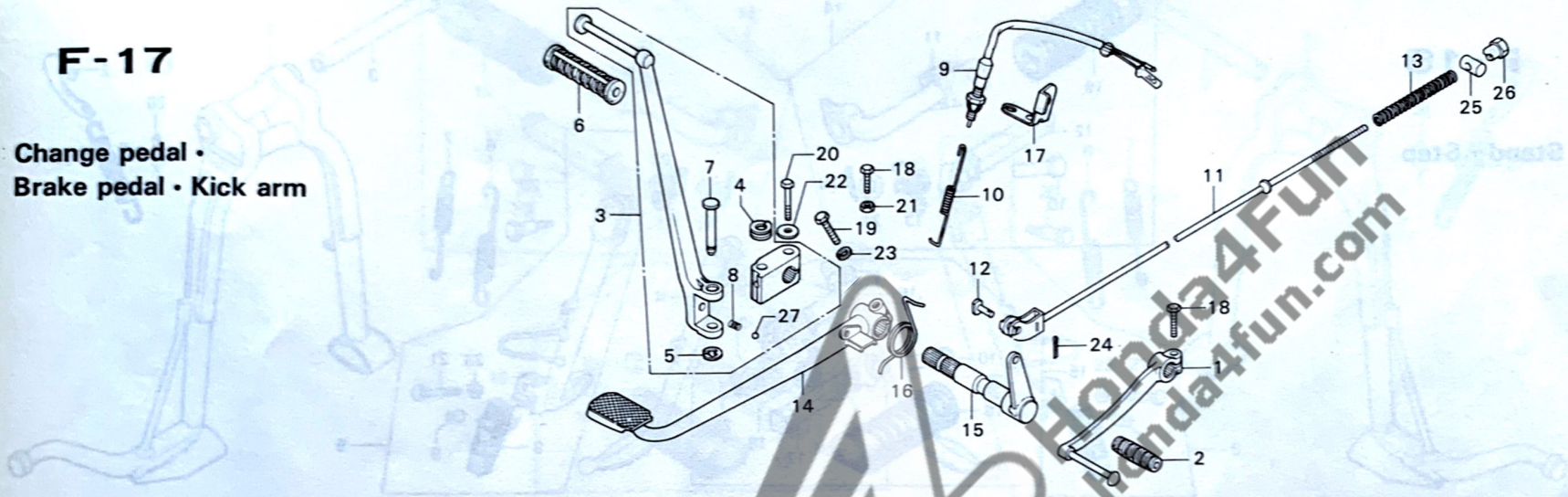
Service item	F.R.T.	Ref. No.	Part No.	Description	Reqd. No. CB750K6	Serial No.	Area code
REAR BRAKE SPINDLE/BRAKE ROD/BRAKE PEDAL SPRING	0.8	1	24701-300-020	PEDAL, GEAR CHANGE	1		
		2	24781-205-000	RUBBER, GEAR CHANGE PEDAL	1		
BRAKE PEDAL	0.2	3	28240-300-000	STARTER ASSY., KICK	1		
• KICK STARTER KNUCKLE PIN and its related parts		4	28292-250-010	SPRING, KICK STARTER	1		
		5	28293-250-000	CLIP, KICK STARTER KNUCKLE PIN	1		
GEAR CHANGE PEDAL/RUBBER	0.1	6	28311-329-000	RUBBER, KICK STARTER	1		
• KICK STARTER ASSY./RUBBER		7	28321-300-000	PIN, KICK STARTER KNUCKLE	1		
		8	28333-300-000	SPRING, KICK STARTER STOPPER	1		
		9	35350-336-000	SWITCH ASSY., STOP	1		
		10	35357-300-000	SPRING, STOP SWITCH	1		
		11	43451-341-000	ROD COMP., RR. BRAKE	1		
		12	43471-292-010	PIN, BRAKE ROD JOINT	1		
		13	43472-212-000	SPRING, RR. BRAKE ROD	1		
		14	46500-341-670	PEDAL, BRAKE	1		
		15	46510-300-010	SPINDLE COMP., RR. BRAKE	1		
		16	46514-300-000	SPRING, BRAKE PEDAL	1		
		17	50156-300-020	BRACKET, STOP SWITCH	1		
		18	92000-06020	BOLT, HEX., 6X20	2		
		19	92000-08028-0A	BOLT, HEX., 8X28	1		
		20	92000-08028-0B	BOLT, HEX., 8X28	1		
		21	94002-06000	NUT, HEX., 6MM	1		
		22	94102-08200	WASHER, PLAIN, 8MM	1		
		23	94111-08000	WASHER, SPRING, 8MM	1		
		24	94201-16150	PIN, SPLIT, 1.6X15	1		
		25	95015-32001	JOINT B, BRAKE ARM	1		

1978.02.20

05.50 F-17

F-17

Change pedal •
Brake pedal • Kick arm



B341-21

Service item	F.R.T.	Ref. No.	Part No.	Description	Reqd. No. CB750K6	Serial No.	Area code
--------------	--------	----------	----------	-------------	-------------------	------------	-----------

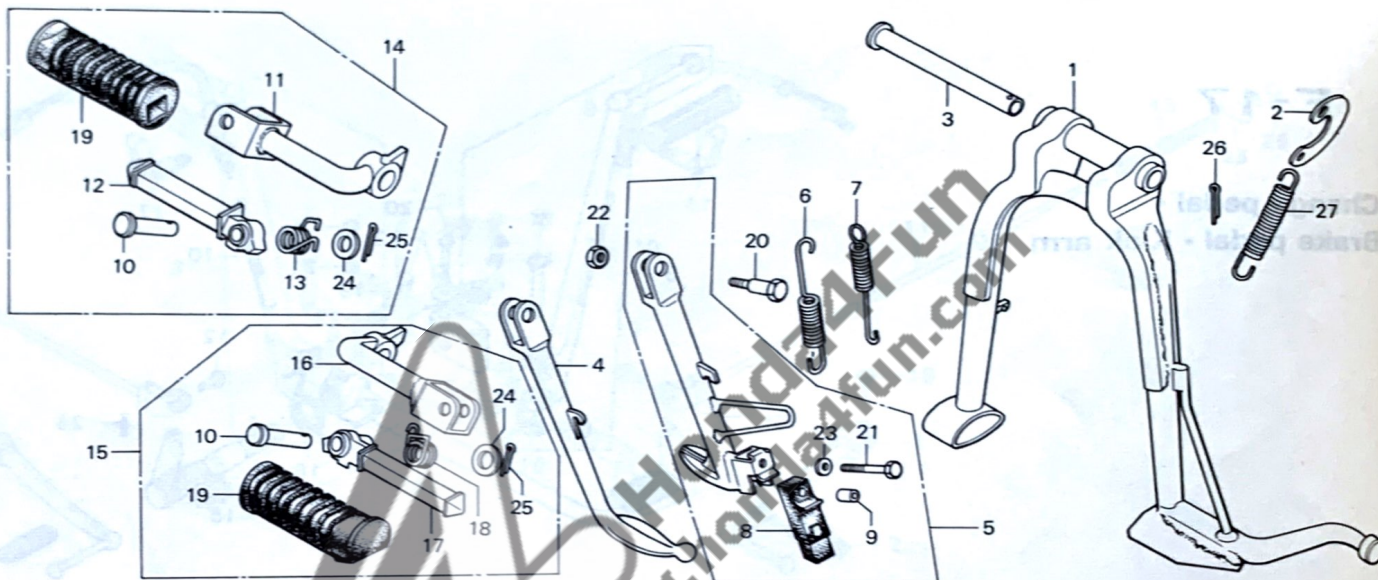
		26	95015-42000	NUT B, BRAKE ROD ADJUST	1		
		27	96211-08000	BALL, STEEL, #8 (1/4)	1		

1978.02.20

F-17

F-18

Stand - Step



B341-22

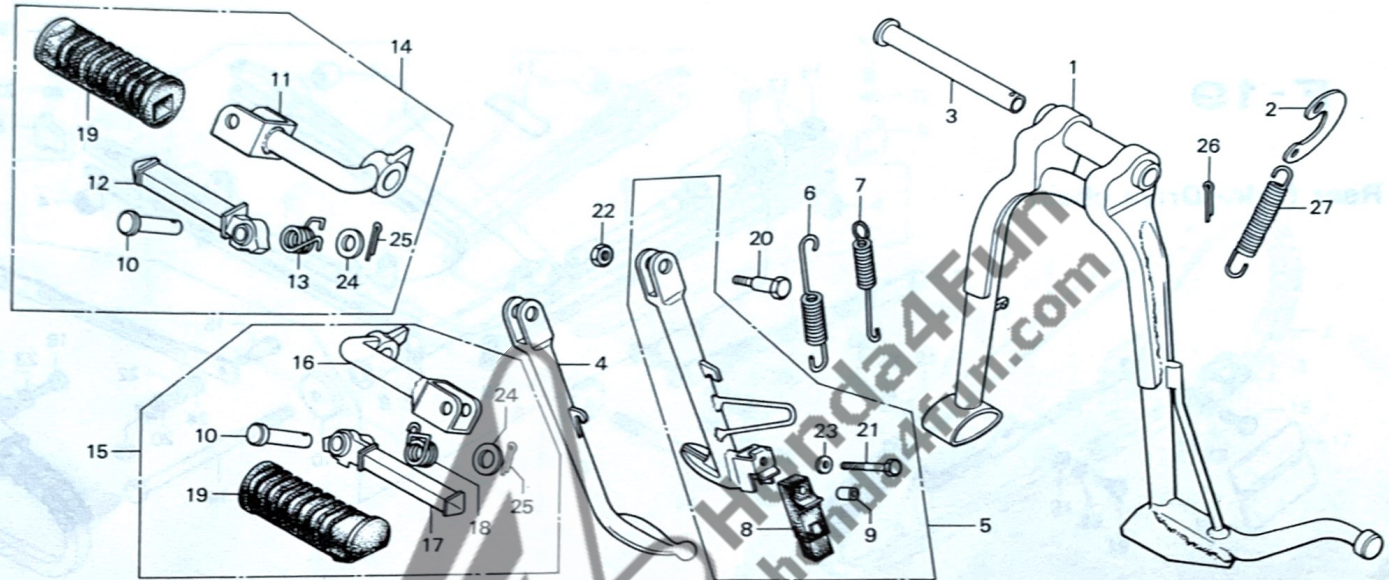
Service item	F.R.T.	Ref. No.	Part No.	Description	Reqd. No. CB750K6	Serial No.	Area code
MAIN STAND/PIVOT PIPE	0.5	1	50500-300-0208	STAND COMP., MAIN	1		
SIDE STAND BAR/PIVOT SCREW	0.2	2	50523-300-010	PLATE, MAIN STAND SPRING	1		
• MAIN STAND SPRING/SPRING PLATE		3	50526-300-000	PIPE, MAIN STAND PIVOT	1		
STEP and its related parts	0.1	4	50530-341-670	BAR, SIDE STAND	1		DK, DM, E, ED, F, U
• STAND RUBBER/SIDE STAND SPRING		5	50540-341-670	BAR ASSY., SIDE STAND	1		A, CM, G
		6	50542-273-000	SPRING, SIDE STAND	1		
		7	50542-341-610	SUB SPRING, SIDE STAND	1		G
		8	50548-356-700	RUBBER, STAND	1		A, CM, G
		9	50549-356-700	COLLAR, STAND RUBBER SETTING	1		A, CM, G
		10	50603-033-000	PIN, STEP BAR JOINT	2		
		11	50615-341-670	BAR COMP., R. STEP	1		
		12	50616-310-000	ARM COMP., R. STEP	1		
		13	50617-300-670	SPRING, R. STEP RETURN	1		
		14	50630-341-670	STEP ASSY., R.	1		
		15	50640-300-6708	STEP ASSY., L.	1		
		16	50641-300-6708	BAR COMP., L. STEP	1		
		17	50642-310-000	ARM COMP., L. STEP	1		
		18	50644-300-670	SPRING, L. STEP RETURN	1		
		19	50661-310-000	RUBBER, STEP	2		
		20	90108-283-000	SCREW, SIDE STAND PIVOT	1		
		21	92000-06028	BOLT, HEX., 6X28	1		A, CM, G
		22	94002-10000-05	NUT, HEX., 10MM	1		
		23	94101-06000	WASHER, PLAIN, 6MM	1		A, CM, G
		24	94101-08000	WASHER, PLAIN, 8MM	2		
		25	94201-16150	PIN, SPLIT, 1.6X15	2		

1978.02.20

01.50-F-18

F-18

Stand - Step

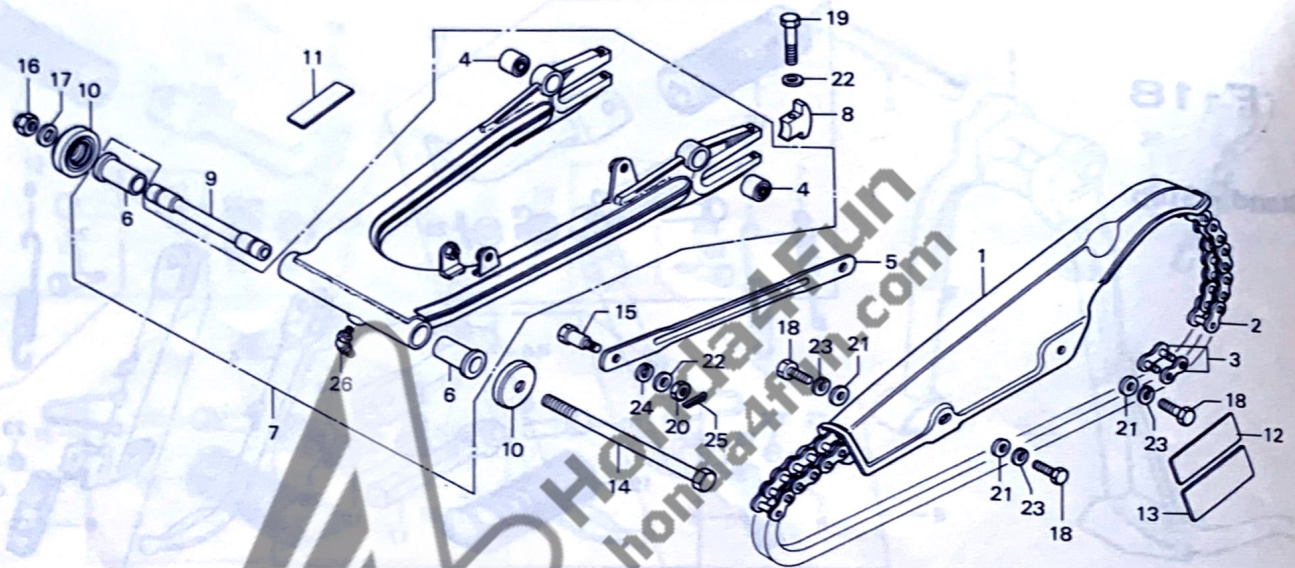


8341-22

Service item	F.R.T.	Ref. No.	Part No.	Description	Reqd. No. CB750K6	Serial No.	Area code
		26	94201-25300	PIN, SPLIT, 2.5X30	1		
		27	95014-71701	SPRING G, MAIN STAND	1		
<p>Courtesy of www.hondafour.com</p>							
				1978.02.20	F-18		

F-19

Rear fork • Drive chain



B341-23

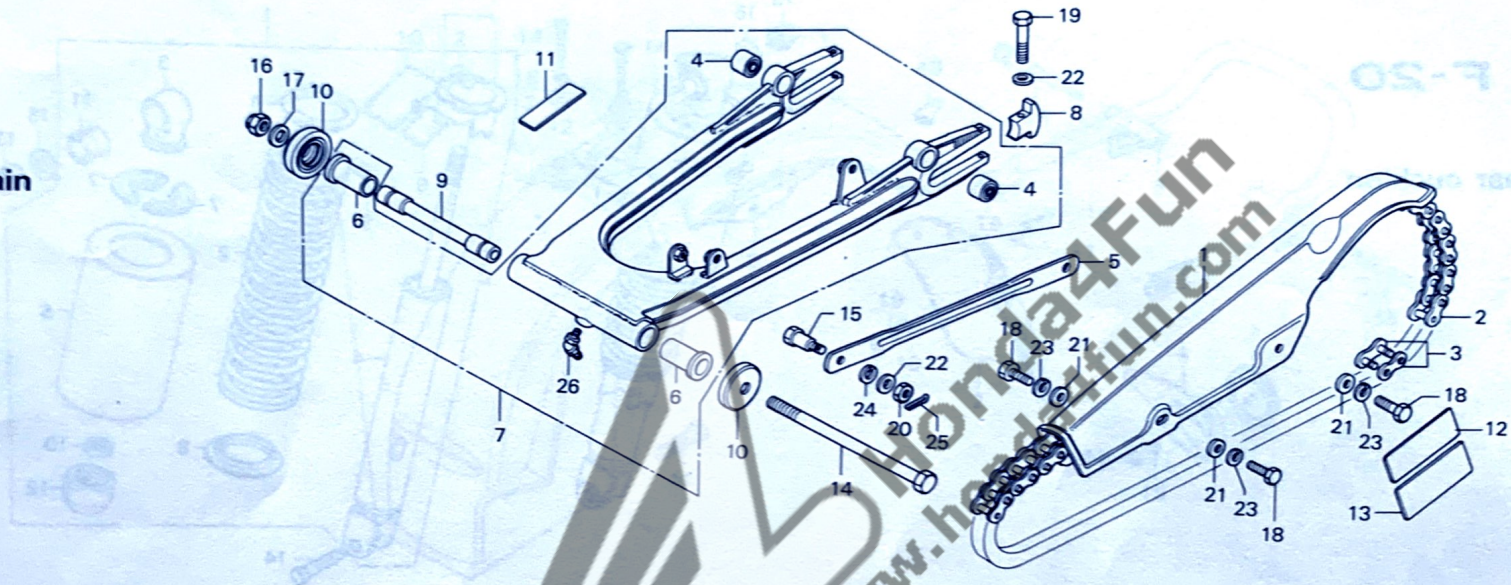
Service item	F.R.T.	Ref. No.	Part No.	Description	Reqd. No. CB750K6	Serial No.	Area code
REAR CUSHION UNDER RUBBER BUSH	1.0	1	40510-341-0108	CASE, DRIVE CHAIN	1		
• REAR FORK PIVOT BUSH		2	40530-341-900	CHAIN, DRIVE	1		
• One or all		3	40531-392-305	JOINT, DRIVE CHAIN (RK50SS)	(1)		
REAR FORK ASSY. and its related parts	0.8	4	40548-268-000	BUSH, RR. CUSHION UNDER RUBBER	2		
REAR FORK CENTER COLLAR	0.6	5	43431-286-010	ARM, RR. BRAKE STOPPER	1		
DRIVE CHAIN and its related parts	0.3	6	52108-457-300	BUSH, RR. FORK PIVOT	2		
REAR BRAKE STOPPER ARM	0.2	7	52110-341-900ZA	FORK ASSY., RR. *NH-1*	1		
• DRIVE CHAIN CASE		8	52136-300-000	STOPPER, CHAIN ADJUSTER	2		
		9	52141-390-000	COLLAR, RR. FORK CENTER	1		
		10	52144-362-000	CAP, RR. FORK DUST SEAL	2		
		11	87504-028-670	MARK, MUFFLER CAUTION	1		
		12	87505-341-771	MARK, TIRE CAUTION	1	2566693	A,CM ED,F,G
			87505-341-772	MARK, TIRE CAUTION	1		
			87505-341-910	MARK, TIRE CAUTION	1	2566694	A,CM ED,F,G
			87505-341-772	MARK, TIRE CAUTION	1		DK,DM,E,U
		13	87507-392-670	MARK, CHAIN CAUTION	1		
		14	90121-390-000	BOLT, RR. FORK PIVOT	1		
		15	90133-286-000	BOLT, RR. BRAKE STOPPER ARM	1		
		16	90354-268-000	NUT, SELF LOCK, 14MM	1		
		17	90526-268-000	WASHER, RR. FORK PIVOT BOLT	1		
		18	92000-06014	BOLT, HEX., 6X14	3		
		19	92000-08040-0A	BOLT, HEX., 8X40	2		
		20	94001-08000-05	NUT, HEX., 8MM	1		
		21	94101-06000	WASHER, PLAIN, 6MM	3		
		22	94101-08000	WASHER, PLAIN, 8MM	3		

1978.02.20

F-19

F-19

Rear fork • Drive chain



B341-23

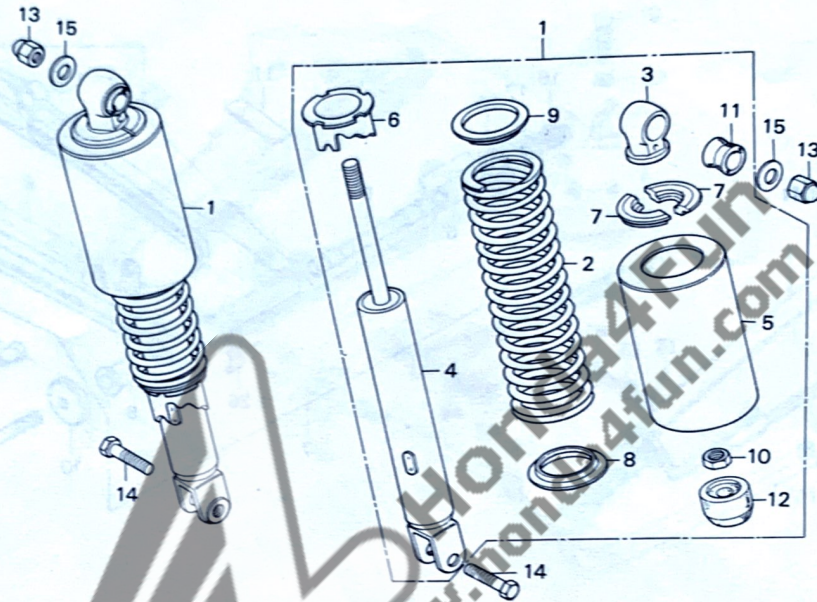
Service item	F.R.T.	Ref. No.	Part No.	Description	Reqd. No. CB750K6	Serial No.	Area code
		23	94111-06000	WASHER, SPRING, 6MM	3		
		24	94111-10000	WASHER, SPRING, 10MM	1		
		25	94201-20180	PIN, SPLIT, 2.0X18	1		
		26	96201-80000	NIPPLE, GREASE, B.T6S	1		

1978.02.20

F-19

F-20

Rear cushion



B390-36

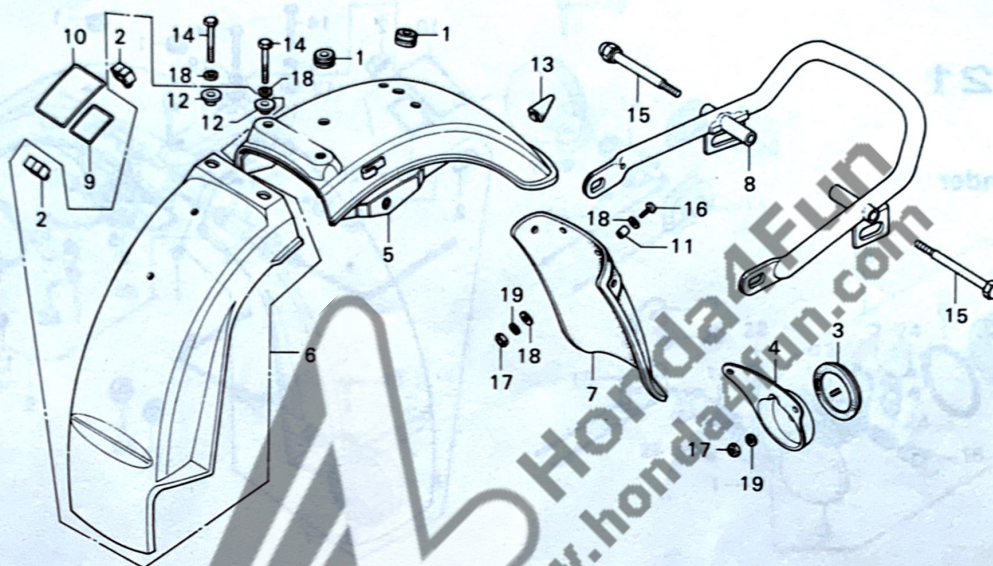
Service item	F.R.T.	Ref. No.	Part No.	Description	Reqd. No. CB750K6	Serial No.	Area code
REAR CUSHION SPRING and its related parts	0.4	1	52400-341-670XW	CUSHION ASSY., RR.	2		DK,DM,U
REAR CUSHION ASSY.	0.2		52400-341-911XW	CUSHION ASSY., RR.	2		A,CM,E,ED,F,G
* Add 0.1		2	52401-341-000	SPRING, RR. CUSHION	2		
		3	52403-312-000	JOINT, UPPER	2		
		4	52410-341-670	DAMPER COMP., RR.	2		DK,DM,U
			52410-341-911	DAMPER COMP., RR.	2		A,CM,E,ED,F,G
		5	52421-300-000XW	CASE, RR. CUSHION UPPER	2		
		6	52422-329-000	ADJUSTER, RR. CUSHION SPRING	2		DK,DM,U
			52422-390-003	ADJUSTER, SPRING (SHOWA)	2		A,CM,E,ED,F,G
		7	52424-331-003	STOPPER, SPRING SEAT (SHOWA)	4		
		8	52458-329-000	SEAT, RR. CUSHION SPRING UNDER	2		
		9	52459-312-003	SEAT, RR. CUSHION SPRING (SHOWA)	2		
		10	52482-312-000	NUT, LOCK, 10MM	2		DK,DM,U
			94002-10000-05	NUT, HEX., 10MM	2		A,CM,E,ED,F,G
		11	52484-292-000	RUBBER, JOINT	2		
		12	52517-312-000	RUBBER, RR. CUSHION STOPPER	2		DK,DM,U
			52517-358-771	RUBBER, STOPPER	2		A,CM,E,ED,F,G
		13	90309-315-000	NUT, RR. CUSHION UPPER	2		
		14	93200-10032-0B	BOLT, HEX., 10X32	2		
		15	94101-10200	WASHER, PLAIN, 10MM	2		

1978.02.20

05.30.8 F-20

F-21

Rear fender



B341-24

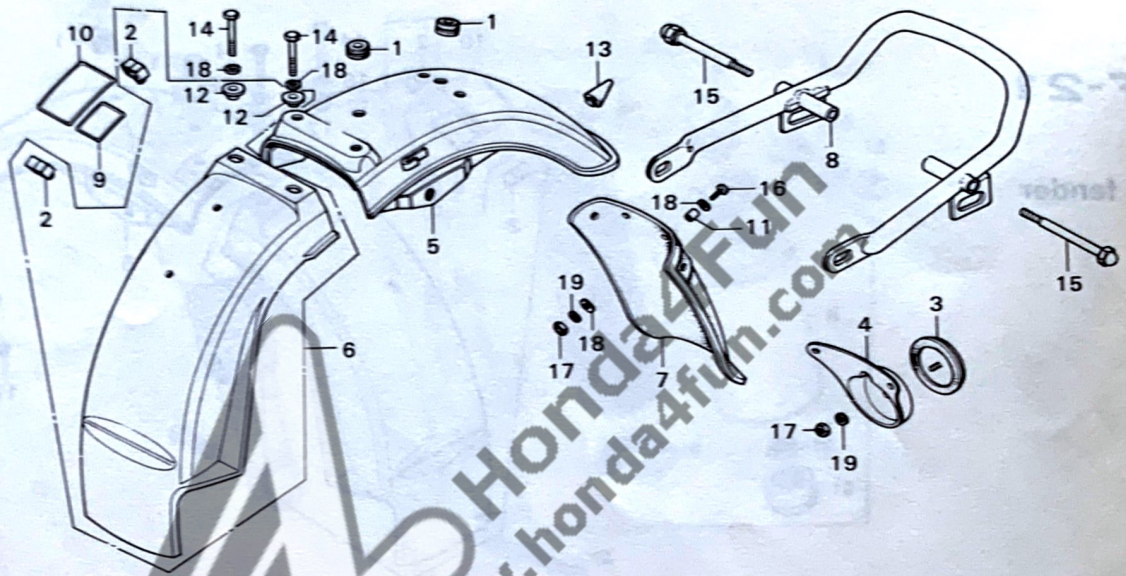
Service item	F.R.T.	Ref. No.	Part No.	Description	Reqd. No. CB750K6	Serial No.	Area code
REAR FENDER B	0.9	1	32983-011-000	GROMMET, WIRE CORD	2		
REAR FENDER A (G. TYPE)	0.5	2	32985-300-000	GROMMET, WIRE CORD	2		
REAR FENDER A	0.4	3	33741-333-610	REFLECTOR, REFLEX	1		G
• REAR BUMPER		4	33745-375-610	STAY, REFLEX REFLECTOR	1		G
REAR BUMPER (G. TYPE)	0.2	5	80100-300-600XW	FENDER COMP., RR.	1		E
REAR FENDER MUDGUARD/REFLECTOR	0.1		80100-300-621XW	FENDER COMP. A, RR.	1		F
			80100-341-000	FENDER COMP. A, RR.	1		A,CM,DK,DM,U
			80100-341-610	FENDER COMP. A, RR.	1		G
			80100-341-630	FENDER COMP. A, RR.	1		ED
		6	80105-341-000	FENDER B, RR.	1	2557627	A,CM,ED,F,G,U
			80105-341-010	FENDER B, RR.	1	2557628	A,CM,ED,F,G,U
		7	80121-323-630	MUDGUARD, RR. FENDER	1		DK,DM,E
		8	84101-341-700	BUMPER, RR.	1		ED,G
			84101-341-770	BUMPER, RR.	1		DK,DM,E,ED,F,G,U
		9	87506-341-670	MARK, BATTERY CAUTION	1		A,CM
		10	87512-371-670	MARK, ACCESSORIES & LOADING CAUTION	1		A,CM
		11	90325-323-630	COLLAR, RR. MUDGUARD	4		ED,G
		12	90513-323-000	WASHER, 6X9	2		
		13	90899-323-610	PLUG, CONE	1		A,CM,DK,DM,U
		14	92000-06028	BOLT, HEX., 6X28	2		
		15	92600-08080-08	BOLT, CAP, 8X80	2		
		16	93500-06020-49	SCREW, PAN, 6X20	4		ED,G
		17	94001-06000	NUT, HEX., 6MM	4		ED
					5		G

1978.02.20

F-21

F-21

Rear fender



B341-24

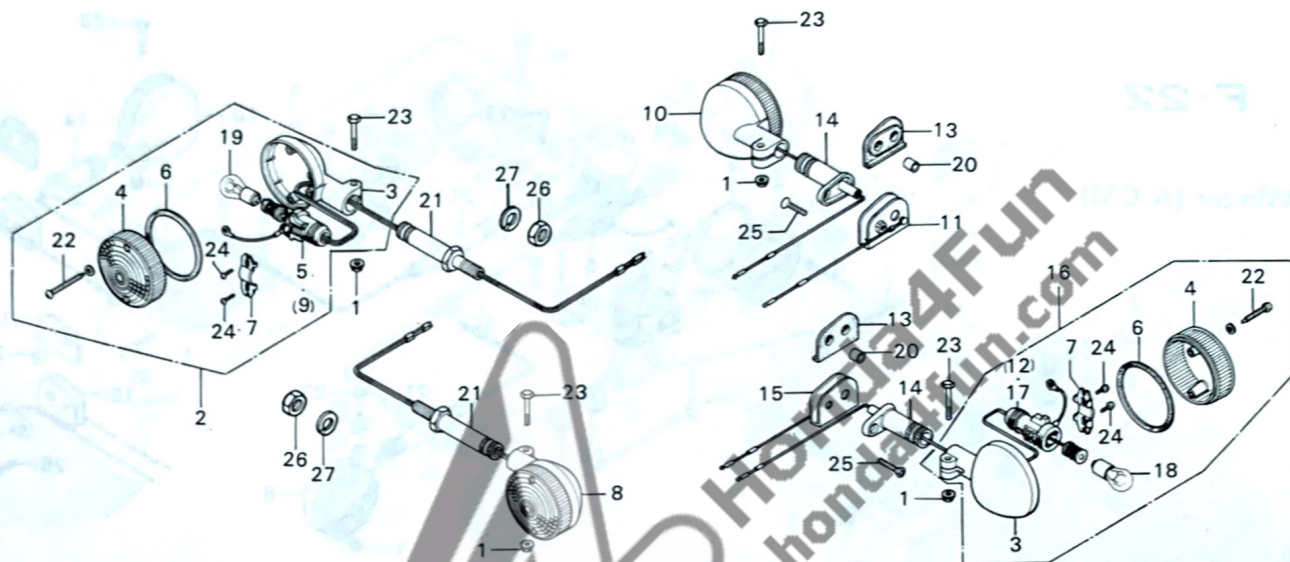
Service item	F.R.T.	Ref. No.	Part No.	Description	Reqd. No. CB750K6	Serial No.	Area code
		18	94101-06000	WASHER, PLAIN, 6MM	2		A,CM,DK,DM,E,F,U
		19	94111-06000	WASHER, SPRING, 6MM	10		ED,G
					4		ED
					5		G

1978.02.20

F-21

F-22

Winker (A,CM)



B341-25

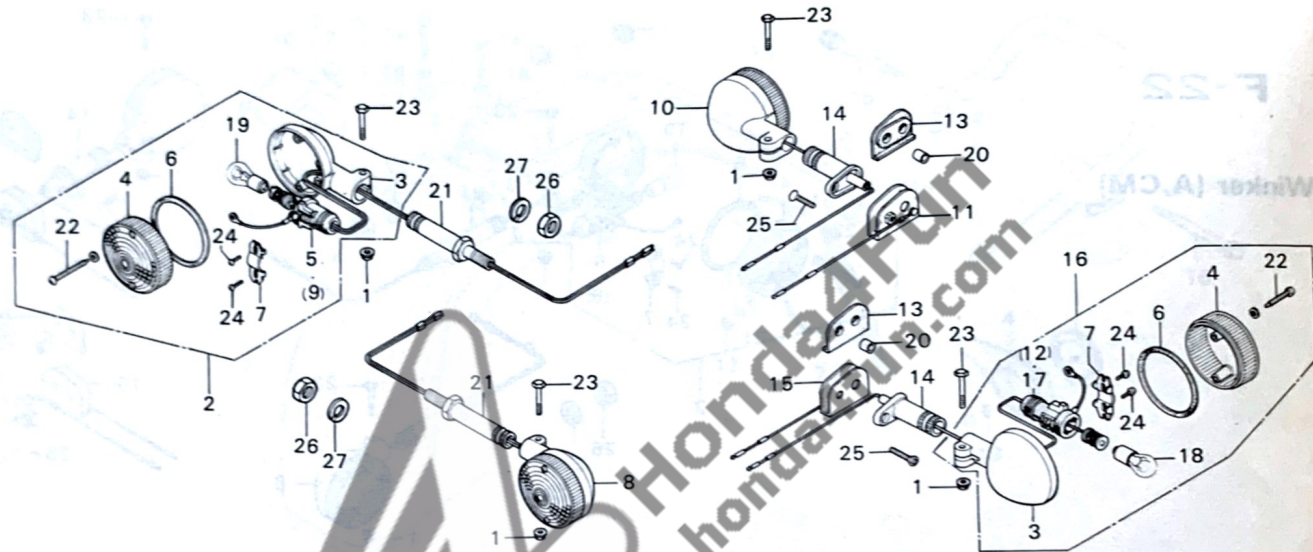
Service item	F.R.T.	Ref. No.	Part No.	Description	Reqd. No.	Serial No.	Area code
FRONT WINKER ASSY. and its related parts	0.2	1	18362-720-000	NUT, FLANGE, 6MM	4		A,CM
• REAR WINKER ASSY. and its related parts			94050-06080	NUT, FLANGE, 6MM	4	2569509	A,CM
• Add 0.1							
WINKER LENS/BULB	0.1	2	33400-377-671	WINKER ASSY., R. FR.	1		A,CM
		3	33401-377-671	BASE, R. FR. WINKER	4		A,CM
		4	33402-377-671	LENS, FR. WINKER	4		A,CM
		5	33405-377-671	SOCKET COMP., R. FR. WINKER	1		A,CM
		6	33406-377-671	PACKING, WINKER LENS	4		A,CM
		7	33407-377-671	HOLDER, FR. WINKER SOCKET	4		A,CM
		8	33450-377-671	WINKER ASSY., L. FR.	1		A,CM
		9	33455-377-671	SOCKET COMP., L. FR. WINKER	1		A,CM
		10	33600-374-671	WINKER ASSY., R. RR.	1		A,CM
		11	33604-374-670	STOPPER, R. RR. WINKER	1		A,CM
		12	33605-374-671	SOCKET COMP., R. RR. WINKER	1		A,CM
		13	33606-374-670	RUBBER, RR. WINKER MOUNT	2		A,CM
		14	33607-374-670	STAY, R. RR. WINKER	2		A,CM
		15	33609-374-670	STOPPER, L. RR. WINKER	1		A,CM
		16	33650-374-671	WINKER ASSY., L. RR.	1		A,CM
		17	33655-374-671	SOCKET COMP., L. RR. WINKER	1		A,CM
		18	34905-268-671	BULB, WINKER (12V23W)	2		A,CM
		19	34906-313-671	BULB, STOP & TAILLIGHT (12V23/8W)	2		A,CM
		20	80108-061-000	COLLAR A, RR. FENDER	2		A,CM
		21	90154-374-670	BOLT, FR. WINKER SETTING	2		A,CM
		22	90192-377-671	SCREW, PAN, 4X25	8		A,CM
		23	93000-06035-02	BOLT, HEX., 6X35	4		A,CM
		24	93500-03008-0H	SCREW, PAN, 3X8	8		A,CM

1978.02.20

F-22

F-22

Winker (A,CM)



B341-25

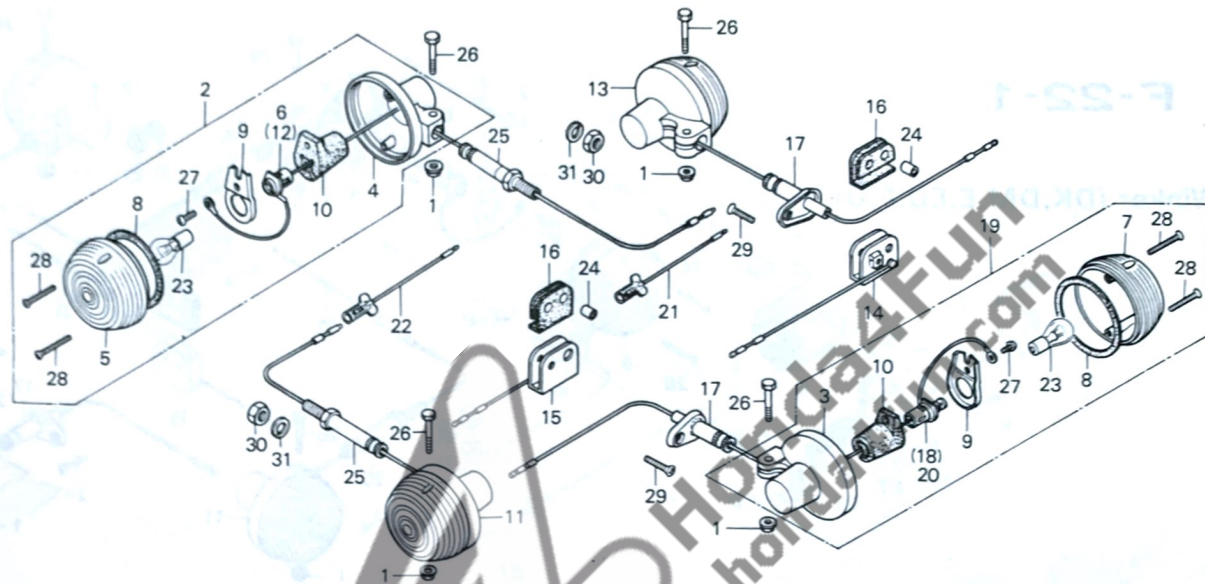
Service item	F.R.T.	Ref. No.	Part No.	Description	Reqd. No. CB750K6	Serial No.	Area code
		25	93700-06025-02	SCREW, OVAL, 6X25	2		A,CM
		26	94002-12000	NUT, HEX., 12MM	2		A,CM
		27	94111-12000	WASHER, SPRING, 12MM	2		A,CM

1978.02.20

F-22

F-22-1

Winker (DK,DM,E,ED,F,U)



B341-26

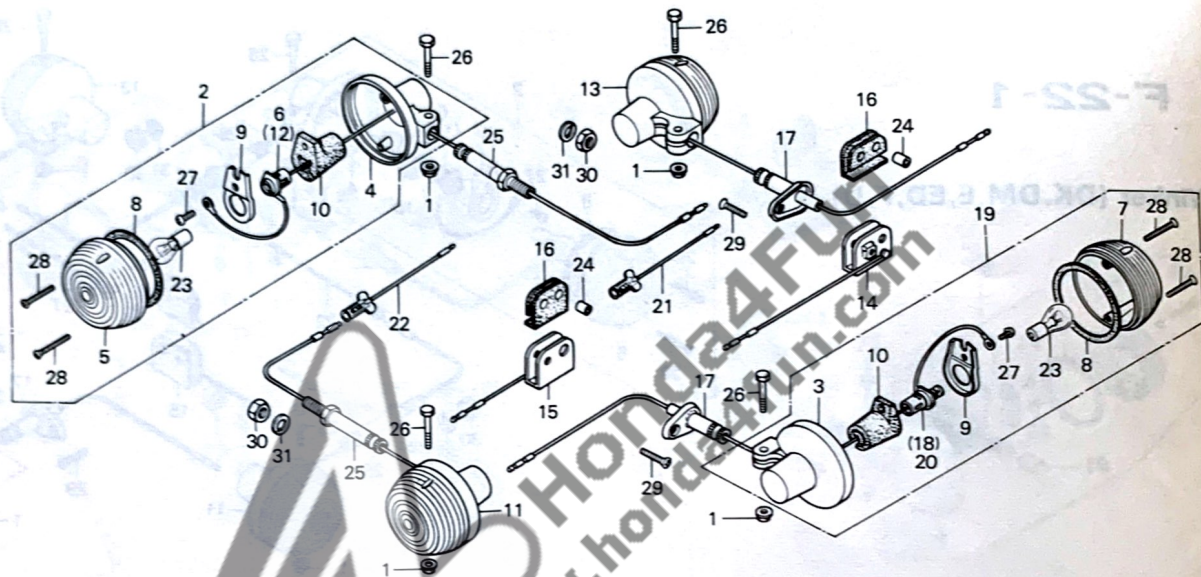
Service item	F.R.T.	Ref. No.	Part No.	Description	Reqd. No. CB750K6	Serial No.	Area code
FRONT WINKER ASSY. and its related parts	0.2	1	18362-720-000	NUT, FLANGE, 6MM	4	2569508	DK,DM,E,ED,F,U
• REAR WINKER ASSY. and its related parts			94050-06080	NUT, FLANGE, 6MM	4	2569509	DK,DM,E,ED,F,U
• Add 0.1							
WINKER LENS/BULB	0.1	2	33400-317-730	WINKER ASSY., R. FR.	1		E,ED,F
			33400-323-700	WINKER ASSY., R. FR.	1		DK,DM,U
		3	33401-268-671	BASE, WINKER	2		E,ED,F
			33401-292-003	BASE, R. FR. WINKER (STANLEY)	2		DK,DM,U
		4	33401-292-003	BASE, R. FR. WINKER (STANLEY)	2		DK,DM,E,ED,F,U
		5	33402-268-671	LENS, FR. WINKER	2		DK,DM,E,ED,F,U
		6	33402-323-700	SOCKET, R. FR. WINKER	1		DK,DM,U
			33410-361-003	SOCKET, R. FR. WINKER (STANLEY)	1		E,ED,F
		7	33402-268-671	LENS, FR. WINKER	2		DK,DM,U
			33602-323-631	LENS, RR. WINKER	2		E,ED,F
		8	33406-268-671	PACKING, WINKER LENS	4		DK,DM,E,ED,F,U
		9	33407-284-003	HOLDER, FR. WINKER SOCKET (STANLEY)	4		DK,DM,E,ED,F,U
		10	33408-341-701	RUBBER, WINKER CUSHION	4		DK,DM,E,ED,F,U
		11	33450-317-730	WINKER ASSY., L. FR.	1		E,ED,F
			33450-323-700	WINKER ASSY., L. FR.	1		DK,DM,U
		12	33453-323-700	SOCKET, L. WINKER	1		DK,DM,U
			33460-361-003	SOCKET COMP., L. WINKER (STANLEY)	1		E,ED,F
		13	33600-300-000	WINKER ASSY., R. RR.	1		DK,DM,U
			33600-323-631	WINKER ASSY., R. RR.	1		E,ED,F
		14	33604-323-670	STOPPER, R. RR. WINKER	1		DK,DM,E,ED,F,U
		15	33605-323-670	STOPPER, L. RR. WINKER	1		DK,DM,E,ED,F,U
		16	33606-074-010	RUBBER, RR. WINKER MOUNT	2		DK,DM,E,ED,F,U

1978.02.20

F-22-1

F-22-1

Winker (DK,DM,E,ED,F,U)



B341-26

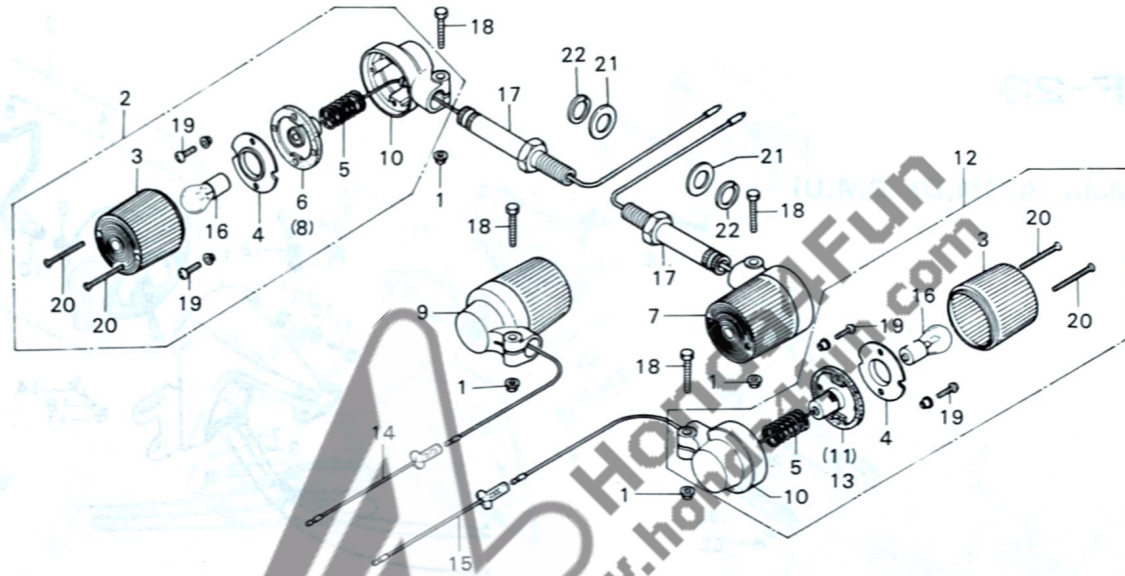
Service item	F.R.T.	Ref. No.	Part No.	Description	Reqd. No. CB750K6	Serial No.	Area code
		17	33607-323-670	STAY, R. RR. WINKER	2		DK,DM,E,ED,F,U
		18	33610-300-000	SOCKET COMP., R. RR. WINKER	1		DK,DM,E,ED,F,U
		19	33650-300-000	WINKER ASSY., L. RR.	1		DK,DM,U
			33650-323-631	WINKER ASSY., L. RR.	1		E,ED,F
		20	33660-300-000	SOCKET COMP., L. RR. WINKER	1		DK,DM,E,ED,F,U
		21	33714-300-610	SUB CORD, R. WINKER	1		E,ED,F
		22	33715-300-610	SUB CORD, L. WINKER	1		E,ED,F
		23	34905-268-671	BULB, WINKER (12V23W)	4		DK,DM,U
			34905-271-611	BULB, WINKER (12V 18W)	4		E,ED,F
		24	80108-061-000	COLLAR A, RR. FENDER	2		DK,DM,E,ED,F,U
		25	90154-341-670	BOLT, FR. WINKER SETTING	2		DK,DM,E,ED,F,U
		26	93000-06028-02	BOLT, HEX., 6X28	4		DK,DM,E,ED,F,U
		27	93500-05008-0A	SCREW, PAN, 5X8	4		DK,DM,E,ED,F,U
		28	93700-03025-0B	SCREW, OVAL, 3X25	8		DK,DM,E,ED,F,U
		29	93700-06025-02	SCREW, OVAL, 6X25	2		DK,DM,E,ED,F,U
		30	94002-12000	NUT, HEX., 12MM	2		DK,DM,E,ED,F,U
		31	94111-12000	WASHER, SPRING, 12MM	2		DK,DM,E,ED,F,U

1978.02.20

F-22-1

F-22-2

Winker (G)



B341-27

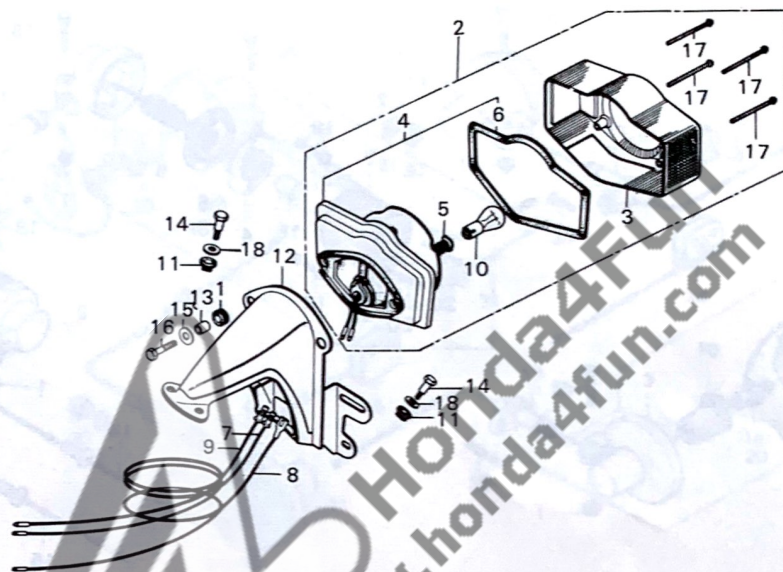
Service item	F.R.T.	Ref. No.	Part No.	Description	Reqd. No. CB750K6	Serial No.	Area code
FRONT WINKER ASSY. and its related parts	0.2	1	18362-720-000	NUT, FLANGE, 6MM	4	2569508	G
• REAR WINKER ASSY. and its related parts			94050-06080	NUT, FLANGE, 6MM	4		G
• Add 0.1		2	33400-292-612	WINKER ASSY., R. FR.	1		G
WINKER LENS/BULB	0.1	3	33402-268-610	LENS, FR. WINKER	4		G
		4	33403-285-010	RING, WINKER	4		G
		5	33404-285-000	SPRING, COIL	4		G
		6	33410-292-610	SOCKET ASSY., R. FR. WINKER	1		G
		7	33450-292-612	WINKER ASSY., L. FR.	1		G
		8	33460-292-610	SOCKET ASSY., L. FR. WINKER	1		G
		9	33600-341-610	WINKER ASSY., R. RR.	1		G
		10	33605-292-610	BASE, WINKER	4		G
		11	33610-300-610	SOCKET, R. RR. WINKER	1		G
		12	33650-341-610	WINKER ASSY., L. RR.	1		G
		13	33660-300-610	SOCKET, L. RR. WINKER	1		G
		14	33714-300-610	SUB CORD, R. WINKER	2		G
		15	33715-300-610	SUB CORD, L. WINKER	2		G
		16	34905-392-611	BULB, WINKER (12V18W) (LOCAL PROCUREMENT)	4		G
		17	90154-341-670	BOLT, FR. WINKER SETTING	2		G
		18	93000-06028-02	BOLT, HEX., 6X28	4		G
		19	93500-03010-0A	SCREW, PAN, 3X10	8		G
		20	93700-03045-0B	SCREW, OVAL, 3X45	8		G
		21	94002-12000	NUT, HEX., 12MM	2		G
		22	94111-12000	WASHER, SPRING, 12MM	2		G

1978.02.20

F-22-2

F-23

Taillight (A,CM,DK,DM,U)



B390-39

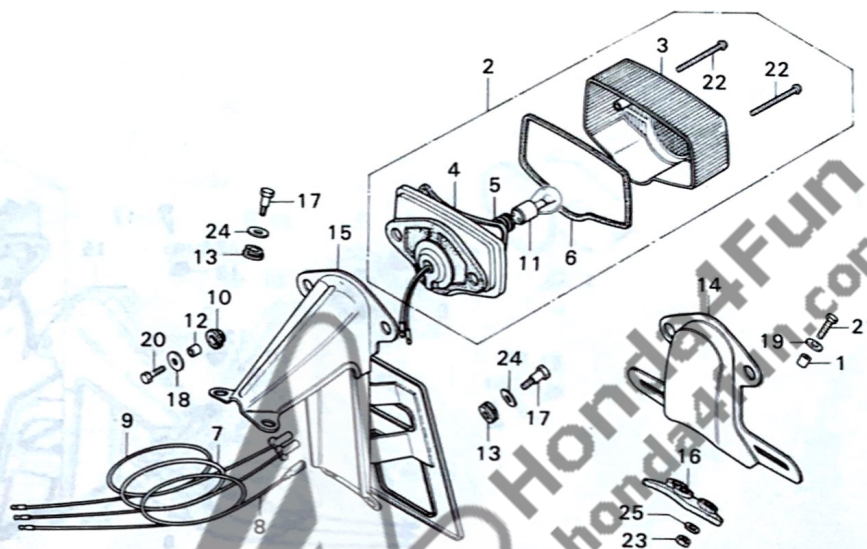
Service item	F.R.T.	Ref. No.	Part No.	Description	Reqd. No. CB750K6	Serial No.	Area code
NUMBER PLATE BRACKET	0.3	1	31403-300-000	RUBBER, REGULATOR CUSHION	2		A,CM,DK,DM,U
TAIL LIGHT UNIT/TAIL LIGHT BASE and those related parts	0.2	2	33701-341-900	TAILLIGHT UNIT	1		DK,DM,U
			33701-341-910	TAILLIGHT UNIT (12V 32/3CP)	1		A,CM
• TAIL LIGHT SUB CORD		3	33702-341-003	LENS, TAILLIGHT	1		DK,DM,U
			33702-341-671	LENS, TAILLIGHT	1		A,CM
TAIL LIGHT LENS/BULB	0.1	4	33703-341-900	BASE COMP., TAILLIGHT	1		A,CM,DK,DM,U
		5	33708-341-671	CORD COMP., TAILLIGHT	1		A,CM,DK,DM,U
		6	33709-341-671	PACKING, TAILLIGHT LENS	1		A,CM,DK,DM,U
		7	33711-323-000	SUB CORD, TAILLIGHT (BROWN)	1		A,CM,DK,DM,U
		8	33712-300-003	CORD, TAILLIGHT EARTH	1		A,CM,DK,DM,U
		9	33713-323-000	SUB CORD, STOP LIGHT (GREEN/YELLOW)	1		A,CM,DK,DM,U
		10	34906-313-671	BULB, STOP & TAILLIGHT (12V23/8W)	1		DK,DM,U
			34906-341-671	BULB, TAILLIGHT (12V32/3CP)	1		A,CM
		11	80101-283-000	RUBBER, RR. FENDER CUSHION	4		A,CM,DK,DM,U
		12	84701-341-000XW	BRACKET, NUMBER PLATE	1		DK,DM,U
			84701-341-670XW	BRACKET, NUMBER PLATE	1		A,CM
		13	84706-378-000	COLLAR, TAILLIGHT UNIT	2		A,CM,DK,DM,U
		14	90162-292-000	BOLT, FR. FENDER SETTING	4		A,CM,DK,DM,U
		15	90581-310-000	WASHER, PLAIN, 20MM	2		A,CM,DK,DM,U
		16	92000-05025-0A	BOLT, HEX., 5X25	2		A,CM,DK,DM,U
		17	93500-04055-4J	SCREW, PAN, 4X55	4		A,CM,DK,DM,U
		18	94101-08200	WASHER, PLAIN, 8MM	4		A,CM,DK,DM,U

1978.02.20

F-23

F-23-1

Taillight (E,ED,F)



B390-39-1

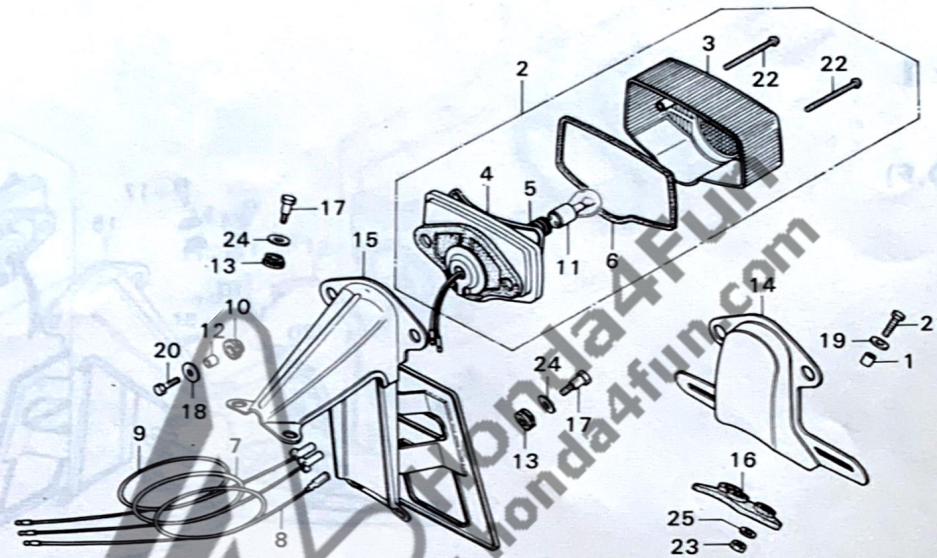
Service item	F.R.T.	Ref. No.	Part No.	Description	Reqd. No. CB750K6	Serial No.	Area code
NUMBER PLATE BRACKET	0.3	1	33603-053-650	COLLAR, RR. WINKER STAY	3		E,D,F
TAIL LIGHT UNIT/TAIL LIGHT BASE and those related parts	0.2	2	33701-323-603	TAILLIGHT UNIT (12V 21/5W)	1		E,ED
			33701-323-604	TAILLIGHT UNIT (12V 21/5W)	1		F
• TAIL LIGHT SUB CORD		3	33702-323-603	LENS, TAILLIGHT	1		E,ED
			33702-323-604	LENS, TAILLIGHT	1		F
TAIL LIGHT LENS/BULB	0.1	4	33703-077-671	BASE, TAILLIGHT	1		E,ED,F
		5	33708-077-671	CORD COMP., TAILLIGHT	1		E,ED,F
		6	33709-077-671	PACKING, TAILLIGHT LENS	1		E,ED,F
		7	33711-300-000	SUB CORD, TAILLIGHT (BROWN)	1		E,ED,F
		8	33712-300-003	CORD, TAILLIGHT EARTH	1		E,ED,F
		9	33713-300-000	SUB CORD, TAILLIGHT (GREEN/YELLOW)	1		E,ED,F
		10	33719-077-671	PACKING B, TAILLIGHT BASE	2		E,ED,F
		11	34911-634-611	BULB (12V21/5W) (LOCAL PROCUREMENT)	1		E,ED,F
		12	35851-292-000	COLLAR, STARTING MAGNETIC SWITCH SET	2		E,ED,F
		13	80101-283-000	RUBBER, RR. FENDER CUSHION	4		E
		14	84701-300-020XW	BRACKET, NUMBER PLATE	1		ED,F
		15	84701-390-600	BRACKET, NUMBER PLATE	1		E
		16	84702-300-010	SEAT, NUMBER PLATE BRACKET	1		ED,F
		17	90162-292-000	BOLT, FR. FENDER SETTING	4		E
		18	90581-310-000	WASHER, PLAIN, 20MM	2		E,ED,F
		19	90581-701-000	WASHER, 18MM	3		ED,F
		20	92000-05020-08	BOLT, HEX., 5X20	2		E,ED,F
		21	92000-06020	BOLT, HEX., 6X20	3		ED,F
		22	93500-04050-4J	SCREW, PAN, 4X50	2		E,ED,F

1978.02.20

F-23-1

F-23-1

Taillight (E,ED,F)



B390-39-1

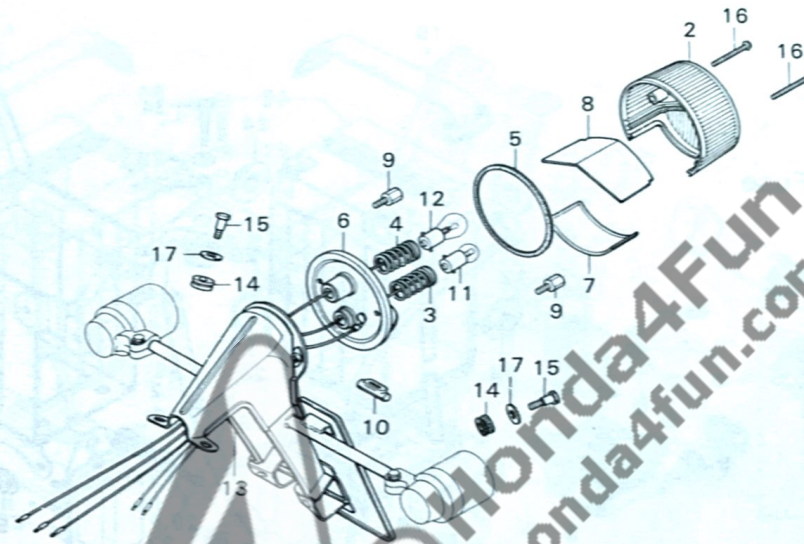
Service item	F.R.T.	Ref. No.	Part No.	Description	Reqd. No. CB750K6	Serial No.	Area code
		23	94001-06000	NUT, HEX., 6MM	3		ED,F
		24	94101-08200	WASHER, PLAIN, 8MM	4		E
		25	94111-06000	WASHER, SPRING, 6MM	3		ED,F

1978.02.20

F-23-1

F-23-2

Taillight (G)



E390-39-2

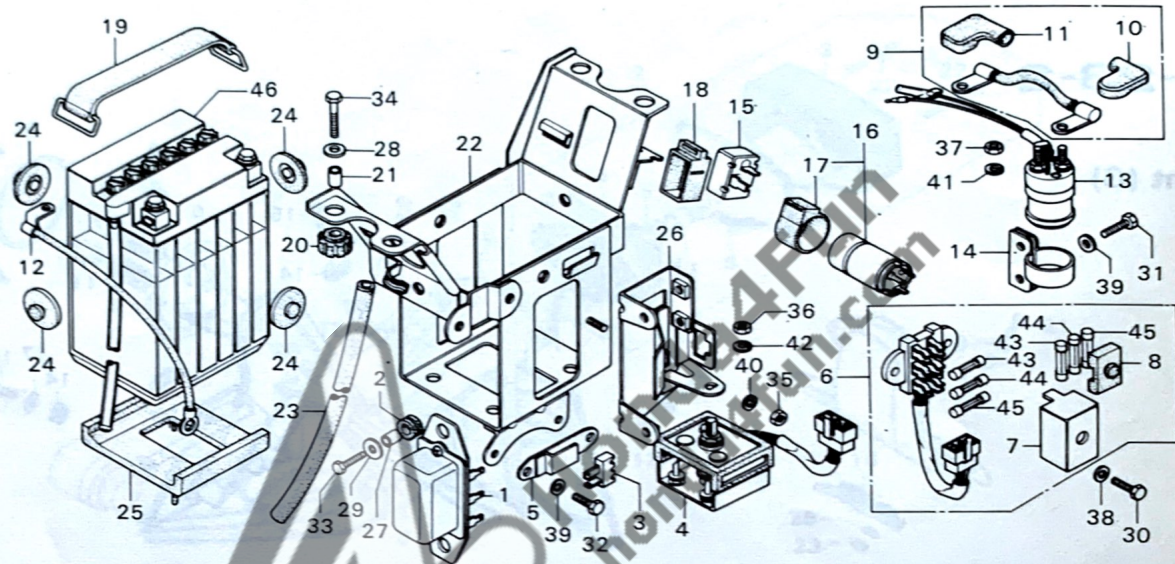
Service item	F.R.T.	Ref. No.	Part No.	Description	Reqd. No. CB750K6	Serial No.	Area code
NUMBER PLATE BRACKET	0.5	2	33701-051-000	LENS, TAIL & STOP LIGHT	1		G
TAIL LIGHT SOCKET	0.2	3	33707-300-610	CORD COMP., TAILLIGHT	1		G
and those related parts		4	33708-300-610	CORD, STOP LIGHT	1		G
TAIL & STOP LAMP LENS/BULB	0.1	5	33709-051-000	PACKING, TAILLIGHT LENS	1		G
		6	33710-300-610	SOCKET COMP., TAILLIGHT	1		G
		7	33715-051-000	LENS, LICENSE	1		G
		8	33716-051-000	PLATE, INTERCEPTION	1		G
		9	33717-292-610	BOLT, TAILLIGHT	2		G
		10	33722-323-610	GROMMET, RR. WINKER CORD	1		G
		11	34904-634-611	BULB (12V5W)	1		G
		12	34905-392-611	BULB, WINKER (12V18W) (LOCAL PROCUREMENT)	1		G
		13	84701-292-610B	BRACKET, NUMBER PLATE	1		G
		14	84705-292-000	RUBBER, NUMBER BRACKET CUSHION	4		G
		15	90162-292-000	BOLT, FR. FENDER SETTING	4		G
		16	93500-03045-08	SCREW, PAN, 3X45	2		G
		17	94101-08200	WASHER, PLAIN, 8MM	4		G

1978.02.20

F-23-2

F-24

Battery • Regulator • Fuse



B341-28

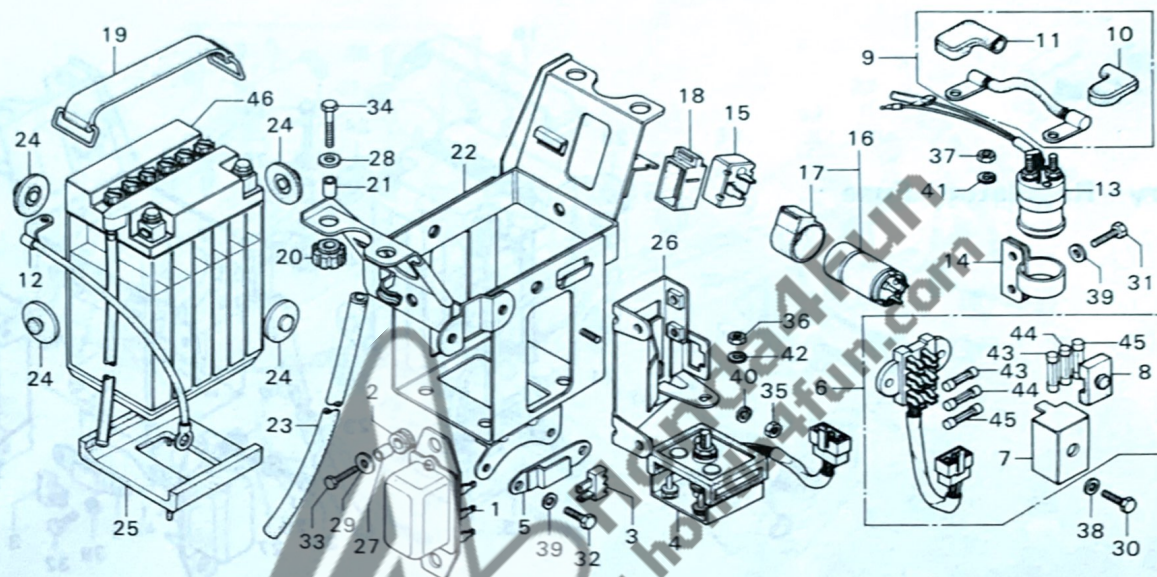
Service item	F.R.T.	Ref. No.	Part No.	Description	Reqd. No: CB750K6	Serial No.	Area code
BATTERY BOX	0.7	1	31400-300-035	REGULATOR ASSY. (HITACHI)	1		
ELECTRIC BASE PLATE	0.4	2	31403-300-000	RUBBER, REGULATOR CUSHION	2		
• STARTER MAGNETIC SWITCH/STAY		3	31700-124-003	RECTIFIER ASSY., SILICON (STANLEY)	1		
BATTERY EARTH CABLE	0.3		31700-124-008	RECTIFIER ASSY., SILICON (SHINDENGEN)	1		
REGULATOR	0.2	4	31700-341-015	RECTIFIER ASSY., SILICON	1		
• BATTERY		5	31706-341-900	STAY, DIODE	1		
• STARTER BATTERY CABLE		6	32110-341-701	BOX ASSY., FUSE	1		
SILICON RECTIFIER	0.1		32110-341-702	BOX ASSY., FUSE	1		
• RECTIFIER		7	32117-341-701	COVER, FUSE BOX	1		
• WINKER RELAY			32117-341-702	COVER, FUSE BOX	1		
• FUSE/FUSE BOX		8	32118-341-701	GROMMET, FUSE	1		
			32118-341-702	GROMMET, FUSE	1		
		9	32401-341-000	CABLE, STARTER BATTERY	1		
		10	32412-300-010	COVER A, BATTERY TERMINAL	1		
		11	32413-300-010	COVER B, BATTERY TERMINAL	1		
		12	32601-341-700	CABLE, BATTERY EARTH	1		
		13	35850-371-670	SWITCH ASSY., STARTER MAGNETIC	1		
		14	35851-392-000	STAY, STARTER MAGNETIC SWITCH	1		
		15	38300-292-670	RELAY ASSY., WINKER (SIGNAL STAT)	1		A,CH
		16	38300-300-000	RELAY ASSY., WINKER	1		DK,DM,U
			38300-300-610	RELAY ASSY., WINKER	1		E,ED,F,G
		17	38306-292-000	SUSPENSION, WINKER RELAY	1		DK,DM,E,ED,F,G,U
		18	38306-292-670	SUSPENSION, WINKER RELAY	1		A,CH
		19	50322-300-010	BAND, BATTERY	1		

1978.02.20

F-24

F-24

Battery • Regulator • Fuse



B341-28

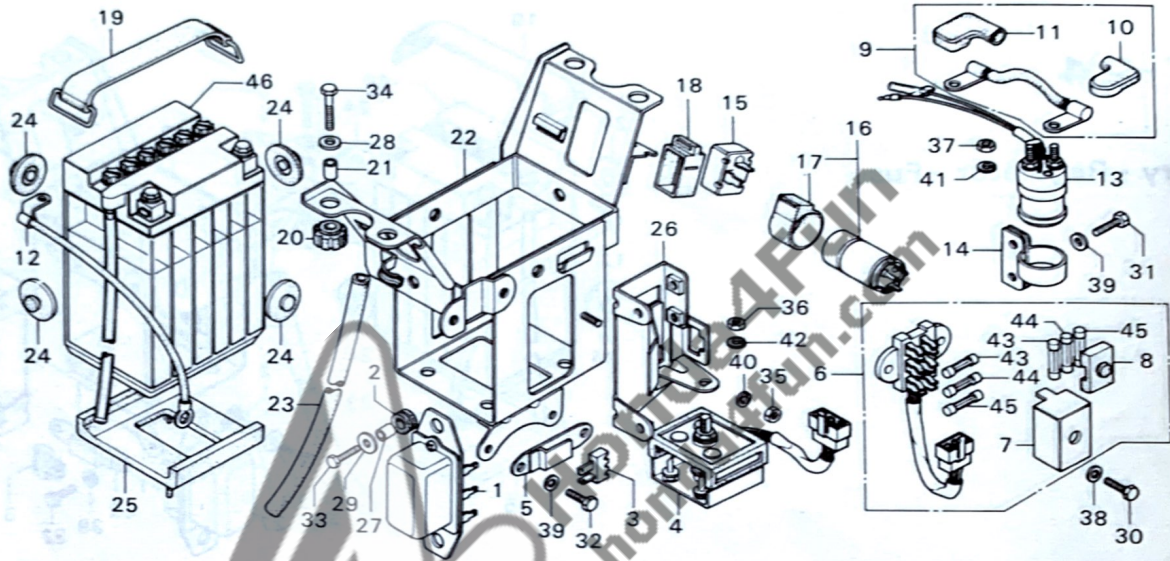
Service item	F.R.T.	Ref. No.	Part No.	Description	Reqd. No. CB750K6	Serial No.	Area code
		20	50323-300-010	RUBBER A, BATTERY	4		
		21	50324-300-000	COLLAR, BATTERY BOX	4		
		22	50325-341-701	BOX, BATTERY	1		
		23	50326-341-670	TUBE ASSY., BATTERY	1		
		24	50327-300-000	RUBBER B, BATTERY	4		
		25	50329-300-010	RUBBER C, BATTERY	1		
		26	50330-341-000	PLATE, ELECTRIC BASE	1		
		27	84706-286-000	COLLAR, NUMBER BRACKET SETTING	2		
		28	90514-700-000	WASHER, TANK COLLAR LOCKING	4		
		29	90581-701-000	WASHER, 18MM	2		
		30	92000-05014-0A	BOLT, HEX., 5X14	2		
		31	92000-06012	BOLT, HEX., 6X12	2		
		32	92000-06016	BOLT, HEX., 6X16	2		
		33	92000-06020	BOLT, HEX., 6X20	2		
		34	92000-06025	BOLT, HEX., 6X25	4		
		35	94001-06000	NUT, HEX., 6MM	1		
		36	94001-08000-0S	NUT, HEX., 8MM	1		
		37	94002-06080	NUT, HEX., 6MM	2		
		38	94101-05000	WASHER, PLAIN, 5MM	2		
		39	94101-06000	WASHER, PLAIN, 6MM	4		
		40	94111-06000	WASHER, SPRING, 6MM	1		
		41	94111-06800	WASHER, SPRING, 6MM	2		
		42	94111-08000	WASHER, SPRING, 8MM	1		
		43	98200-10500	FUSE A (5A)	2		
		44	98200-10700	FUSE A (7A)	2		

1978.02.20

F-24

F-24

Battery • Regulator • Fuse



B341-28

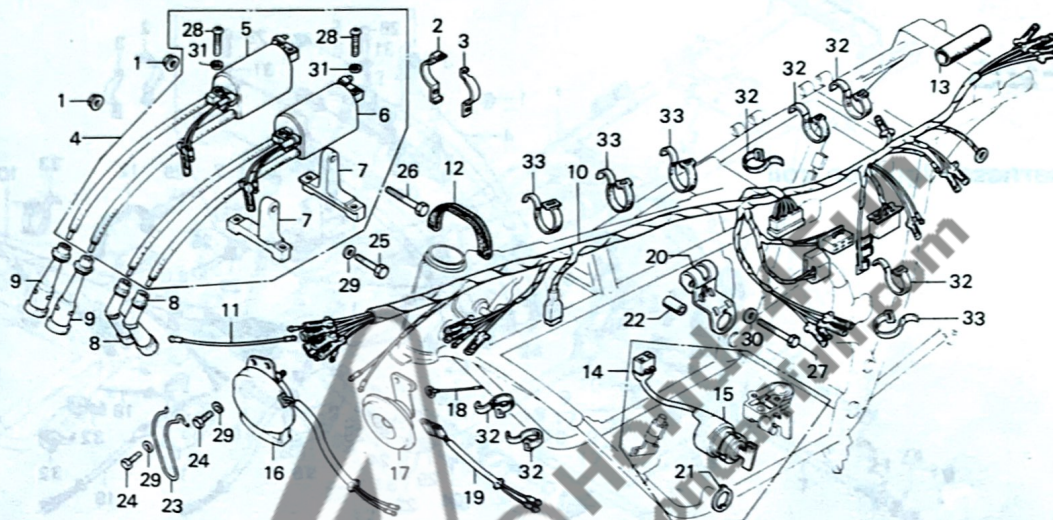
Service item	F.R.T.	Ref. No.	Part No.	Description	Reqd. No. CB750K6	Serial No.	Area code
		45	98200-11500	FUSE A (15A)	2		
		46	98202-23250	BATTERY, 12N14-3A	1		CM, DK, DM, E, ED, F, G, U
			98203-23250	BATTERY, 12N14-3A	1		A

1978.02.20

F-24

F-25

Wire harness • Ignition coil



B341-30

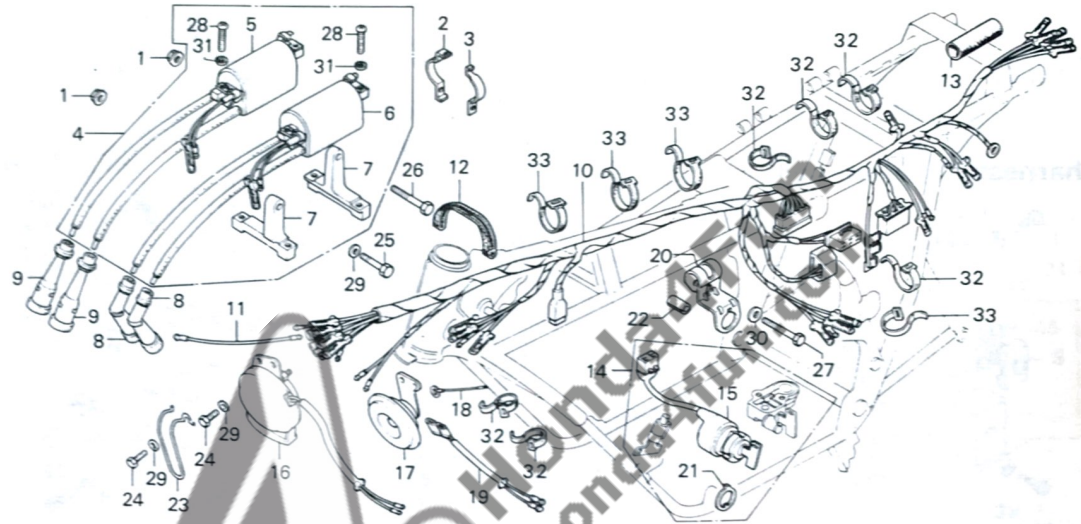
Service item	F.R.T.	Ref. No.	Part No.	Description	Reqd. No. CB750K6	Serial No.	Area code
WIRE HARNESS	2.2	1	18362-720-000	NUT, FLANGE, 6MM	2	2569508	
IGNITION COIL and its relatet parts	0.5		94050-06080	NUT, FLANGE, 6MM	2	2569509	
COMBINATION SWITCH SET	0.4	2	30151-300-000	BAND A, IGNITION COIL SETTING	1		
COMBINATION SWITCH BRACKET	0.3	3	30152-300-000	BAND B, IGNITION COIL SETTING	1		
COMBINATION SWITCH	0.2	4	30500-300-013	COIL ASSY., IGNITION (TOYO)	1		
• HORN		5	30501-300-013	COIL, R. IGNITION (TOYO)	1		
		6	30502-300-013	COIL, L. IGNITION (TOYO)	1		
		7	30511-300-000	BRACKET, IGNITION COIL	2		
		8	30700-300-010	CAP ASSY. A, NOISE SUPPRESSER	2		A,CM,DK,DM,U
		9	30700-341-620	CAP ASSY. A, NOISE SUPPRESSER	2		E,ED,F,G
		9	30710-300-010	CAP ASSY. B, NOISE SUPPRESSER	2		A,CM,DK,DM,U
		9	30710-341-620	CAP ASSY. B, NOISE SUPPRESSER	2		E,ED,F,G
		10	32100-341-900	HARNESS, WIRE	1		
		11	32101-385-000	SUB CORD A (BROWN/WHITE)	1		A,CM
		12	32125-341-700	BAND, WIRE HARNESS SET	1		
		13	33720-300-000	TUBE, WIRE CORD	1		
		14	35010-341-612	KEY SET	1	2576633	E,ED,F,G
			35020-341-701	SWITCH SET, COMBINATION	1	2576394	DK,DM,U
					1		A,CM
			35010-341-613	KEY SET (HONDA LOCK)	1	2576634	E,ED,F,G
			35010-341-702	KEY SET (HONDA LOCK)	1	2576395	DK,DM,U
		15	35100-374-000	SWITCH ASSY., COMBINATION	1	2576394	DK,DM,E,ED,F,G,U
					1		A,CM
			35100-374-007	SWITCH ASSY., COMBINATION (HONDA LOCK)	1	2576395	DK,DM,E,ED,F,G,U
		16	38100-300-023	HORN ASSY. (MITSUBA)	1	2578504	CM,DK,DM,U
					1		A

1978.02.20

F-25

F-25

Wire harness • Ignition coil



B341-30

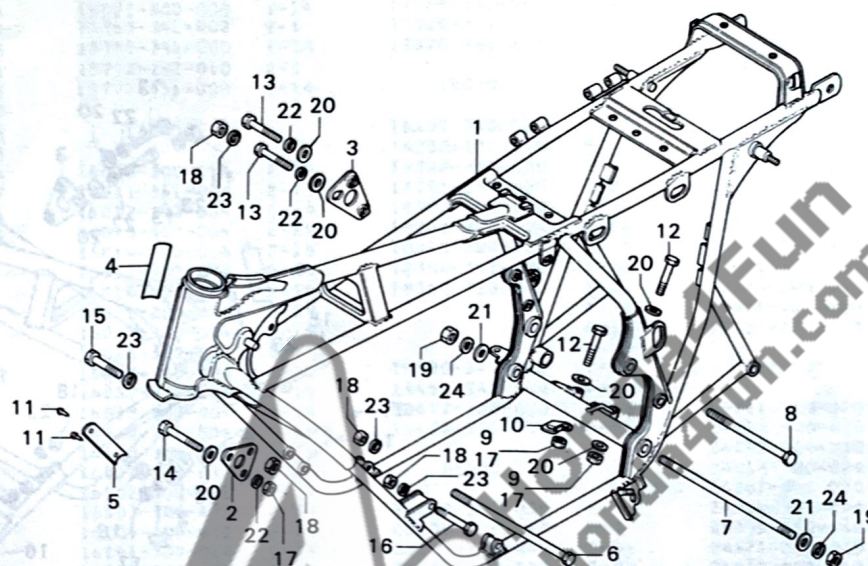
Service item	F.R.T.	Ref. No.	Part No.	Description	Reqd. No. CB750K6	Serial No.	Area code
		17	38100-392-621	HORN ASSY.	1	2578505	CM,DK,DM,U
			38100-392-620	HORN ASSY.	1		E,ED,F,G
			38100-392-621	HORN ASSY.	1	2577615	E,ED,F,G
		18	38105-323-000	CORD, HORN EARTH	1		E,ED,F,G
		19	38105-369-000	SUB CORD, HORN	1	2578505	CM,DK,DM,U
			38120-392-620	SUB CORD, HORN	1		E,ED,F,G
			38105-369-000	SUB CORD, HORN	1	2577615	E,ED,F,G
		20	50375-300-000B	BRACKET, COMBINATION SWITCH	1		
		21	50376-300-000	WASHER, COMBINATION SWITCH	1		
		22	50377-300-000	COLLAR, COMBINATION SWITCH	1		
		23	50462-323-010	CLAMP, TACHOMETER CABLE	1		
		24	92000-06016	BOLT, HEX., 6X16	2		
		25	92000-06025	BOLT, HEX., 6X25	1		
		26	92000-06032	BOLT, HEX., 6X32	1		
		27	92000-08040-0A	BOLT, HEX., 8X40	1		
		28	93500-05020-0A	SCREW, PAN, 5X20	4		
		29	94101-06000	WASHER, PLAIN, 6MM	3		
		30	94101-08000	WASHER, PLAIN, 8MM	1		
		31	94111-05000	WASHER, SPRING, 5MM	4		
		32	95014-61100	BAND A1, WIRE	6		
		33	95014-61200	BAND A2, WIRE	4		
					5		A,CM,DK,DM,U E,ED,F,G

1978.02.20

F-25

F-26

Frame body



B341-31

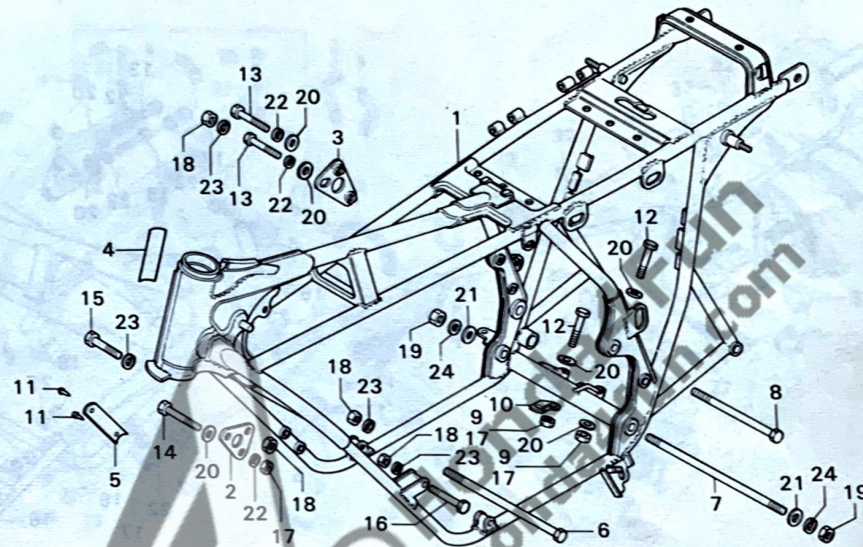
Service item	F.R.T.	Ref. No.	Part No.	Description	Reqd. No. CB750K6	Serial No.	Area code
FRAME BODY COMP.	9.0	1	50100-341-000B	BODY COMP., FRAME	1		DK,DM
REAR ENGINE HANGER BRACKET	0.2		50100-341-611ZA	BODY COMP., FRAME *NH-1*	1		E,ED,F,G
• STOP SWITCH BRACKET			50100-341-670ZA	BODY COMP., FRAME *NH-1*	1		A,CM,U
FRONT ENGINE HANGER BRACKET	0.1	2	50351-300-040B	BRACKET, FR. ENGINE HANGER	1		
		3	50356-300-010B	BRACKET, RR. ENGINE HANGER	1		
		4	87125-041-680	PLATE, NAME	1		DK,DM,E
		5	87501-341-631	PLATE, REGISTERED NUMBER	1	2566693	ED,F,G
			87501-341-632	PLATE, REGISTERED NUMBER	1	2566694	ED,F,G
		6	90152-300-010	BOLT A, ENGINE HANGER	1		
		7	90155-300-000	BOLT, RR. ENGINE HANGER LOWER	1		
		8	90156-300-000	BOLT C, ENGINE HANGER	1		
		9	90236-300-000	NUT, FLANGE, 8MM	2	2575895	
		10	90514-341-670	WASHER, BATTERY BREATHER TUBE GUIDE	1		
		11	90841-001-000	SCREW, RIVET, 1.5X5	2		E,ED,F,G
		12	92000-08040-0A	BOLT, HEX., 8X40	2		
		13	92000-08045-0A	BOLT, HEX., 8X45	2		
		14	92000-08060-0A	BOLT, HEX., 8X60	2		
		15	92000-10050-0A	BOLT, HEX., 10X50	1		
		16	92200-10080-0A	BOLT, HEX., 10X80	1		
		17	94001-08000-0S	NUT, HEX., 8MM	4	2575894	
					2	2575895	
		18	94030-10200	NUT, HEX., 10MM	4		
		19	94030-12200	NUT, HEX., 12MM	2		
		20	94101-08000	WASHER, PLAIN, 8MM	6	2575894	
					5	2575895	

1978.02.20

F-26

F-26

Frame body



B341-31

Service item	F.R.T.	Ref. No.	Part No.	Description	Reqd. No. CB750K6	Serial No.	Area code
		21	94102-12000	WASHER, PLAIN, 12MM	2		
		22	94111-08000	WASHER, SPRING, 8MM	4		
		23	94111-10000	WASHER, SPRING, 10MM	4		
		24	94111-12000	WASHER, SPRING, 12MM	2		

1978.02.20

01.20 F-26

Part No.	Block No.	31700-124-008	F-24	33400-377-671	F-22	33711-300-000	F-23-1	37235-323-700	F-2
		31700-341-015	F-24	33401-268-671	F-22-1	33711-323-000	F-23	37236-323-700	F-2
		31706-341-900	F-24	33401-292-003	F-22-1	33712-300-003	F-23	37236-392-000	F-2
28251-300-030	E-16			33401-377-671	F-22		F-23-1	37236-404-000	F-2
28252-300-020	E-16	32000		33402-268-610	F-22-2	33713-300-000	F-23-1	37237-323-700	F-2
28253-300-000	E-16			33402-268-671	F-22-1	33713-323-000	F-23	37238-323-700	F-2
28254-300-000	E-16	32100-341-900	F-25	33402-323-700	F-22-1	33714-300-610	F-22-1	37243-323-700	F-2
28255-300-000	E-16	32101-385-000	F-25	33402-377-671	F-22		F-22-2	37244-307-670	F-2
28256-300-000	E-16	32110-341-701	F-24	33403-285-010	F-22-2	33715-051-000	F-23-2	37246-323-700	F-2
28261-300-010	E-16	32110-341-702	F-24	33404-285-000	F-22-2	33715-300-610	F-22-1	37246-404-000	F-2
28271-393-000	E-16	32111-300-000	E-12	33405-377-671	F-22		F-22-2	37250-341-009	F-2
28292-250-010	F-17		E-14	33406-268-671	F-22-1	33716-051-000	F-23-2	37250-341-900	F-2
28293-250-000	F-17	32116-300-010	E-10	33406-377-671	F-22	33717-292-610	F-23-2	37260-300-000	F-2
28311-329-000	F-17	32117-341-701	F-24	33407-284-003	F-22-1	33719-077-671	F-23-1	37261-300-000	F-2
28321-300-000	F-17	32117-341-702	F-24	33407-377-671	F-22	33720-300-000	F-25	37576-323-000	F-4
28333-300-000	F-17	32118-341-701	F-24	33408-341-701	F-22-1	33722-323-610	F-23-2	37577-341-000	F-4
		32118-341-702	F-24	33410-292-610	F-22-2	33741-333-610	F-21	37579-341-010	F-4
		32125-341-700	F-25	33410-361-003	F-22-1	33741-340-670	F-17	37581-374-670	F-4
		32401-341-000	F-24	33450-292-612	F-22-2	33743-341-670	F-17		
30151-300-000	F-25	32412-300-010	F-24	33450-317-730	F-22-1	33745-375-610	F-21	38000	
30152-300-000	F-25	32413-300-010	F-24	33450-323-700	F-22-1	33905-303-003	F-1-1		
30200-300-015	E-7	32601-341-700	F-24	33450-377-671	F-22			38100-300-023	F-25
30200-300-154	E-7	32983-011-000	F-21	33453-323-700	F-22-1	34000		38100-392-620	F-25
30201-300-015	E-7	32985-300-000	F-21	33455-377-671	F-22			38100-392-621	F-25
30201-300-154	E-7			33460-292-610	F-22-2	34902-259-000	F-1-2	38105-323-000	F-25
30203-300-005	E-7	33000		33460-361-003	F-22-1		F-2	38105-369-000	F-25
30203-300-154	E-7			33600-300-000	F-22-1		F-4	38120-392-620	F-25
30204-300-005	E-7	33100-341-701	F-1	33600-323-631	F-22-1	34903-071-003	F-1-2	38300-292-670	F-24
30204-300-154	E-7	33100-375-003	F-1-2	33600-341-610	F-22-2	34903-388-611	F-1-1	38300-300-000	F-24
30205-003-005	E-7	33100-390-611	F-1-1	33600-374-671	F-22	34904-634-611	F-23-2	38300-300-610	F-24
30205-300-154	E-7	33100-390-621	F-1-1	33602-323-631	F-22-1	34905-268-671	F-22	38306-292-000	F-24
30215-300-005	E-7	33100-392-601	F-1-2	33603-053-650	F-23-1		F-22-1	38306-292-670	F-24
30215-300-154	E-7	33101-300-043	F-1-2	33604-323-670	F-22-1	34905-271-611	F-22-1	38400-341-674	F-7
30220-300-005	E-7	33101-300-673	F-1	33604-374-670	F-22	34905-392-611	F-22-2		
30220-300-154	E-7		F-1-1	33605-292-610	F-22-2		F-23-2	40000	
30231-300-010	E-7	33103-300-003	F-1	33605-323-670	F-22-1	34906-313-671	F-22		
30233-300-000	E-7	33103-346-670	F-1-1	33605-374-671	F-22		F-23	40510-341-0108	F-19
30250-300-005	E-7		F-1-2	33606-074-010	F-22-1	34906-341-671	F-23	40513-310-000	F-6
30250-300-154	E-7	33107-300-003	F-1	33606-374-670	F-22	34911-634-611	F-23-1	40514-310-000	F-6
30370-300-020	E-7		F-1-1	33607-323-670	F-22-1			40530-341-900	F-19
30372-300-300	E-7		F-1-2	33607-374-670	F-22	35000		40531-392-305	F-19
30500-300-013	F-25	33114-390-611	F-1-1	33609-374-670	F-22			40548-268-000	F-19
30501-300-013	F-25	33117-001-023	F-1	33610-300-000	F-22-1	35010-341-612	F-25		
30502-300-013	F-25		F-1-1	33610-300-610	F-22-2	35010-341-613	F-25	41000	
30511-300-000	F-25		F-1-2	33650-300-000	F-22-1	35010-341-702	F-25		
30700-300-010	F-25	33119-371-003	F-1-1	33650-323-631	F-22-1	35020-341-701	F-25	41201-300-870	F-11
30700-341-620	F-25	33120-375-003	F-1-2	33650-341-610	F-22-2	35100-374-000	F-25	41211-341-000	F-11
30710-300-010	F-25	33120-390-611	F-1-1	33650-374-671	F-22	35100-374-007	F-25	41231-283-000	F-11
30710-341-620	F-25	33121-300-672	F-1	33655-374-671	F-22	35130-341-910	F-3	41231-300-020	F-11
		33121-375-671	F-1-1	33660-300-000	F-22-1	35150-341-600	F-3	41241-300-040	F-11
		33122-390-611	F-1-1	33660-300-610	F-22-2	35200-341-600	F-3	41241-300-050	F-11
		33122-390-621	F-1-1	33701-051-000	F-23-2	35200-341-910	F-3	41242-300-020	F-11
		33125-087-621	F-1-1	33701-323-603	F-23-1	35350-300-016	F-5		
31101-300-035	E-10	33125-087-761	F-1-2	33701-323-604	F-23-1	35350-336-000	F-17	42000	
31102-300-035	E-10	33125-292-670	F-1	33701-341-900	F-23	35357-300-000	F-17		
31103-300-035	E-10	33128-292-670	F-1	33701-341-910	F-23	35360-341-000	F-3	42301-300-010	F-11
31110-300-154	E-10		F-1-1	33702-323-603	F-23-1	35500-300-000	E-11	42311-300-010	F-11
31200-300-030	E-11		F-1-2	33702-323-604	F-23-1	35500-333-014	E-11	42313-300-020	F-10
31201-292-158	E-11		F-1-1	33702-341-003	F-23	35752-300-010	E-18	42601-300-030	F-11
31204-292-158	E-11	33130-300-671	F-1-1	33702-341-671	F-23	35754-300-020	E-18	42601-300-040	F-11
31205-286-158	E-11	33130-323-003	F-1-2	33703-077-671	F-23-1	35850-371-670	F-24	42605-300-000	F-11
31206-286-158	E-11	33130-341-701	F-1	33703-077-671	F-23-1	35851-292-000	F-23-1	42606-300-003	F-11
31270-300-154	E-11	33153-300-671	F-1	33703-341-900	F-23	35851-392-000	F-24	42607-300-003	F-11
31280-300-000	E-11	33153-375-671	F-1-1	33707-300-610	F-23-2			42609-341-000	F-11
31282-300-020	E-11	33170-323-003	F-1-2	33708-077-671	F-23-1	37000		42620-300-010	F-11
31283-300-000	E-11	33170-390-611	F-1-1	33708-300-610	F-23-2			42701-300-013	F-11
31400-300-035	F-24	33321-341-701	F-1	33708-341-671	F-23	37200-392-621	F-2	42711-341-003	F-11
31403-300-000	F-23	33400-292-612	F-22-2	33709-051-000	F-23-2	37200-392-771	F-2	42711-341-004	F-11
	F-24	33400-317-730	F-22-1	33709-077-671	F-23-1	37200-405-671	F-2	42711-341-671	F-11
	F-24	33400-323-700	F-22-1	33709-341-671	F-23	37211-341-700	F-2		
				33710-300-610	F-23-2				

Part No.	Block No.												
		45107-300-003	F-8	50530-341-670	F-18	53100-390-621	F-4	77230-347-003	F-13				
		45108-300-003	F-8	50540-341-670	F-18	53124-250-000	F-4	77250-342-300	F-13				
		45109-300-003	F-8	50542-273-000	F-18	53133-374-670	F-4	77251-342-000	F-13				
42711-341-672	F-11	45110-300-003	F-8	50542-341-610	F-18	53141-300-010	F-3						
42712-300-003	F-11	45115-341-670	F-8	50548-356-700	F-18	53163-300-020	F-3	80000					
42712-300-004	F-11	45116-323-020	F-8	50549-356-700	F-18	53165-342-670	F-3						
42713-300-003	F-11	45117-341-700	F-8	50549-356-700	F-18	53166-342-670	F-3	80100-300-600XW	F-21				
42713-300-004	F-11	45119-300-020	F-8	50603-033-000	F-18	53175-300-020	F-5	80100-300-621XW	F-21				
		45120-392-000	F-9	50615-310-000	F-18	53190-300-000	F-3	80100-341-000	F-21				
43000		45125-379-003	F-5	50617-300-670	F-18	53190-369-700	F-3	80100-341-610	F-21				
		45126-341-003	F-5	50630-341-670	F-18	53191-300-000	F-3	80100-341-630	F-21				
43100-341-010	F-10	45126-377-003	F-5	50640-300-670B	F-18	53192-268-000	F-3	80101-283-000	F-23				
43100-341-030	F-10	45127-300-020	F-5	50641-300-670B	F-18	53200-300-030B	F-4						
43102-319-000	F-10	45128-341-670	F-8	50642-310-000	F-18	53200-300-610B	F-4	80105-341-000	F-21				
43120-300-010	F-10	45129-300-000	F-5	50644-300-670	F-18	53211-268-305	F-4	80105-341-010	F-21				
43134-300-000	F-10	45140-341-670	F-8	50661-310-000	F-18	53212-250-305	F-4	80108-061-000	F-22				
43141-341-000	F-10	45146-300-000	F-5	50710-377-000	F-16	53215-250-000	F-4						
43141-341-020	F-10	45151-300-000	F-8	50711-341-670	F-16	53215-317-000	F-4	80121-323-630	F-21				
43145-341-000	F-10	45451-283-000	F-6	50712-341-670	F-16	53220-286-000	F-4						
43145-341-010	F-10	45465-341-700	F-3	50712-377-000	F-16	53225-333-000	F-4	83000					
43151-346-000	F-10	45500-341-620	F-5	50715-377-000	F-16	53226-341-700	F-4						
43410-341-700	F-10	45500-341-651	F-5			53230-341-701	F-4	83551-300-000	F-13				
43410-341-710	F-10	45500-341-671	F-5	51000		53600-051-000	F-4						
43431-286-010	F-19	45500-341-771	F-5			53600-230-004	F-4	83600-341-701ZA	F-14				
43451-341-000	F-17	45513-341-671	F-5	51400-341-702	F-7	53600-303-007	F-4	83600-341-701ZB	F-14				
43471-292-010	F-17	45513-341-771	F-5	51401-341-700	F-7	53603-051-000	F-4	83600-341-701ZC	F-14				
43472-212-000	F-17	45513-371-651	F-5	51410-341-702	F-7	53604-098-940	F-4	83600-341-701ZD	F-14				
		45517-300-003	F-5	51412-340-000	F-7	53631-268-020	F-4	83700-341-701ZA	F-14				
44000		45520-300-000	F-5	51421-341-701	F-7			83700-341-701ZB	F-14				
		45522-300-010	F-5	51430-341-701	F-7	55000		83700-341-701ZC	F-14				
44301-300-000	F-9	45522-300-010	F-5	51432-340-000	F-7			83700-341-701ZD	F-14				
44311-300-000	F-9	45526-341-000	F-5	51437-329-010	F-7	55100-341-000	F-14						
44601-300-040	F-9	45527-300-000	F-5	51500-341-702	F-7	55105-300-010	F-14	84000					
44606-283-000	F-11	45530-377-305	F-5	51521-341-701	F-7	55106-300-000	F-14						
				51601-300-000	F-7	55109-341-900	F-16	84101-341-700	F-21				
44606-300-003	F-9	46000		51602-341-701XW	F-7			84101-341-770	F-21				
44607-283-000	F-9			51606-341-701XW	F-7	61000		84701-292-610B	F-23-2				
		46500-341-670	F-17	51608-300-000	F-7			84701-300-020XW	F-23-1				
44607-283-000	F-11	46510-300-010	F-17	51611-300-000	F-7	61100-341-700XW	F-6	84701-341-000XW	F-23				
44607-300-003	F-9	46514-300-000	F-17	51622-292-010	F-7	61102-300-000	F-6	84701-341-670XW	F-23				
44608-283-000	F-9					61111-341-700	F-6	84701-390-630	F-23-1				
		50000		52000		61112-341-700	F-6	84702-300-010	F-23-1				
44609-283-000	F-9					61301-300-020B	F-1	84705-292-000	F-23-2				
		50100-341-000B	F-26	52108-457-300	F-19			84706-286-000	F-24				
44620-300-020	F-9	50100-341-611ZA	F-26	52110-341-900ZA	F-19			84706-378-000	F-23				
44641-341-000	F-9	50100-341-670ZA	F-26	52136-300-000	F-19	61302-300-000	F-1						
44641-375-000	F-9	50156-300-020	F-17	52141-390-000	F-19			87000					
44642-300-020	F-9	50223-341-000	F-13	52144-362-000	F-19								
44643-300-000	F-9	50301-268-305	F-4	52400-341-670XW	F-20	61303-336-000	F-1	87121-341-700	F-12				
44701-300-013	F-9	50302-268-305	F-4	52400-341-911XW	F-20			87122-341-700	F-12				
44711-341-003	F-9	50322-300-010	F-24	52401-341-000	F-20			87123-341-673	F-14				
44711-341-004	F-9	50323-300-010	F-24	52403-312-000	F-20	61304-292-000	F-1	87125-041-680	F-26				
44711-341-671	F-9	50324-300-000	F-24	52410-341-670	F-20			87125-392-771	F-14				
44711-341-672	F-9	50325-341-701	F-24	52410-341-911	F-20			87126-341-000	F-14				
44712-300-003	F-9	50326-341-670	F-24	52421-300-000XW	F-20			87127-341-000	F-14				
44712-300-004	F-9	50327-300-000	F-24	52422-329-000	F-20	77000		87311-516-000	F-12				
44713-300-003	F-9	50329-300-010	F-24	52422-390-003	F-20			87501-341-631	F-26				
44713-300-004	F-9	50330-341-000	F-24	52424-331-003	F-20	77200-341-701	F-13	87501-341-632	F-26				
44800-300-030	F-9	50341-392-000	F-14	52458-329-000	F-20	77201-300-010	F-13	87504-028-670	F-19				
44830-300-672	F-2	50351-300-040B	F-26	52459-312-003	F-20	77201-341-000	F-13	87505-341-771	F-19				
44831-300-673	F-2	50356-300-010B	F-26	52482-312-000	F-20	77203-300-000	F-13	87505-341-772	F-19				
		50375-300-000B	F-25	52484-292-000	F-20	77204-292-000	F-13	87505-341-910	F-19				
45000		50376-300-000	F-25	52517-312-000	F-20	77205-292-000	F-13	87506-341-670	F-21				
		50377-300-000	F-25	52517-358-771	F-20	77211-323-300	F-13	87507-392-670	F-19				
45100-341-003	F-8	50462-323-010	F-25			77212-323-300	F-13	87512-371-670	F-21				
45101-300-053	F-8	50500-300-020B	F-18	53000		77220-340-011	F-13	87560-375-680A	F-12				
45102-300-043	F-8	50523-300-010	F-18			77228-340-001	F-13	87560-375-680B	F-12				
45104-317-700	F-8	50524-001-000	F-16	53100-341-700	F-4	77229-340-001	F-13						
45105-341-000	F-8	50526-300-000	F-18	53100-390-620	F-4	77230-107-711	F-13						
45106-341-000	F-8												

Part No.	Block No.								
		90205-300-000	E-5	91004-300-000	E-16	92000-06025	F-8	93500-06036	E-8
		90231-200-010	E-9	91006-300-008	E-16		F-24		E-10
		90236-300-000	E-2	91008-300-008	E-16		F-25		E-11
88000			F-26	91010-300-008	E-16	92000-06028	F-5	93500-06040	E-1
		90301-300-000	F-15	91101-516-000	E-10		F-18		E-11
88100-333-610	F-3	90304-323-670	F-4	91201-300-003	E-15		F-21	93500-06050	E-1
88110-304-621	F-3	90305-300-000	F-9	91202-216-003	E-8	92000-06032	F-25		E-11
88110-333-611	F-3	90306-268-000	F-10	91204-286-003	E-8	92000-08022-0A	F-10	93500-06056	E-11
88110-369-650	F-3	90309-315-000	F-20	91204-286-005	E-8	92000-08028-0A	F-17	93500-06063	E-1
88120-304-621	F-3	90309-357-000	F-9	91205-300-005	E-16	92000-08028-0B	F-17	93500-06080	E-1
88120-333-610	F-3	90313-512-000	F-14	91206-286-005	E-11	92000-08032-0A	F-16	93600-06016-07	F-13
88120-333-611	F-3	90321-292-000	F-3	91206-286-013	E-11	92000-08040-0A	F-19	93600-06016	E-19
88120-369-650	F-3	90325-323-630	F-21	91211-286-003	E-1		F-25	93600-06020	E-17
		90354-268-000	F-19	91215-300-003	E-10		F-26	93600-06028	E-18
89000		90355-369-000	F-4	91252-300-003	F-9	92000-08045-0A	F-26	93600-08022-0A	E-2
		90402-822-000	E-8	91255-300-033	F-7	92000-08060-0A	F-26	93700-03025-0B	F-22-1
89010-341-010	F-14	90403-300-000	E-14	91258-300-013	F-11	92000-10025-0B	F-1	93700-03045-0B	F-22-2
89216-300-000	F-14	90417-028-000	E-18	91259-333-000	F-8		F-1-1	93700-05016-0A	F-9
		90425-300-000	E-10	91301-283-005	E-8		F-1-2	93700-05025-0B	F-6
90000		90428-300-010	E-10		E-17	92000-10040-0A	F-4	93700-06016-02	E-8
		90431-292-000	E-9	91301-300-000	E-7	92000-10050-0A	F-26	93700-06025-02	F-22
90009-300-010	E-6	90432-392-000	E-9	91301-704-000	E-15	92100-08020-0A	E-4		F-22-1
90012-300-000	E-5	90433-300-010	E-16	91302-001-020	E-1	92200-08035-0A	F-8	93700-06032-02	E-7
90014-300-010	E-10	90436-300-000	E-18	91302-300-000	F-9	92200-10080-0A	F-26	93903-25080	F-13
90014-392-010	E-10	90436-392-000	E-18	91304-028-000	E-12	92600-08080-0B	F-21		
90018-300-000	E-1	90439-300-000	E-1		E-13	92700-08050-30	F-7		
90033-300-030	E-14	90451-300-000	E-17		E-14	92800-12000	E-12		
90034-300-030	E-14	90451-371-000	E-17	91304-286-000	E-3		F-14	94001-05000-0S	F-6
90040-300-000	E-14	90452-300-000	E-17	91305-323-000	E-2			94001-06000	E-4
90041-300-000	E-14	90452-371-000	E-17	91309-035-000	E-14	93000			E-18
90042-300-000	E-14	90453-300-000	E-4	91309-300-000	E-11				F-3
90046-300-000	E-14	90458-292-000	E-17	91310-300-000	E-3	93000-06028-02	F-22-1		F-8
90048-300-000	E-14	90458-506-810	E-17	91311-044-000	E-14		F-22-2		F-13
90049-300-000	E-2	90481-292-000	E-9		E-18	93000-06035-02	F-22		F-15
90052-300-000	E-4	90485-035-000	E-2	91313-300-003	E-16	93000-08074-0B	F-4		F-21
90053-300-000	E-10		E-14	91315-044-000	E-14	93200-10032-0B	F-20		F-23-1
90054-300-000	E-4	90503-283-000	F-4	91316-300-003	E-12	93500-03008-0A	F-4		F-24
90055-300-000	E-2	90512-300-000	F-14	91316-300-005	E-12	93500-03008-0H	F-22	94001-06070	F-2
90081-246-000	E-6	90513-323-000	F-21	91318-300-013	E-2	93500-03010-0A	E-19	94001-08000-0S	E-14
90108-283-000	F-18	90514-341-670	F-26	91319-300-000	E-14		F-22-2		F-10
90111-362-000	F-4	90514-700-000	F-13			93500-03012-0A	F-1		F-19
90114-268-020	F-3		F-24	92000			F-1-1		F-24
90114-300-000	F-5	90523-292-000	F-10			93500-03045-0B	F-23-2		F-26
90116-283-010	F-7	90523-300-000	F-11	92000-05014-0A	F-24	93500-04020-0A	F-15	94001-08020-0S	F-4
90119-300-000	F-10	90526-268-000	F-19	92000-05016-0A	E-4	93500-04022-0A	E-2	94001-08070-0S	F-2
		90543-273-000	F-7	92000-05020-0B	F-23-1	93500-04050-4J	F-23-1	94001-10000-0S	E-14
90121-390-000	F-19	90544-283-000	F-7	92000-05025-0A	F-23	93500-04055-4J	F-23	94002-06000	E-6
90122-300-020	F-9	90545-300-000	F-5	92000-06010	F-7	93500-05008-0A	F-22-1		E-7
90123-300-000	F-7	90545-323-700	F-2	92000-06012-02	E-11	93500-05012-0A	E-7		F-5
90127-323-000	F-10	90554-240-000	F-15	92000-06012	E-16	93500-05016-0A	F-16		F-17
90128-341-000	F-11	90555-283-000	F-4		F-13	93500-05016-0B	F-1	94002-06080	F-24
90133-286-000	F-19	90581-310-000	F-23		F-15		F-1-1	94002-08000-0S	E-8
90141-300-000	F-14		F-23-1		F-24		F-1-2		F-10
90143-300-020	F-15	90581-701-000	F-15	92000-06014	F-19	93500-05020-0A	F-25		F-11
90144-300-020	F-15		F-23-1	92000-06016	E-10	93500-05025-0A	E-1	94002-10000-0S	F-18
90145-300-000	F-5		F-24		E-14		F-3		F-20
90146-300-020	F-16	90601-300-000	E-17		E-16	93500-05032-0A	F-3	94002-12000	F-22
90152-300-010	F-26	90602-371-000	E-9		E-18	93500-06006-02	F-7		F-22-1
90154-341-670	F-22-1	90753-283-000	F-11		F-13	93500-06012-49	F-16		F-22-2
		90809-300-300	E-17		F-14	93500-06012	E-19	94021-06020	F-2
90154-374-670	F-22	90841-001-000	F-26		F-24	93500-06020-49	F-21	94030-08000	F-7
90155-300-000	F-26	90899-323-610	F-21		F-25	93500-06020	E-1	94030-10200	F-26
90155-369-000	F-4			92000-06020	F-17		E-10	94030-12000	F-11
90156-300-000	F-26				F-23-1		E-13		F-16
90162-292-000	F-23	91000			F-24		F-15	94030-12200	F-26
		91001-035-000	E-17	92000-06022	F-6	93500-06028	E-8	94050-06080	F-22
		91002-300-004	E-17	92000-06025-02	F-5		E-10		F-22-1
90165-300-023	F-8	91002-300-008	E-17	92000-06025	E-14	93500-06032	E-10		F-22-2
90192-377-671	F-22	91003-235-000	E-17		E-18		E-11		F-25
							E-13		

Part No.	Block No.	94111-08000	F-24	95700-06050-00	E-14
			F-26	95700-06056-00	E-11
		94111-08700	F-2		E-14
94101-03000	F-4	94111-10000	F-10	95700-06080-00	E-14
94101-04000	F-1		F-19	95700-06090-00	E-2
94101-05000	E-4		F-26	95700-06100-00	E-14
	E-7	94111-10800	F-1	95700-08055-00	E-14
	E-19		F-1-1	95700-08080-00	E-14
	F-24		F-1-2	95700-10040-0A	F-4
94101-06000	E-4	94111-12000	F-16		
	E-7		F-22	96000	
	E-14		F-22-1		
	F-5		F-22-2	96100-60030	E-9
	F-8		F-26	96100-62040	E-17
	F-13	94201-16120	F-8	96120-63040	F-11
	F-15	94201-16150	F-16	96120-63050	F-11
	F-16		F-17	96140-63020-10	F-9
	F-18		F-18	96201-80000	F-19
	F-19	94201-20150	F-15	96211-08000	F-4
	F-21	94201-20180	F-19		F-17
	F-24	94201-25200	F-10		
	F-25	94201-25300	F-18	98000	
94101-06200	E-11	94201-40300	F-10		
94101-06700	F-2	94251-05000	F-1	98069-58711	E-2
94101-08000	F-7		F-1-1	98069-58721	E-2
	F-8		F-1-2	98200-10500	F-24
	F-10	94251-06000	F-13	98200-10700	F-24
	F-14	94251-08000	F-10	98200-11500	F-24
	F-18	94301-08140	E-2	98202-23250	F-24
	F-19		E-8	98203-23250	F-24
	F-25		E-10		
	F-26		E-11	99000	
94101-08200	F-23	94301-10160	E-14		
	F-23-1	94301-12180	E-3	99001-10120	F-14
	F-23-2	94302-04080	E-13	99001-14170	F-14
94101-08700	F-2	94521-48000	F-7	99002-13500	F-14
94101-10200	F-1	94601-15000	E-15	99003-10000	F-14
	F-1-1	94608-50000	F-7	99003-20000	F-14
	F-1-2			99003-30000	F-14
	F-20	95000		99003-40000	F-14
94102-08200	F-17			99003-50000	F-14
94102-10000	F-4	95001-35026	E-19	99005-02000	F-14
94102-12000	F-16	95001-35240	E-19	99006-12000	F-14
	F-26	95001-55080-40	E-19	99006-26000	F-14
94109-12000	E-12	95001-55160-40	E-19	99007-45000	F-14
	F-14	95001-55190-40	E-19	99008-02000	F-14
94109-14000	F-14	95002-02070	E-19	99114-246-1050	E-19
94111-03000	E-19	95002-02100	E-19	99124-076-0400	E-19
94111-05000	F-1	95005-12185-20	E-14		
	F-1-1	95011-64000	F-16		
	F-1-2	95014-19000	F-10		
	F-3		F-11		
	F-6	95014-41000	F-7		
	F-25	95014-61100	F-25		
94111-06000	E-18	95014-61200	F-25		
	E-19	95014-71701	F-18		
	F-5	95015-32001	F-17		
	F-8	95015-42000	F-17		
	F-13	95015-83000	F-16		
	F-15	95700-06022-00	E-9		
	F-19	95700-06028-00	E-12		
	F-21	95700-06035-00	E-2		
	F-23-1		E-13		
	F-24	95700-06036-00	E-2		
94111-06700	F-2		E-13		
94111-06800	F-24	95700-06040-00	E-6		
94111-08000	F-7		E-12		
	F-8		E-14		
	F-17	95700-06050-00	E-12		

Honda4Fun
www.honda4fun.com



HONDA
HONDA MOTOR CO., LTD. TOKYO, JAPAN

Courtesy of
www.honda4fun.com

Honda4Fun
www.honda4fun.com