




HONDA

**CB500
CB500K1
CB500K2**



Courtesy of  Honda4Fun
www.honda4fun.com

4

PARTS LIST
HONDA GENUINE PARTS

PARTS LIST

FOR

HONDA

CB500
CB500K1
CB500K2

FOREWORD

This Parts List contains all the replacement parts for the CB500, CB500K1 and CB500K2 models and is to be used when ordering replacement parts.

On placing your replacement parts order, please inform us the frame number for frame parts and the engine number for engine parts together with your order.

The reason for this is that it is necessary to verify that the parts being ordered are applicable to the model series intended.

No supplement to this Parts List will be issued. In case of any change to its content, no notification or supplement will be issued for this Parts List. However, a revised edition of this Parts List will be issued to maintain it up-to-date. The revised edition can be identified by the revision No. on the cover. To check on the latest Parts List revision, please contact your nearest distributor.

This Parts list is a courtesy of Honda4Fun
(www.hondafour.com - www.honda4fun.com) March 25, 1971

HONDA MOTOR CO., LTD.

GROUP INDEX

INSTRUCTION
FOR
USE OF PARTS LIST
1 ~ 5

ENGINE GROUP
10 ~ 53

FRAME GROUP
54 ~ 137

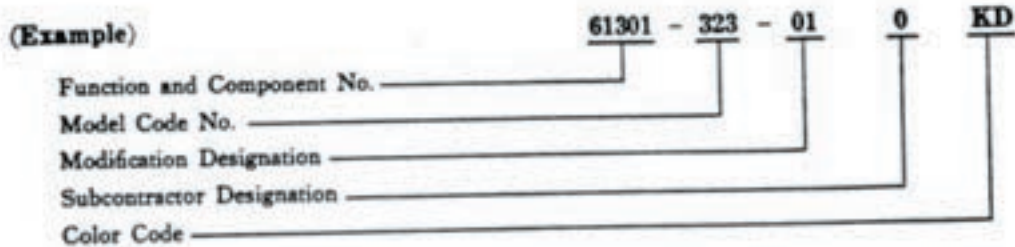
PART NO. INDEX
139 ~ 148

INSTRUCTION FOR USE OF PARTS LIST

DESCRIPTION OF PARTS LIST

1. Make-up of the Part Number

The following example is the definition of part number.



2. Abbreviations

The abbreviations used in this parts list are as follows.

| | |
|------------|-----------|
| ASSY. | Assembly |
| COMP. | Complete |
| hex. | hexagonal |
| 22T | 22 teeth |

3. Dimensions

All dimensions are in millimeters except for the steel balls and wheels.

| Parts | Example | Interpretation |
|--------------|---------|---|
| Bolt (Screw) | 6×12 | 6 mm diameter, 12 mm length |
| Pin | 8×14 | 8 mm diameter, 14 mm length |
| O-Ring | 9.5×1.6 | 9.5 mm diameter, 1.6 mm thickness |
| Oil seal | 14×24×5 | 14 mm inside diameter, 24 mm outside diameter, 5 mm thickness |
| Tube | 5×130 | 5 mm inside diameter, 130 mm length |

4. Quantity used

In the column "Reqd. No." is shown the quantity of parts used in the respective group.

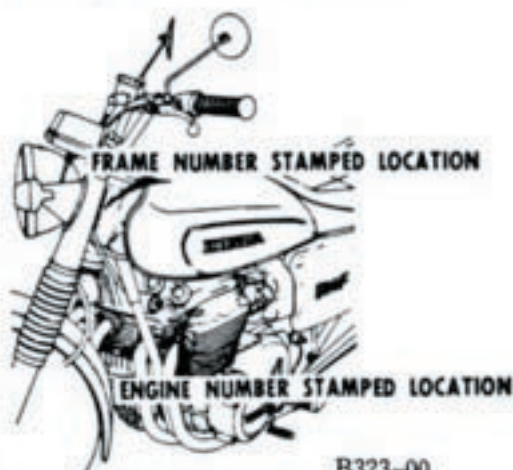
5. "N" in the "Requid No." column indicates a part which may not be used under some condition, but it, if installed, is used in one or more as necessary. e. g. shim and wheel balance weight.

6. Applicable Serial Number

If there is a production change to a part, the engine or frame serial number to which this part become effective will be indicated in the "Serial No." column. However, in case the part is used from the initial serial number, its applicable serial number is not shown. The initial serial number for models are as follows.

| Model, Area code | | Type Description | Serial No. |
|------------------|---------|----------------------------|---|
| CB500 | A | U. S. A. Type | Engine No. CB500E-1000001~* Frame No. CB500 -1000001~* |
| | D | General export Type | Engine No. CB500E-1000001~* Frame No. CB500 -1024121~* |
| | E | England Type | Engine No. CB500E-1000001~* Frame No. CB500 -1010593~* |
| | ED | European direct sales Type | Engine No. CB500E-1000001~* Frame No. CB500 -1009993~* |
| | F | France Type | Engine No. CB500E-1000001~* Frame No. CB500 -1010713~* |
| | G | Garman Type | Engine No. CB500E-1000001~* Frame No. CB500 -1011543~* |
| | H | Netherlands Type | Engine No. CB500E-1000001~* Frame No. CB500 -1012066~* |
| | U | Australia Type | Engine No. CB500E-1000001~* Frame No. CB500 -1024126~* |
| | CB500K1 | A | U. S. A. Type |
| D | | General export Type | Engine No. CB500E-2000001~* Frame No. CB500 -2011052~* |
| E | | England Type | Engine No. CB500E-2000001~* Frame No. CB500 -2006858~* |
| ED | | European direct sales Type | Engine No. CB500E-2000001~* Frame No. CB500 -2002376~* |
| F | | France Type | Engine No. CB500E-2000001~* Frame No. CB500 -2004654~* |
| G | | German Type | Engine No. CB500E-2000001~* Frame No. CB500 -2004899~* |
| CB500K2 | | A | U. S. A. Type |

The serial number is stamped in the following location.



7. Color code

The following table indicates the color descriptions of the color codes which are listed in the text.

| Color code | Color description | Color code | Color description |
|------------|----------------------------|------------|-------------------------------------|
| A | White | LY | Bacchus olive custom |
| B | Black | MZ | Candy gold custom & black |
| EE | Candy garnet brown | PZ | Candy bacchus olive custom & black |
| KB | Candy jade green | QJ | Flake sunrise orange & black |
| KC | Star light gold | QP | Maxim brown metallic custom & black |
| KD | Candy jade green & black | QQ | Maxim brown metallic custom |
| KE | Candy garnet brown & black | XW | Chrome |
| KF | Star light gold & black | | |
| LV | Flake sunrise orange | A | Black (leather) |
| LX | Candy gold custom | | |

8. The part number described under the part description supersedes the part number ahead.

9. This Parts List is compiled as of July 20, 1976.

CB 500F

- FRAME 2046391 | AREA CODE : ED
 - ENGINE 2130710 | COLOR CODE : LY (OLIVE)




CB500

STARTING

100

REAR VIEW



CB500K1

CONTENTS

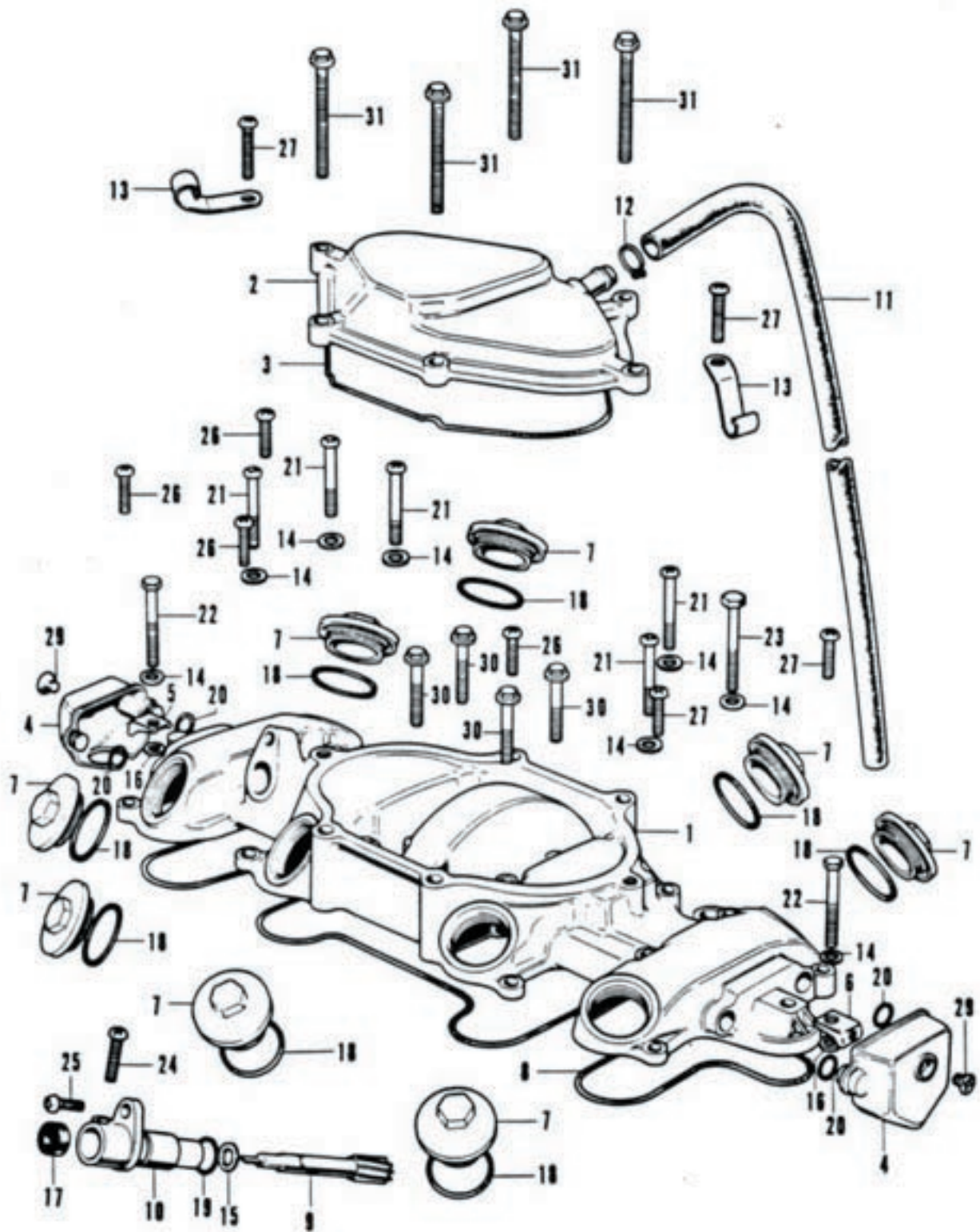
| Block No. | Nomenclature | Page |
|---------------------|--|------|
| ENGINE GROUP | | |
| E- 1 | Cylinder Head Cover | 10 |
| E- 2 | Cylinder Head • Camshaft | 12 |
| E- 3 | Rocker Arm • Valve | 14 |
| E- 4 | Cylinder • Piston | 16 |
| E- 5 | Cam Chain • Tensioner | 18 |
| E- 6 | Oil Filter • Oil Pan | 20 |
| E- 7 | Contact Breaker • Spark Advancer..... | 22 |
| E- 8 | Right Crankcase Cover • Kick Spindle | 24 |
| E- 9 | Clutch | 26 |
| E-10 | A. C. Generator | 28 |
| E-11 | Left Crankcase Cover | 30 |
| E-12 | Starting Motor | 32 |
| E-13 | Oil Pump | 34 |
| E-14 | Crankshaft | 36 |
| E-15 | Primary Shaft | 38 |
| E-16 | Transmission | 40 |
| E-17 | Gear Shift Spindle | 42 |
| E-18 | Gear Shift Fork • Drum..... | 44 |
| E-19 | Crankcase | 46 |
| E-20 | Upper Case (Bolt & Washer) | 48 |
| E-21 | Lower Case (Bolt & Washer) | 50 |
| E-22 | Carburetor | 52 |

FRAME GROUP

| | | |
|------|------------------------------------|----|
| F- 1 | R/H Handle Switch • Cable | 54 |
| F- 2 | L/H Handle Switch • Cable | 56 |
| F- 3 | Handle • Top Bridge | 58 |
| F- 4 | Brake Master Cylinder | 60 |
| F- 5 | Front Brake Hose | 62 |
| F- 6 | Front Brake Caliper • Disk | 64 |
| F- 7 | Front Wheel | 66 |
| F- 8 | Front Cushion | 68 |
| F- 9 | Steering Stem • Front Fender | 70 |

| Block No. | Nomenclature | Page |
|----------------------|---|------|
| F-10 | Fuel Tank • Cock | 72 |
| F-11 | Double Seat | 74 |
| F-12 | Double Seat (K1 • K2) | 76 |
| F-13 | Air Cleaner • Element • Side Cover | 78 |
| F-14 | Muffler | 80 |
| F-15 | Rear Brake Pedal • Panel | 82 |
| F-16 | Rear Wheel • Driven Sprocket | 84 |
| F-17 | Rear Cushion..... <i>ALLIGORF1225001 DUST</i> | 86 |
| F-18 | Chain Case • Rear Fork | 88 |
| F-19 | Rear Fender | 90 |
| F-20 | Speedometer • Tachometer | 92 |
| F-21 | Speedometer • Tachometer (K1-A)..... | 94 |
| F-21-1 | Speedometer • Tachometer (K2-A)..... | 96 |
| F-22 | Head Light • Case (A) | 98 |
| F-23 | Head Light • Case (F)..... | 100 |
| F-24 | Head Light • Case (E, ED, G & H) | 102 |
| F-25 | Head Light • Case (D & U) | 104 |
| F-26 | Winker (A) | 106 |
| F-27 | Winker (D, E, ED, F, H & U) | 108 |
| F-28 | Winker (G) | 110 |
| F-29 | Wire Harness | 112 |
| F-30 | Battery • Electric | 114 |
| F-31 | Tail Light (A, D, ED, F, H & U) | 116 |
| F-32 | Tail Light (K1 • K2-A) | 120 |
| F-33 | Tail Light (E) | 122 |
| F-34 | Tail Light (G) | 124 |
| F-35 | Main Stand • Step | 126 |
| F-36 | Frame Body | 128 |
| F-37 | Kick | 130 |
| F-38 | Tool (CB500-1000001~2034711) | 132 |
| F-39 | Tool (CB500-2034712~) | 134 |
| OPTIONAL PART | | |
| FOP | Front Bumper Kit | 136 |
| | Part No. Index | 139 |

E-1 Cylinder Head Cover

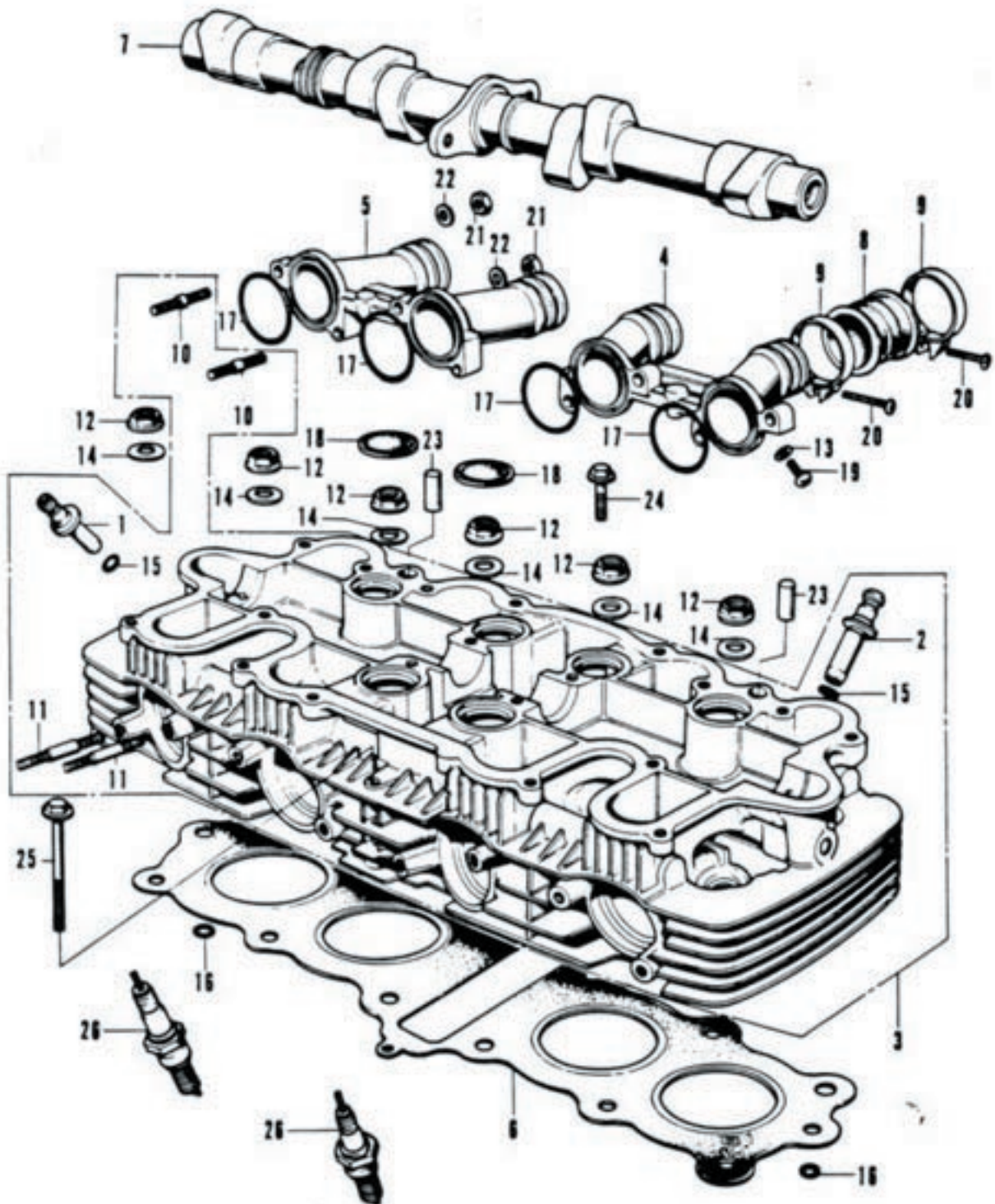


B323-01A

E-1 Cylinder Head Cover

| Ref. No. | Part No. | Description | Reqd. No. | | Serial No. | Area Code |
|----------|----------------|--|-----------|-------|------------|-----------|
| | | | CB500 | K1 K2 | | |
| 1 | 12310-323-000 | COVER, CYLINDER HEAD | 1 | 1 1 | | |
| 2 | 12320-323-000 | COVER COMP., BREATHER | 1 | 1 1 | | |
| 3 | 12329-323-000 | GASKET, BREATHER COVER | 1 | 1 1 | | |
| 4 | 12330-323-000 | COVER, CYLINDER HEAD SIDE | 2 | 2 2 | | |
| 5 | 12335-323-000 | PLATE A, CYLINDER HEAD SIDE COVER SETTING | 1 | 1 1 | | |
| 6 | 12336-323-000 | PLATE B, CYLINDER HEAD SIDE COVER SETTING | 1 | 1 1 | | |
| 7 | 12361-300-000 | CAP, TAPPET ADJUSTING HOLE | 8 | 8 8 | | |
| 8 | 12391-323-000 | GASKET, CYLINDER HEAD COVER | 1 | 1 1 | | |
| 9 | 12431-323-000 | GEAR, TACHOMETER | 1 | 1 1 | | |
| 10 | 12451-323-000 | CAP, TACHOMETER | 1 | 1 1 | | |
| 11 | 15763-300-000 | TUBE C, BREATHER | 1 | 1 1 | | |
| 12 | 15772-292-010 | CLIP, BREATHER TUBE | 1 | 1 1 | | 2140429 |
| | 15707-634-000 | CLIP, OIL DRAIN | 1 | 1 1 | 2140430 | |
| 13 | 32906-028-000 | CLIP, HIGH TENSION CORD | 2 | 2 2 | | |
| 14 | 90425-300-000 | WASHER, 11MM | 8 | 8 8 | | |
| 15 | 90451-292-000 | WASHER, THRUST, 7MM | 1 | 1 1 | | |
| 16 | 90485-001-000 | WASHER, 6.5MM | 2 | 2 2 | | |
| 17 | 91211-286-003 | OIL SEAL, 4.8X14.5X4 | 1 | 1 1 | | |
| 18 | 91302-001-020 | O-RING, 30.8MM | 8 | 8 8 | | |
| 19 | 91309-035-000 | O-RING, 11X2.5 | 1 | 1 1 | | |
| 20 | 91319-323-000 | O-RING, 6X3 | 4 | 4 4 | | |
| 21 | 92000-06040 | BOLT, HEX., 6X40 | 5 | 5 5 | | |
| 22 | 92000-06045 | BOLT, HEX., 6X45 | 2 | 2 2 | | |
| 23 | 92000-06050 | BOLT, HEX., 6X50 | 1 | 1 1 | | |
| 24 | 93500-05020-0A | SCREW, PAN, 5X20 | 1 | 1 1 | | |
| 25 | 93500-06016 | SCREW, PAN, 6X16 | 1 | 1 1 | | |
| 26 | 93500-06020 | SCREW, PAN, 6X20 | 4 | 4 4 | | |
| 27 | 93500-06025 | SCREW, PAN, 6X25 | 4 | 4 4 | | |
| 28 | 93500-06040 | SCREW, PAN, 6X40 | 2 | 2 2 | | |
| 29 | 93700-06010-02 | SCREW, OVAL, 6X10 | 2 | 2 2 | | |
| 30 | 95700-06032 | BOLT, FLANGE, 6X32 | 4 | 4 4 | | |
| 31 | 95700-06065 | BOLT, FLANGE, 6X65 | 4 | 4 4 | | |

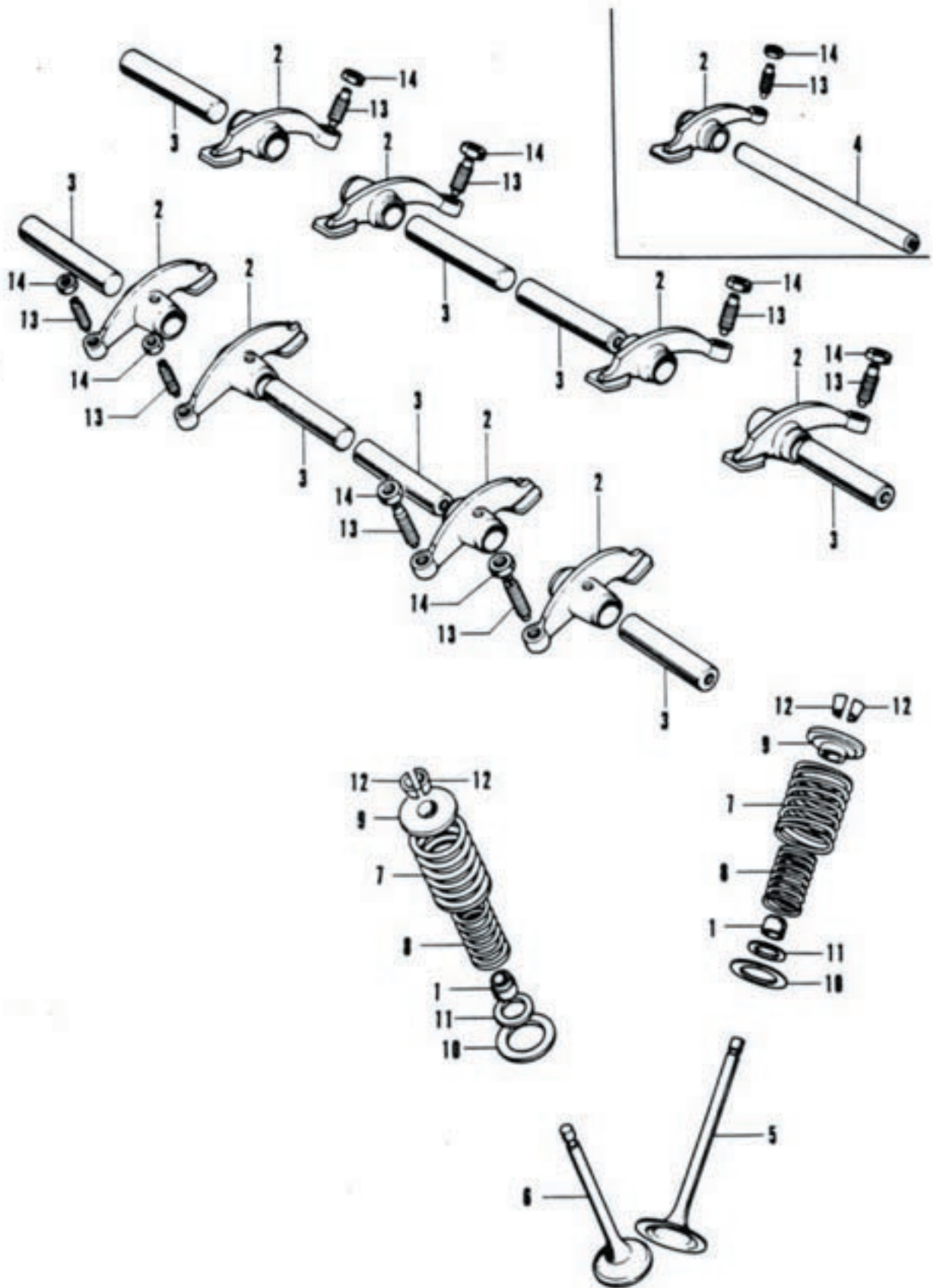
E-2 Cylinder Head • Camshaft



E-2 Cylinder Head • Camshaft

| Ref. No. | Part No. | Description | Reqd. No. | | Serial No. | Area Code |
|----------|----------------|--|-----------|-------|------------|-----------|
| | | | CB500 | K1 K2 | | |
| 1 | 12021-323-300 | GUIDE+ INLET VALVE | 4 | 4 4 | | |
| 2 | 12023-324-300 | GUIDE+ EXHAUST VALVE | 4 | 4 4 | | 2112469 |
| | 12023-323-300 | GUIDE+ EXHAUST VALVE | 4 | 4 4 | 2112470 | |
| 3 | 12200-323-000 | HEAD COMP.+ CYLINDER 12200-323-010 | 1 | 1 1 | | 2112469 |
| | 12200-323-010 | HEAD COMP.+ CYLINDER 12200-374-000 | 1 | 1 1 | 2112470 | 2139865 |
| | 12200-374-000 | HEAD COMP.+ CYLINDER | 1 | | 2139866 | |
| 4 | 12241-323-000 | MANIFOLD A+ INLET | 1 | 1 1 | | |
| 5 | 12242-323-000 | MANIFOLD B+ INLET | 1 | 1 1 | | |
| 6 | 12251-323-000 | GASKET+ CYLINDER HEAD 12251-323-010 | 1 | | | |
| | 12251-323-010 | GASKET+ CYLINDER HEAD | | 1 1 | | |
| 7 | 14101-323-000 | CAMSHAFT | 1 | 1 1 | | |
| 8 | 16211-323-000 | INSULATOR+ CARBURETOR | 4 | 4 4 | | |
| 9 | 17256-323-000 | BAND B+ CLEANER CONNECTING TUBE | 8 | 8 8 | | |
| 10 | 90043-323-300 | BOLT+ STUD+ 6X32 | 8 | 8 8 | | |
| 11 | 90044-323-300 | BOLT+ STUD+ 6X40 | 8 | 8 8 | | |
| 12 | 90236-300-000 | NUT+ HEX.+ 8MM | 12 | 12 12 | | |
| 13 | 90452-323-000 | WASHER+ THRUST+ 5MM | 4 | 4 4 | | |
| 14 | 90485-035-000 | WASHER+ 14MM | 12 | 12 12 | | |
| 15 | 91301-200-000 | O-RING+ 10X1.6 | 8 | 8 8 | | |
| 16 | 91301-323-000 | O-RING+ 5X2.4 | 2 | 2 2 | | |
| 17 | 91302-001-020 | O-RING+ 30.8MM | 4 | 4 4 | | |
| 18 | 91318-300-013 | RUBBER+ SEALING | 6 | 6 6 | | |
| 19 | 93500-05006-0A | SCREW+ PAN+ 5X6 | 4 | 4 4 | | |
| 20 | 93500-05020-0A | SCREW+ PAN+ 5X20 | 8 | 8 8 | | |
| 21 | 94001-06000 | NUT+ HEX.+ 6MM | 8 | 8 8 | | |
| 22 | 94101-06000 | WASHER+ PLAIN+ 6MM | 8 | 8 8 | | |
| 23 | 94302-10160 | PIN+ DOWEL+ 10X16 | 2 | 2 2 | | |
| 24 | 95700-06032 | BOLT+ FLANGE+ 6X32 | 1 | 1 1 | | |
| 25 | 95700-06065 | BOLT+ FLANGE+ 6X65 | 1 | 1 1 | | |
| 26 | 98069-57711 | PLUG+ SPARK (D-YES NGK) | 4 | 4 4 | | |
| | 98069-57723 | PLUG+ SPARK (X22ES ND) | 4 | 4 4 | | |

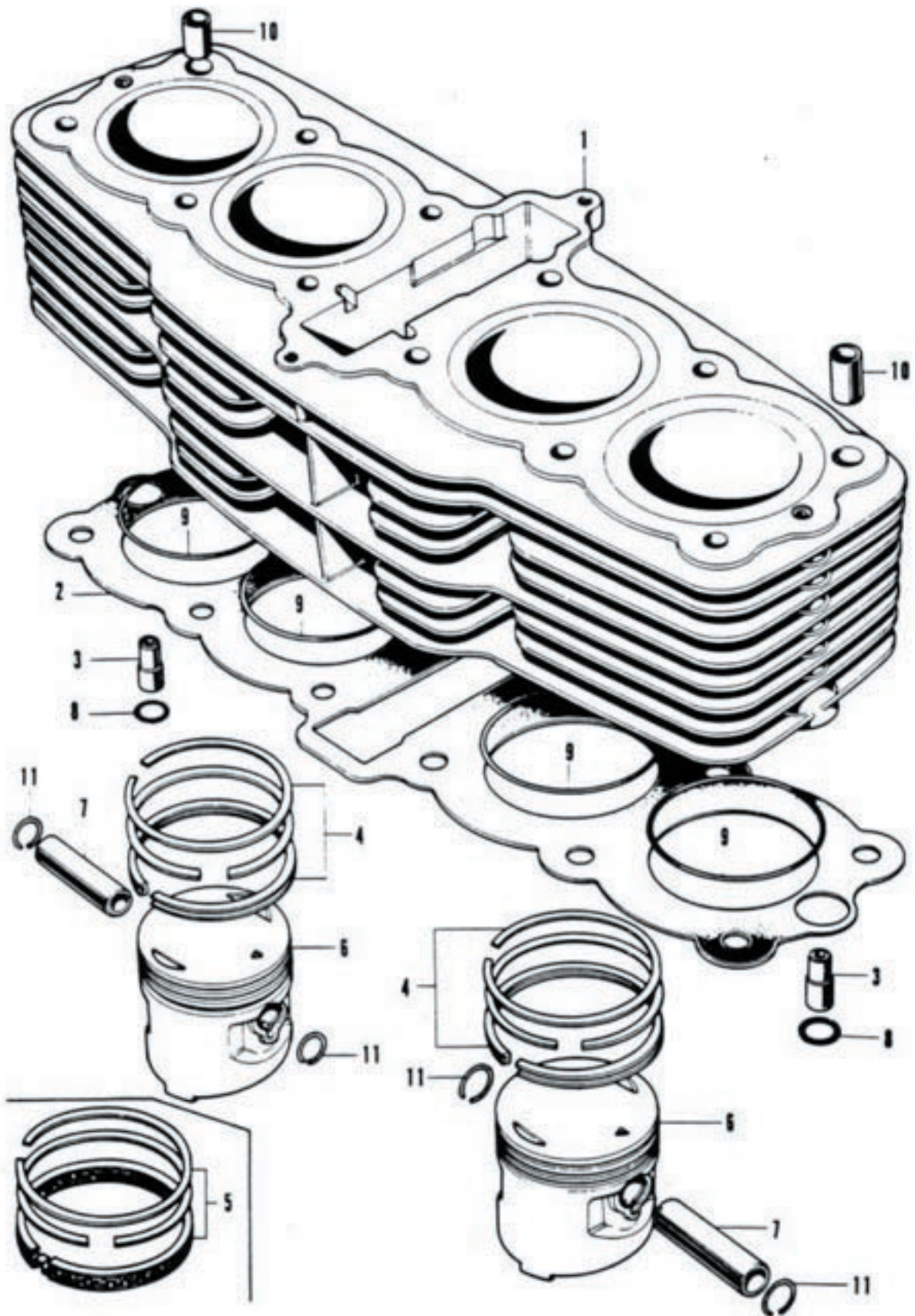
E-3 Rocker Arm • Valve



E-3 Rocker Arm - Valve

| Ref. No. | Part No. | Description | Reqd. No. | | Serial No. | Area Code |
|----------|---------------|--|-----------|-------|------------|-----------|
| | | | CB500 | K1 K2 | | |
| 1 | 12209-323-005 | SEAL: VALVE STEM 12209-333-005 | 8 | 8 8 | | 2112469 |
| | 12209-333-005 | SEAL: VALVE STEM | | 8 8 | 2112470 | |
| 2 | 14431-324-000 | ARM: VALVE ROCKER | 8 | 8 8 | | |
| 3 | 14451-323-010 | SHAFT: VALVE ROCKER ARM | 8 | 8 | 2006338 | |
| 4 | 14451-323-305 | SHAFT: VALVE ROCKER ARM | 4 | 4 | | 2006337 |
| 5 | 14711-107-020 | VALVE: INLET | 4 | 4 4 | | |
| 6 | 14721-323-005 | VALVE: EXHAUST (MITSUBISHI) | 4 | 4 4 | | |
| 7 | 14751-107-010 | SPRING: VALVE (OUTER) | 8 | 8 8 | | |
| 8 | 14761-107-010 | SPRING: VALVE (INNER) | 8 | 8 8 | | |
| 9 | 14771-107-020 | RETAINER: VALVE SPRING | 8 | 8 8 | | |
| 10 | 14775-107-000 | SEAT: VALVE SPRING OUTER | 8 | 8 8 | | |
| 11 | 14776-107-010 | SEAT: VALVE SPRING INNER | 8 | 8 8 | | |
| 12 | 14781-107-020 | COTTER: VALVE | 16 | 16 16 | | |
| 13 | 90012-300-000 | SCREW: TAPPET ADJUSTING | 8 | 8 8 | | |
| 14 | 90206-250-000 | NUT: TAPPET ADJUSTING | 8 | 8 8 | | |

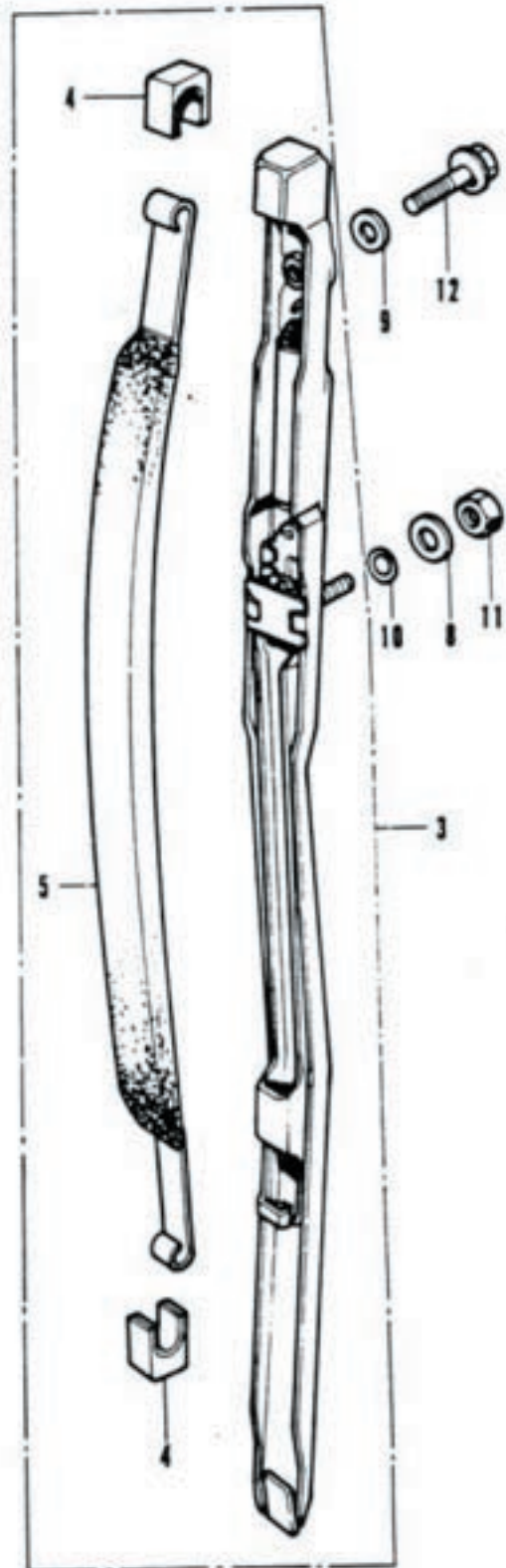
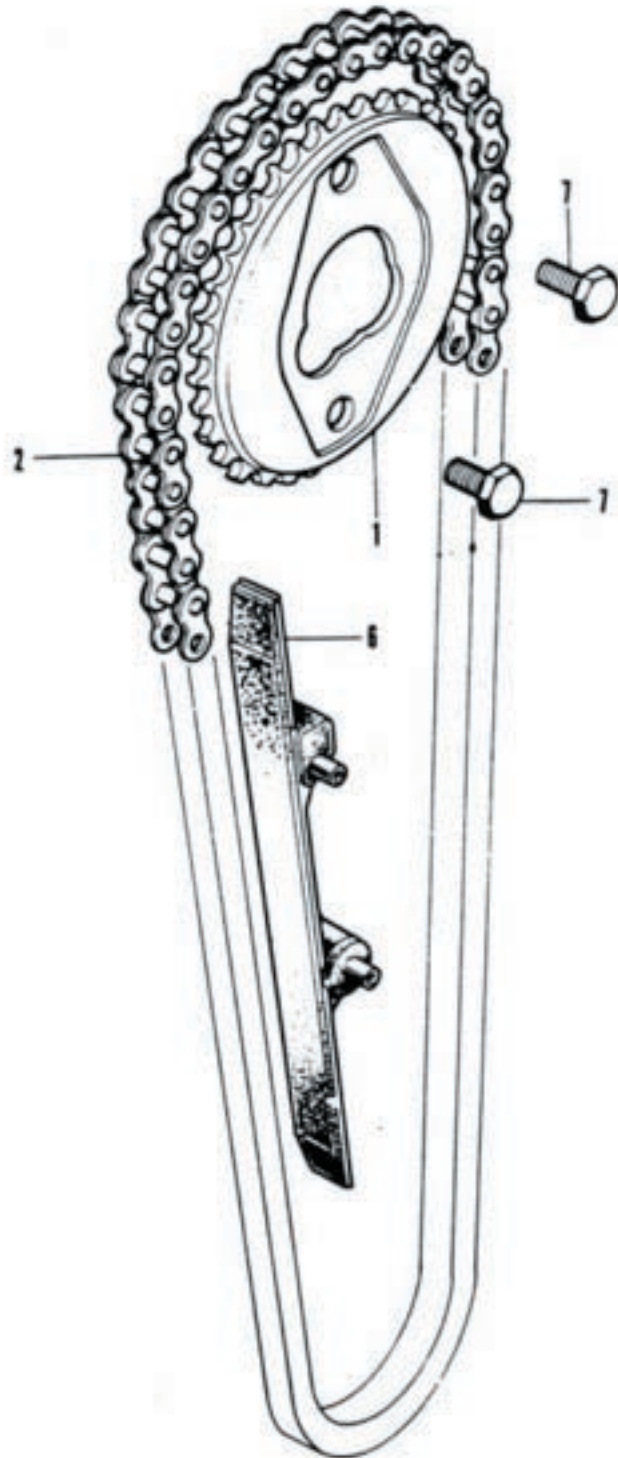
E-4 Cylinder • Piston



E-4 Cylinder - Piston

| Ref. No. | Part No. | Description | Reqd. No. | | Serial No. | Area Code |
|----------|---------------|--------------------------------|-----------|--------|------------|-----------|
| | | | CB500 | K1 K2 | | |
| 1 | 12100-323-000 | CYLINDER COMP. | 1 | 1 1 | | |
| 2 | 12191-323-000 | GASKET, CYLINDER | 1 | 1 1 | | |
| 3 | 12238-323-000 | VALVE, OIL CONTROL | 2 | 2 2 | | |
| 4 | 13011-323-003 | RING SET, PISTON (STD. NIPPON) | 4 | 4 | | |
| | 13011-323-013 | | | | | |
| | 13011-323-004 | RING SET, PISTON (STD. RIKEN) | 4 | 4 | | |
| | 13011-323-014 | | | | | |
| | 13021-323-003 | RING SET, PISTON (0.25 NIPPON) | (4) | (4) | | |
| | 13021-323-013 | | | | | |
| | 13021-323-004 | RING SET, PISTON (0.25 RIKEN) | (4) | (4) | | |
| | 13021-323-014 | | | | | |
| | 13031-323-003 | RING SET, PISTON (0.50 NIPPON) | (4) | (4) | | |
| | 13031-323-013 | | | | | |
| | 13031-323-004 | RING SET, PISTON (0.50 RIKEN) | (4) | (4) | | |
| | 13031-323-014 | | | | | |
| | 13041-323-003 | RING SET, PISTON (0.75 NIPPON) | (4) | (4) | | |
| | 13041-323-013 | | | | | |
| | 13041-323-004 | RING SET, PISTON (0.75 RIKEN) | (4) | (4) | | |
| | 13041-323-014 | | | | | |
| | 13051-323-003 | RING SET, PISTON (1.00 NIPPON) | (4) | (4) | | |
| | 13051-323-013 | | | | | |
| | 13051-323-004 | RING SET, PISTON (1.00 RIKEN) | (4) | (4) | | |
| | 13051-323-014 | | | | | |
| 5 | 13011-323-013 | RING SET, PISTON (STD. NIPPON) | 4 | 4 4 | | |
| | 13011-323-014 | RING SET, PISTON (STD. RIKEN) | 4 | 4 4 | | |
| | 13021-323-013 | RING SET, PISTON (0.25 NIPPON) | (4) | (4)(4) | | |
| | 13021-323-014 | RING SET, PISTON (0.25 RIKEN) | (4) | (4)(4) | | |
| | 13031-323-013 | RING SET, PISTON (0.50 NIPPON) | (4) | (4)(4) | | |
| | 13031-323-014 | RING SET, PISTON (0.50 RIKEN) | (4) | (4)(4) | | |
| | 13041-323-013 | RING SET, PISTON (0.75 NIPPON) | (4) | (4)(4) | | |
| | 13041-323-014 | RING SET, PISTON (0.75 RIKEN) | (4) | (4)(4) | | |
| | 13051-323-013 | RING SET, PISTON (1.00 NIPPON) | (4) | (4)(4) | | |
| | 13051-323-014 | RING SET, PISTON (1.00 RIKEN) | (4) | (4)(4) | | |
| 6 | 13101-323-000 | PISTON (STD.) | 4 | 4 4 | | |
| | 13102-323-000 | PISTON (0.25) | (4) | (4)(4) | | |
| | 13103-323-000 | PISTON (0.50) | (4) | (4)(4) | | |
| | 13104-323-000 | PISTON (0.75) | (4) | (4)(4) | | |
| | 13105-323-000 | PISTON (1.00) | (4) | (4)(4) | | |
| 7 | 13111-286-000 | PIN, PISTON | 4 | 4 4 | | |
| 8 | 91309-035-000 | O-RING, 11X2.5 | 2 | 2 2 | | |
| 9 | 91304-286-000 | O-RING, 61.8X2.0 | 4 | 4 4 | | |
| 10 | 94301-12180 | PIN, KNOCK, 12X18 | 2 | 2 2 | | |
| 11 | 94601-15000 | CLIP, PISTON PIN, 15MM | 8 | 8 8 | | |

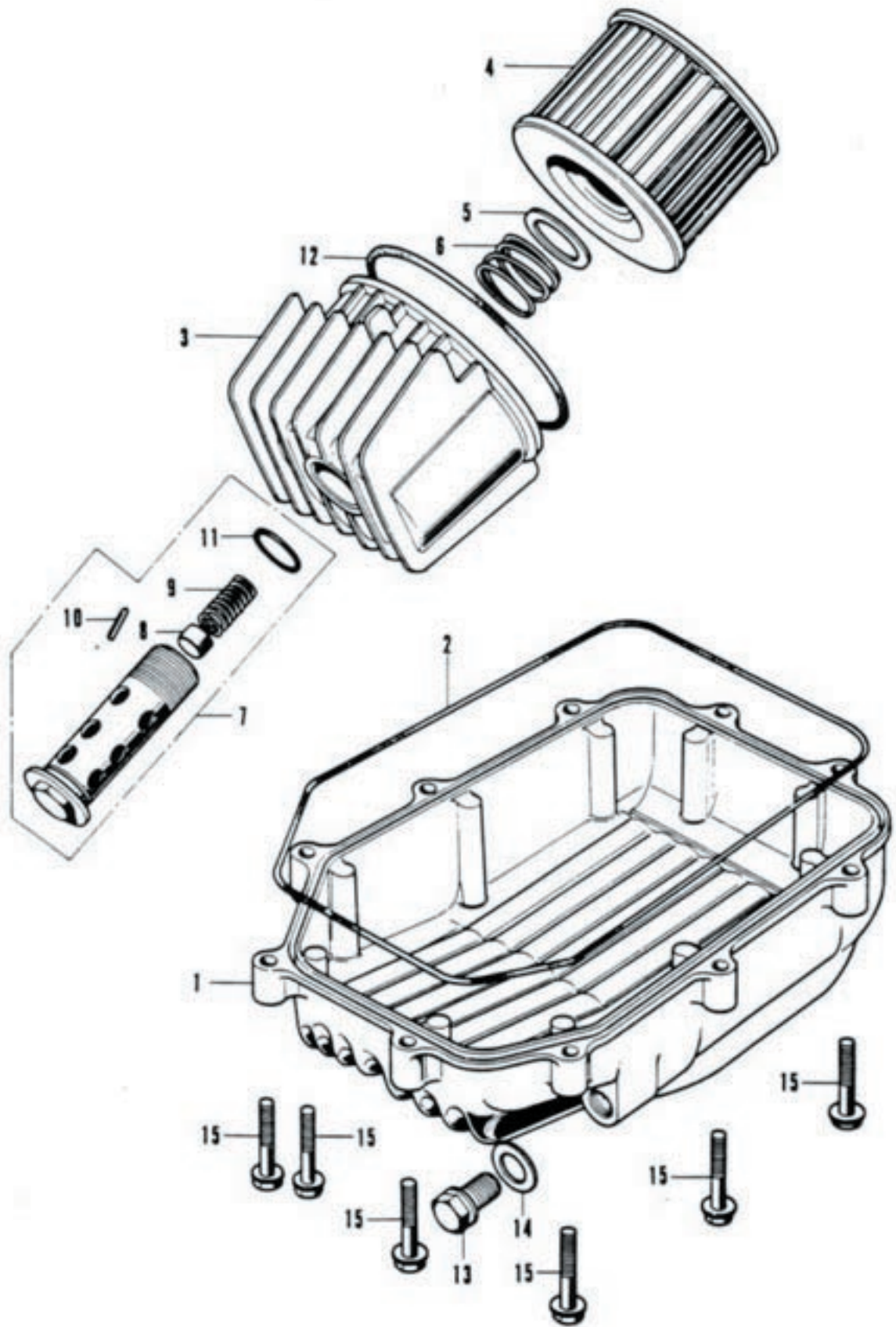
E-5 Cam Chain • Tensioner



E-5 Cam Chain - Tensioner

| Ref. No. | Part No. | Description | Reqd. No. | | Serial No. | Area Code |
|----------|---------------|------------------------------|-----------|-------|------------|-----------|
| | | | CB500 | K1 K2 | | |
| 1 | 14321-323-000 | SPROCKET, CAM | 1 | 1 1 | | |
| 2 | 14401-323-003 | CHAIN, CAM | 1 | 1 1 | | |
| 3 | 14500-323-000 | TENSIONER COMP., CAM CHAIN | 1 | 1 1 | | |
| 4 | 14501-323-000 | DAMPER, CAM CHAIN TENSIONER | 2 | 2 2 | | |
| 5 | 14520-323-000 | SLIPPER, CAM CHAIN TENSIONER | 1 | 1 1 | | |
| 6 | 14611-323-000 | GUIDE, CAM CHAIN | 1 | 1 1 | | |
| 7 | 90081-246-000 | BOLT, HEX., KNOCK, 7X12 | 2 | 2 2 | | |
| 8 | 90442-035-000 | WASHER, SEALING, 6MM | 1 | 1 1 | | |
| 9 | 90481-250-000 | WASHER &, 6.5MM | 1 | 1 1 | | |
| 10 | 91305-323-000 | O-RING, 5.8X1.9 | 1 | 1 1 | | |
| 11 | 94001-06000 | NUT, HEX., 6MM | 1 | 1 1 | | |
| 12 | 95700-06022 | BOLT, FLANGE, 6X22 | 1 | 1 1 | | |

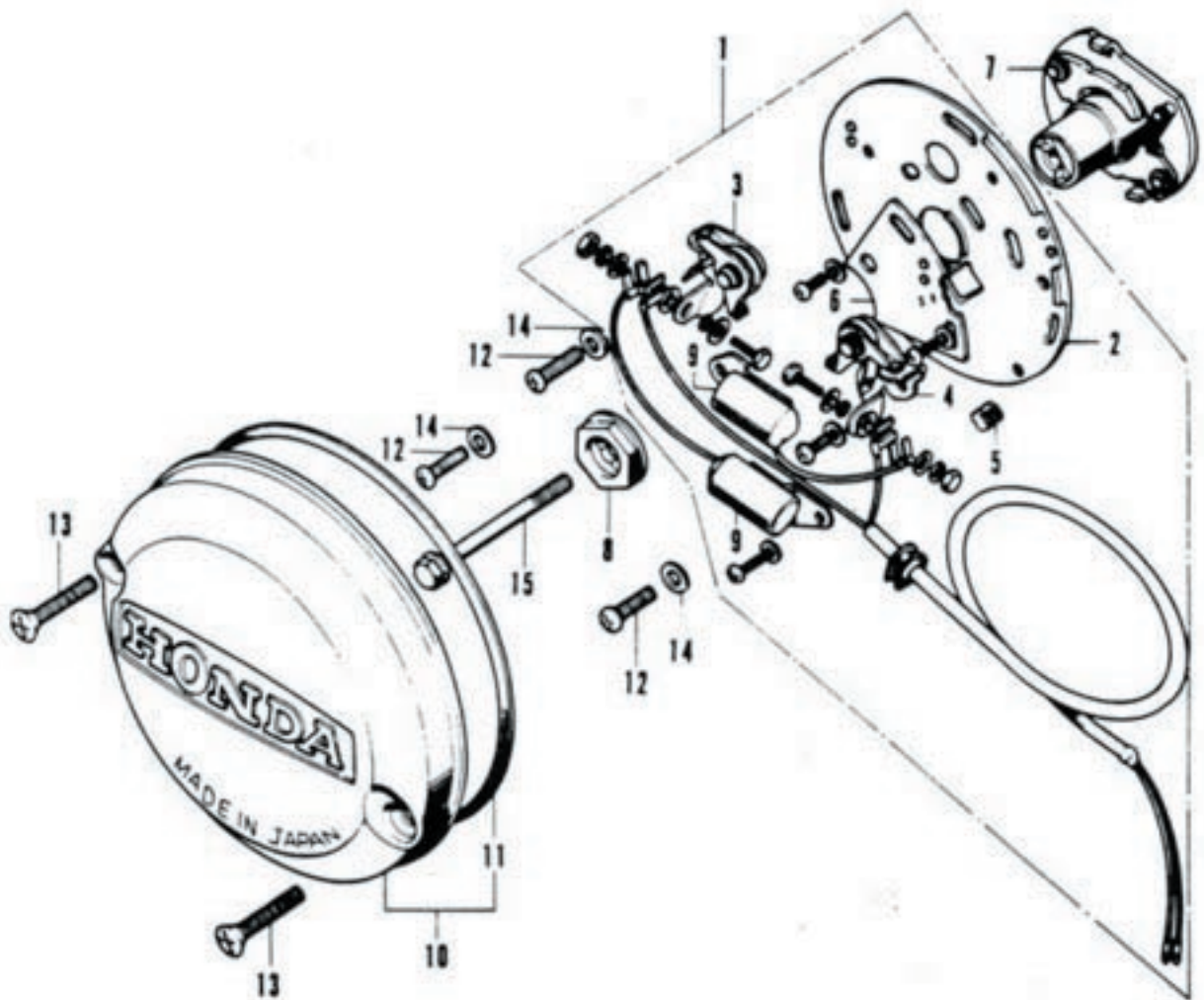
E-6 Oil Filter • Oil Pan



E-6 Oil Filter • Oil Pan

| Ref. No. | Part No. | Description | Reqd. No. | | Serial No. | Area Code |
|----------|---------------|-------------------------------------|-----------|-------|------------|-----------|
| | | | CB500 | K1 K2 | | |
| 1 | 11210-323-000 | PAN; OIL | 1 | 1 1 | | |
| 2 | 11398-323-000 | GASKET; OIL PAN | 1 | 1 1 | | |
| 3 | 15411-300-010 | CASE; OIL FILTER | 1 | 1 1 | | |
| 4 | 15412-300-024 | ELEMENT; OIL FILTER (TOKYO ROKI) | 1 | 1 1 | | |
| 5 | 15414-300-000 | SEAT; OIL FILTER SPRING | 1 | 1 1 | | |
| 6 | 15415-300-000 | SPRING; OIL FILTER ELEMENT SET | 1 | 1 1 | | |
| 7 | 15420-300-020 | BOLT COMP.; OIL FILTER CENTER | 1 | 1 1 | | |
| 8 | 15473-300-300 | VALVE; CHECK | 1 | 1 1 | | |
| 9 | 15474-300-310 | SPRING; CHECK VALVE | 1 | 1 1 | | |
| 10 | 15477-300-300 | PIN; SPRING SET | 1 | 1 1 | | |
| 11 | 91304-028-000 | O-RING; 15X2.5 | 1 | 1 1 | | |
| 12 | 91316-300-003 | O-RING; 89X4.5 | 1 | 1 1 | | |
| | 91316-300-005 | O-RING; 89X4.5 | 1 | 1 1 | | |
| 13 | 92800-12000 | BOLT; DRAIN PLUG; 12MM | 1 | 1 1 | | |
| 14 | 94109-12000 | WASHER; DRAIN PLUG 12MM | 1 | 1 1 | | |
| 15 | 95700-06032 | BOLT; FLANGE; 6X32 | 10 | 10 10 | | |

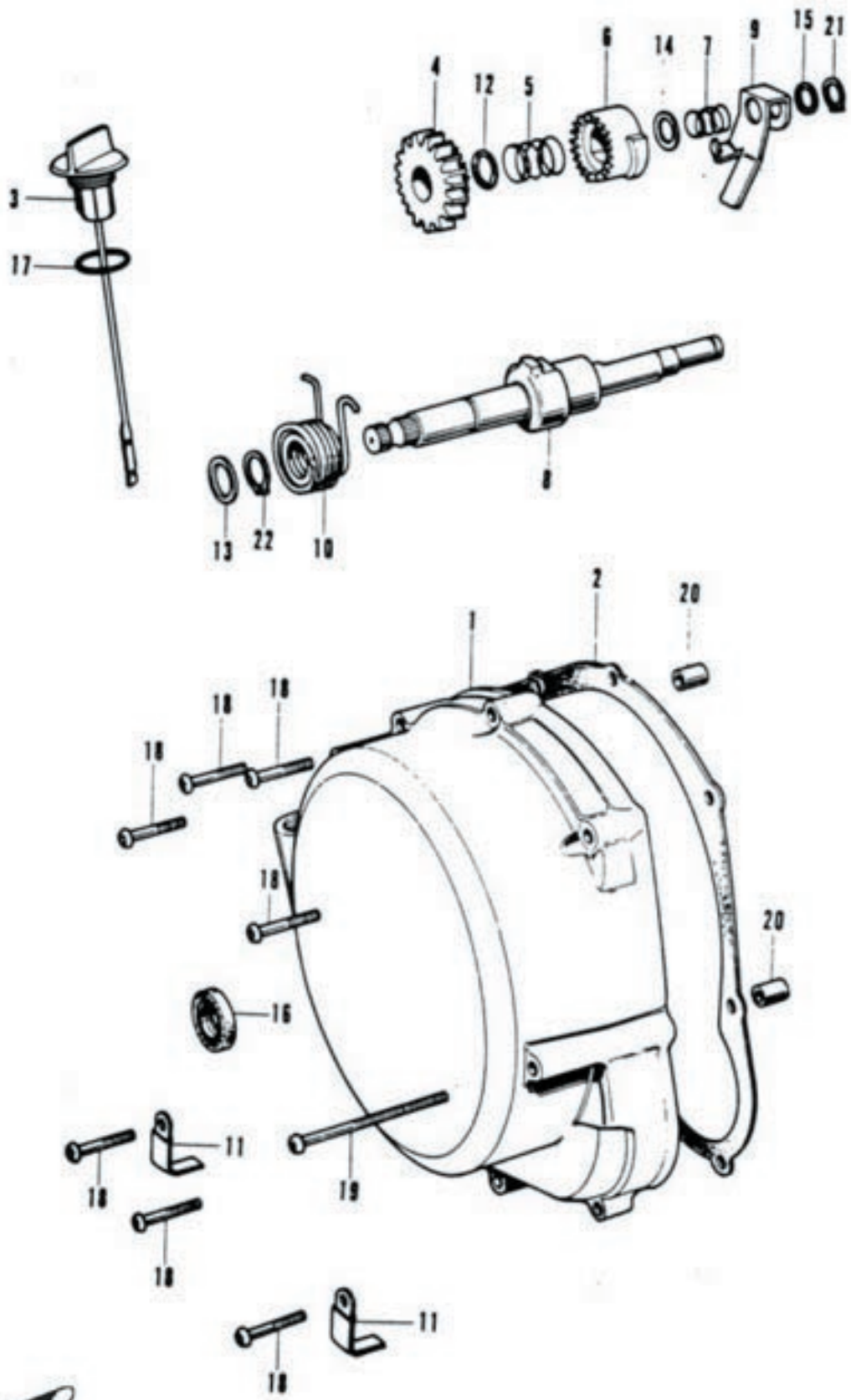
E-7 Contact Breaker • Spark Advancer



E-7 Contact Breaker • Spark Advancer

| Ref. No. | Part No. | Description | Reqd. No. | | Serial No. | Area Code |
|----------|----------------|---|-----------|-------|------------|-----------|
| | | | CB500 | K1 K2 | | |
| 1 | 30200-323-005 | BREAKER ASSY., CONTACT (HITACHI) | 1 | 1 1 | | |
| | 30200-323-154 | BREAKER ASSY., CONTACT (TOYO) | 1 | 1 1 | | |
| 2 | 30201-300-015 | PLATE, CONTACT BREAKER BASE (HITACHI) | 1 | 1 1 | | |
| | 30201-300-154 | PLATE, CONTACT BREAKER BASE (TOYO) | 1 | 1 1 | | |
| 3 | 30203-300-005 | BREAKER, 144 CYLINDER CONTACT (HITACHI) | 1 | 1 1 | | |
| | 30203-300-154 | BREAKER, 144 CYLINDER CONTACT (TOYO) | 1 | 1 1 | | |
| 4 | 30204-300-005 | BREAKER, 243 CYLINDER CONTACT (HITACHI) | 1 | 1 1 | | |
| | 30204-300-154 | BREAKER, 243 CYLINDER CONTACT (TOYO) | 1 | 1 1 | | |
| 5 | 30205-003-005 | FELT, OIL (HITACHI) | 1 | 1 1 | | |
| | 30205-300-154 | FELT, OIL (TOYO) | 1 | 1 1 | | |
| 6 | 30215-300-005 | PLATE, BREAKER SHIFT | 1 | 1 1 | | |
| | 30215-300-154 | PLATE, BREAKER SHIFT (TOYO) | 1 | 1 1 | | |
| 7 | 30220-323-005 | ADVANCER ASSY., SPARK (HITACHI) | 1 | 1 1 | | |
| | 30220-323-154 | ADVANCER ASSY., SPARK (TOYO) | 1 | 1 1 | | |
| 8 | 30233-300-000 | WASHER, SPECIAL | 1 | 1 1 | | |
| 9 | 30250-300-005 | CONDENSER COMP. (HITACHI) | 2 | 2 2 | | |
| | 30250-300-154 | CONDENSER COMP. (TOYO) | 2 | 2 2 | | |
| 10 | 30370-323-000 | COVER COMP., POINT | 1 | 1 1 | | |
| 11 | 30372-300-300 | GASKET, POINT COVER | 1 | 1 1 | | |
| 12 | 93500-05012-0A | SCREW, PAN, 5X12 | 3 | 3 3 | | |
| 13 | 93700-06032 | SCREW, OVAL, 6X32 | 2 | 2 2 | | |
| 14 | 94101-05000 | WASHER, PLAIN, 5MM | 3 | 3 3 | | |
| 15 | 95700-06055 | BOLT, FLANGE, 6X55 | 1 | 1 1 | | |

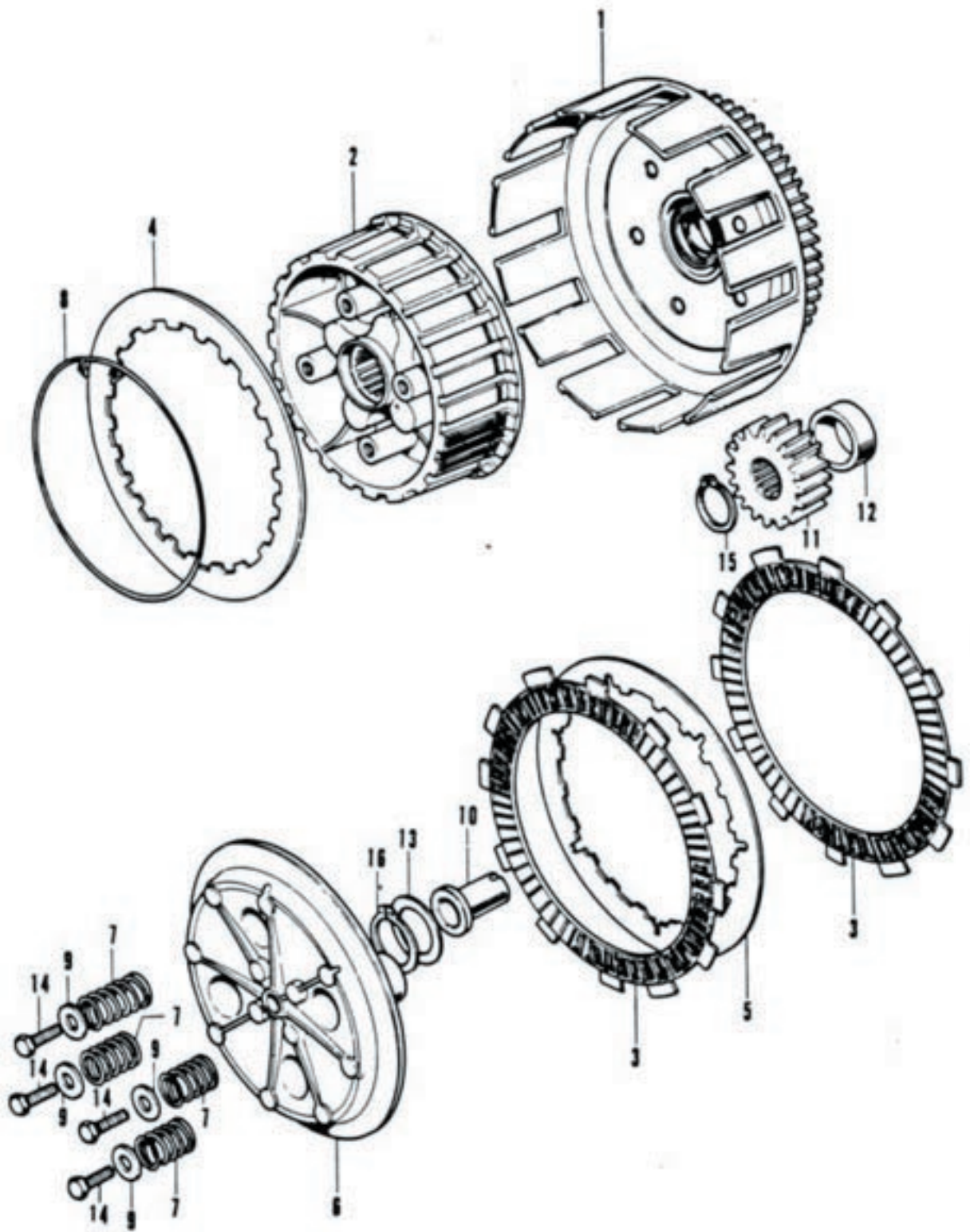
E-8 Right Crankcase Cover - Kick Spindle



E-8 Right Crankcase Cover - Kick Spindle

| Ref. No. | Part No. | Description | Reqd. No. | | Serial No. | Area Code |
|----------|---------------|-------------------------------|-----------|-------|------------|-----------|
| | | | CB500 | K1 K2 | | |
| 1 | 11331-323-000 | COVER COMP. RIGHT CRANKCASE | 1 | | 1018727 | |
| | 06111-323-000 | COVER KIT, RIGHT CRANKCASE | 1 | | 1018727 | |
| | 11331-323-010 | COVER COMP., RIGHT CRANKCASE | 1 | 1 1 | 1018728 | |
| 2 | 11394-323-000 | GASKET, RIGHT CRANKCASE COVER | 1 | | 1018727 | |
| | 11394-323-010 | GASKET, RIGHT CRANKCASE COVER | 1 | 1 1 | 1018728 | |
| 3 | 15650-323-000 | GAUGE, OIL LEVEL | 1 | 1 1 | | |
| 4 | 28211-323-000 | PINION, KICK STARTER | 1 | 1 1 | | |
| 5 | 28215-216-000 | SPRING, STARTER PINION SET | 1 | 1 1 | | |
| 6 | 28221-310-010 | RATCHET, KICK STARTER | 1 | 1 1 | | |
| 7 | 28223-216-000 | SPRING, KICK STARTER RATCHET | 1 | 1 1 | | |
| 8 | 28251-323-000 | SPINDLE, KICK STARTER | 1 | 1 1 | | |
| 9 | 28258-310-010 | PLATE, RATCHET GUIDE | 1 | 1 1 | | |
| 10 | 28261-323-000 | SPRING, KICK STARTER | 1 | 1 1 | | |
| 11 | 32111-323-000 | CLAMPER, CORD | 2 | 2 2 | | |
| 12 | 90451-216-000 | WASHER, THRUST, 20MM | 1 | 1 1 | | |
| 13 | 90453-286-003 | WASHER, 18MM (KOYO) | 1 | 1 1 | | |
| 14 | 90454-200-000 | WASHER, THRUST, 15MM | 1 | 1 1 | | |
| 15 | 90457-500-000 | WASHER, CAM CHAIN GUIDE | 1 | 1 1 | | |
| | | POLLER THRUST | | | | |
| 16 | 91204-286-003 | OIL SEAL, 18X29X7 | 1 | 1 1 | | |
| 17 | 91354-702-000 | O-RING, 23MM | 1 | 1 1 | | |
| 18 | 93500-06032 | SCREW, PAN, 6X32 | 9 | 9 9 | | |
| 19 | 93500-06080 | SCREW, PAN, 6X80 | 1 | 1 1 | | |
| 20 | 94301-08140 | PIN A, DOWEL, 8X14 | 2 | 2 2 | | |
| 21 | 94510-12000 | CIR CLIP, EXTERNAL, 12MM | 1 | 1 1 | | |
| 22 | 94510-18000 | CIR CLIP, EXTERNAL, 18MM | 1 | 1 1 | | |

E-9 Clutch



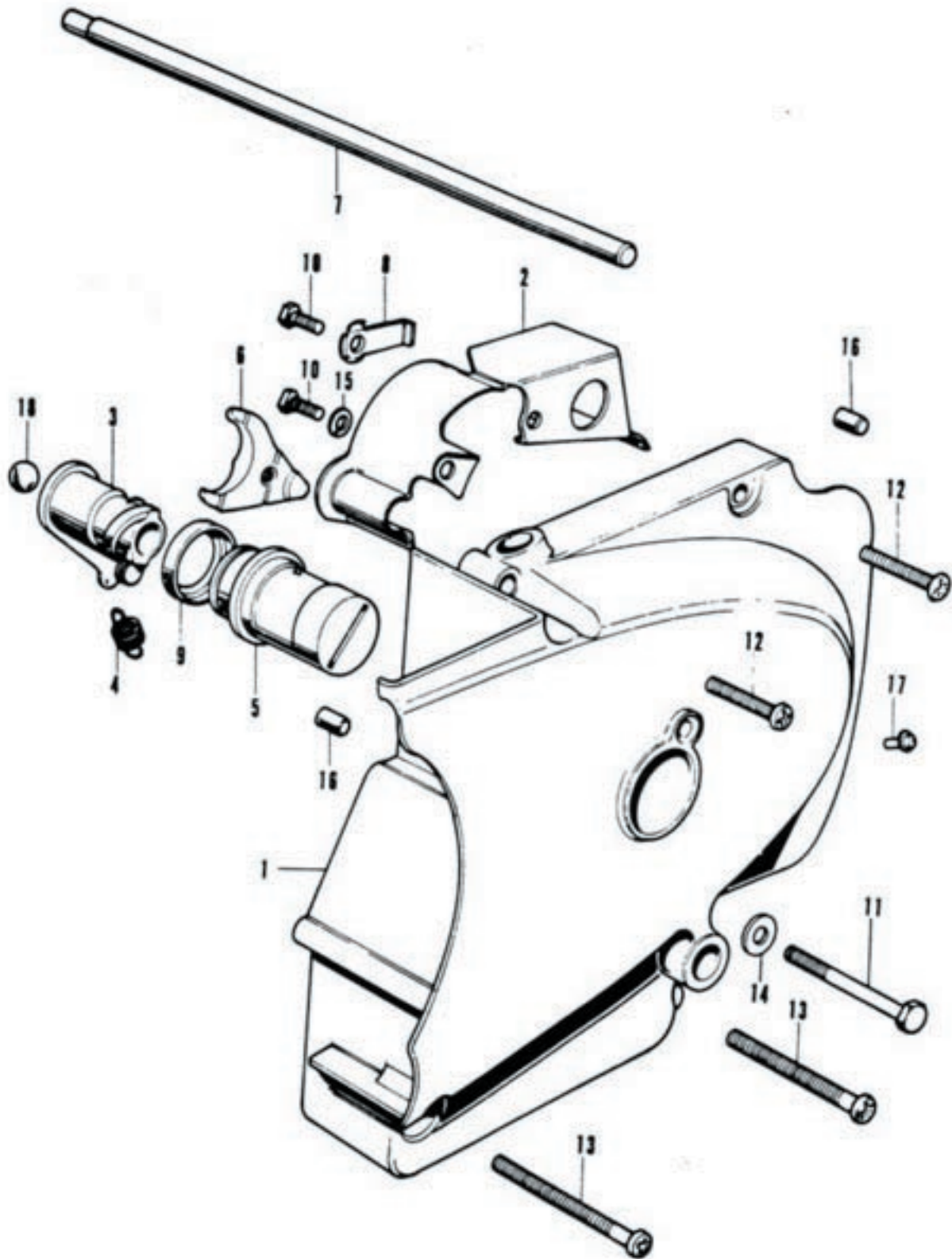
E-9 Clutch

| Ref. No. | Part No. | Description | Reqd. No. | | | Serial No. | Area Code |
|----------|---------------|--|-----------|----|----|------------|-----------|
| | | | CB500 | K1 | K2 | | |
| 1 | 22100-323-000 | OUTER COMP., CLUTCH | 1 | 1 | 1 | | |
| 2 | 22120-323-000 | CENTER COMP., CLUTCH | 1 | | | | 1021198 |
| | 22120-323-010 | CENTER COMP., CLUTCH | 1 | 1 | 1 | 1021199 | |
| 3 | 22201-323-000 | DISK, CLUTCH FRICTION 22201-323-010 | 7 | | | | 1018727 |
| | 22201-323-010 | DISK, CLUTCH FRICTION | 7 | 7 | 7 | 1018728 | |
| 4 | 22311-286-000 | PLATE A, CLUTCH | 1 | | | | 1021198 |
| 5 | 22321-286-000 | PLATE B, CLUTCH 22321-357-010 | 6 | | | | 1019727 |
| | 22321-323-000 | PLATE B, CLUTCH | 6 | 6 | 6 | 1018728 | |
| 6 | 22350-286-000 | PLATE, CLUTCH PRESSURE | 1 | 1 | 1 | | |
| 7 | 22401-275-000 | SPRING, CLUTCH | 4 | | | | 2112144 |
| | 22401-323-003 | SPRING, CLUTCH | | 4 | 4 | 2112145 | |
| 8 | 22431-259-000 | RING, CLUTCH PLATE STOPPER | 1 | | | | 1021194 |
| 9 | 90481-259-000 | WASHER, 6X19 | 4 | | | | 1021198 |
| | 22501-323-000 | WASHER, 6X19 | 4 | 4 | 4 | 1021199 | |
| 10 | 22838-323-000 | PIECE, CLUTCH LIFTER JOINT | 1 | 1 | 1 | | |
| 11 | 23103-323-000 | GEAR, PRIMARY DRIVE (23T) | 1 | 1 | 1 | | |
| 12 | 23105-323-000 | COLLAR, 22X13.6 | 1 | 1 | 1 | | |
| 13 | 90458-323-000 | SPACER, 0.1MM | N | | | | 1021198 |
| | 90459-323-000 | SPACER, 0.3MM | N | | | | 1021198 |
| | 90460-323-000 | SPACER, 0.5MM | N | | | | 1021198 |
| | 90458-323-010 | SPACER, 0.1MM | N | N | N | 1021199 | |
| | 90459-323-010 | SPACER, 0.3MM | N | N | N | 1021199 | |
| | 90460-323-010 | SPACER, 0.5MM | N | N | N | 1021199 | |
| 14 | 92020-06020 | BOLT, HEX., 6X20 | 4 | 4 | 4 | | |
| 15 | 94510-20000 | CIR CLIP, EXTERNAL, 20MM | 1 | 1 | 1 | | |
| 16 | 94510-25150 | CIR CLIP, EXTERNAL, 25MM | 1 | 1 | 1 | | |

E-10 A.C. Generator

| Ref. No. | Part No. | Description | Reqd. No. | | Serial No. | Area Code |
|----------|---------------|---|-----------|-------|------------|-----------|
| | | | CB500 | K1 K2 | | |
| 1 | 11631-323-000 | COVER A; DYNAMO | 1 | 1 1 | | |
| 2 | 11632-323-003 | COVER B; DYNAMO (UEHAPA) | 1 | 1 1 | | |
| 3 | 11633-323-000 | PUSH ON FIX; J TYPE | 3 | 3 3 | | |
| 4 | 11691-323-000 | GASKET; DYNAMO COVER | 1 | 1 1 | | |
| 5 | 31101-323-005 | ROTOR COMP. (HITACHI) | 1 | 1 1 | | |
| 6 | 31102-323-005 | STATOR COMP. (HITACHI) 31102-323-305 | 1 | | | 1033424 |
| | 31102-323-305 | STATOR COMP. (HITACHI) | 1 | | | 1033424 |
| | 31102-323-015 | STATOR COMP. (HITACHI) | 1 | | 1033425 | |
| | 31102-323-025 | STATOR COMP. (HITACHI) | | 1 1 | | |
| 7 | 31103-323-005 | COIL COMP.; FIELD (HITACHI) | 1 | 1 1 | | |
| 8 | 35752-323-000 | STATOR; NEUTRAL SWITCH | 1 | 1 1 | | |
| 9 | 35753-323-000 | ROTOR; NEUTRAL SWITCH | 1 | 1 1 | | |
| 10 | 90014-323-000 | BOLT; HEX.; 10X35 90014-333-000 | 1 | 1 | | 2034711 |
| | 90014-333-000 | BOLT; UBS; 10X32 | | 1 1 | 2034712 | |
| 11 | 90401-551-000 | WASHER; 10X30X3.5 | 1 | 1 | | 2034711 |
| 12 | 93500-06012 | SCREW; PAN; 6X12 | 1 | 1 1 | | |
| 13 | 93500-06016 | SCREW; PAN; 6X16 | 3 | 3 3 | | |
| 14 | 93500-06020 | SCREW; PAN; 6X20 | 1 | 1 1 | | |
| 15 | 93500-06028 | SCREW; PAN; 6X28 | 3 | 3 3 | | |
| 16 | 93500-06032 | SCREW; PAN; 6X32 | 2 | 2 2 | | |
| 17 | 93500-06065 | SCREW; PAN; 6X65 | 2 | 2 2 | | |
| 18 | 94101-06000 | WASHER; PLAIN; 6MM | 1 | 1 1 | | |
| 19 | 94301-08140 | PIN A; DOWEL; 8X14 | 2 | 2 2 | | |

E-11 Left Crankcase Cover



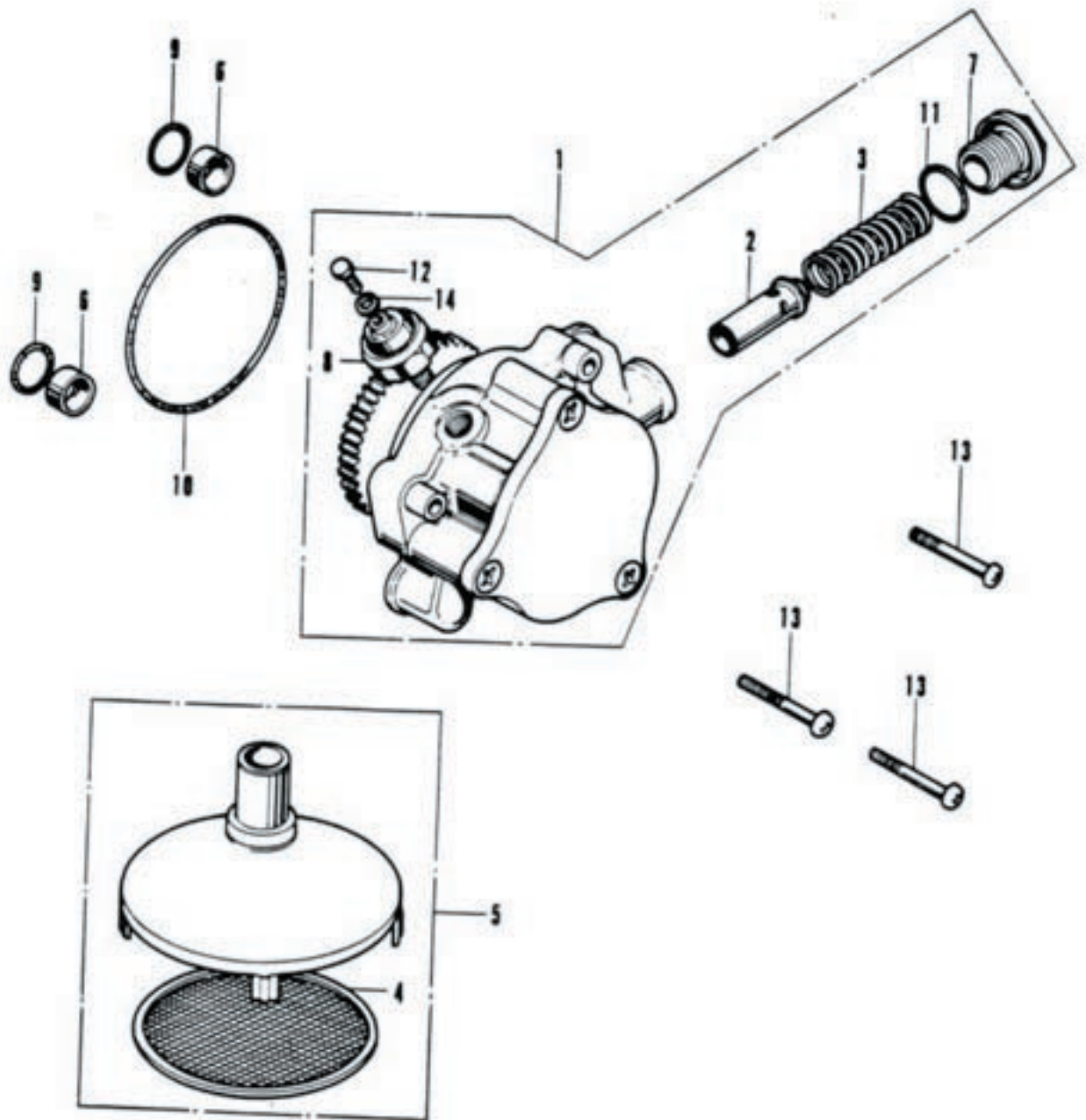
E-11 Left Crankcase Cover

| Ref. No. | Part No. | Description | Reqd. No. | | Serial No. | Area Code |
|----------|---------------|---------------------------------------|-----------|-------|------------|-----------|
| | | | CB500 | K1 K2 | | |
| 1 | 11341-323-000 | COVER COMP., LEFT CRANKCASE | 1 | 1 1 | | |
| 2 | 11353-323-000 | PROTECTOR, CASE 11353-363-000 | 1 | | | |
| | 11353-363-000 | PROTECTOR, CASE | | 1 1 | | |
| 3 | 22810-323-000 | THREAD COMP., CLUTCH LIFTER | 1 | 1 1 | | |
| 4 | 22815-323-000 | SPRING, CLUTCH LEVER 22815-283-000 | 1 | | | |
| | 22815-283-000 | SPRING, CLUTCH LEVER | | 1 1 | | |
| 5 | 22841-266-000 | ADJUSTER, CLUTCH | 1 | 1 1 | | |
| 6 | 22844-323-000 | PEACE, ADJUSTER FIXING | 1 | 1 1 | | |
| 7 | 22850-292-020 | ROD, CLUTCH LIFTER 22850-323-000 | 1 | | | 1018727 |
| | 22850-323-000 | ROD, CLUTCH LIFTER | 1 | 1 1 | | 1018728 |
| 8 | 90532-323-000 | WASHER, TONGUED, 6MM | 1 | 1 1 | | |
| 9 | 91205-200-000 | OIL SEAL, 22X26X29X8 | 1 | 1 1 | | |
| 10 | 92000-06016 | BOLT, HEX., 6X16 | 2 | 2 2 | | |
| 11 | 92000-06045 | BOLT, HEX., 6X45 | 1 | 1 1 | | |
| 12 | 93500-06032 | SCREW, PAN, 6X32 | 2 | 2 2 | | |
| 13 | 93500-06055 | SCREW, PAN, 6X55 | 2 | 2 2 | | |
| 14 | 94101-06000 | WASHER, PLAIN, 6MM | 1 | 1 1 | | |
| 15 | 94111-06000 | WASHER, SPRING, 6MM | 1 | 1 1 | | |
| 16 | 94302-06100 | PIN, KNOCK, 6X108 | 2 | 2 2 | | |
| 17 | 96201-30001 | NIPPLE, GREASE, 4.45 | 1 | 1 1 | | |
| 18 | 96211-10000 | BALL, STEEL, #10 | 1 | 1 1 | | |

E-12 Starting Motor

| Ref. No. | Part No. | Description | Reqd. No. | | Serial No. | Area Code |
|----------|----------------|--------------------------------|-----------|-------|------------|-----------|
| | | | CB500 | K1 K2 | | |
| 1 | 28101-323-000 | GEAR, STARTER REDUCTION | 1 | 1 1 | | |
| 2 | 28106-323-000 | SHAFT, STARTER REDUCTION GEAR | 1 | 1 1 | | |
| 3 | 31200-323-013 | MOTOR ASSY., STARTING | 1 | 1 1 | | |
| 4 | 31201-292-158 | BRUSH SET, CARBON (MITSUBA) | 2 | 2 2 | | |
| 5 | 31204-292-158 | SPRING, CARBON BRUSH (MITSUBA) | 2 | 2 2 | | |
| 6 | 31206-286-158 | O-RING (MITSUBA) | 1 | 1 1 | | |
| 7 | 31280-323-000 | COVER COMP., STARTING MOTOR | 1 | 1 1 | | |
| 8 | 31282-323-300 | PACKING, STARTING MOTOR COVER | 1 | 1 1 | | |
| 9 | 32411-253-000 | COVER, STARTING MOTOR TERMINAL | 2 | 2 2 | | |
| 10 | 90433-283-000 | WASHER, LOCK, 6MM | 1 | 1 1 | | |
| 11 | 91309-300-000 | O-RING, 24.4x3.1 | 1 | 1 1 | | |
| 12 | 92000-06012-02 | BOLT, HEX., 6X12 | 2 | 2 2 | | |
| 13 | 92000-06012 | BOLT, HEX., 6X12 | 1 | 1 1 | | |
| 14 | 94101-06200 | WASHER, PLAIN, 6MM | 2 | 2 2 | | |
| 15 | 95700-06055 | BOLT, FLANGE, 6X55 | 2 | 2 2 | | |

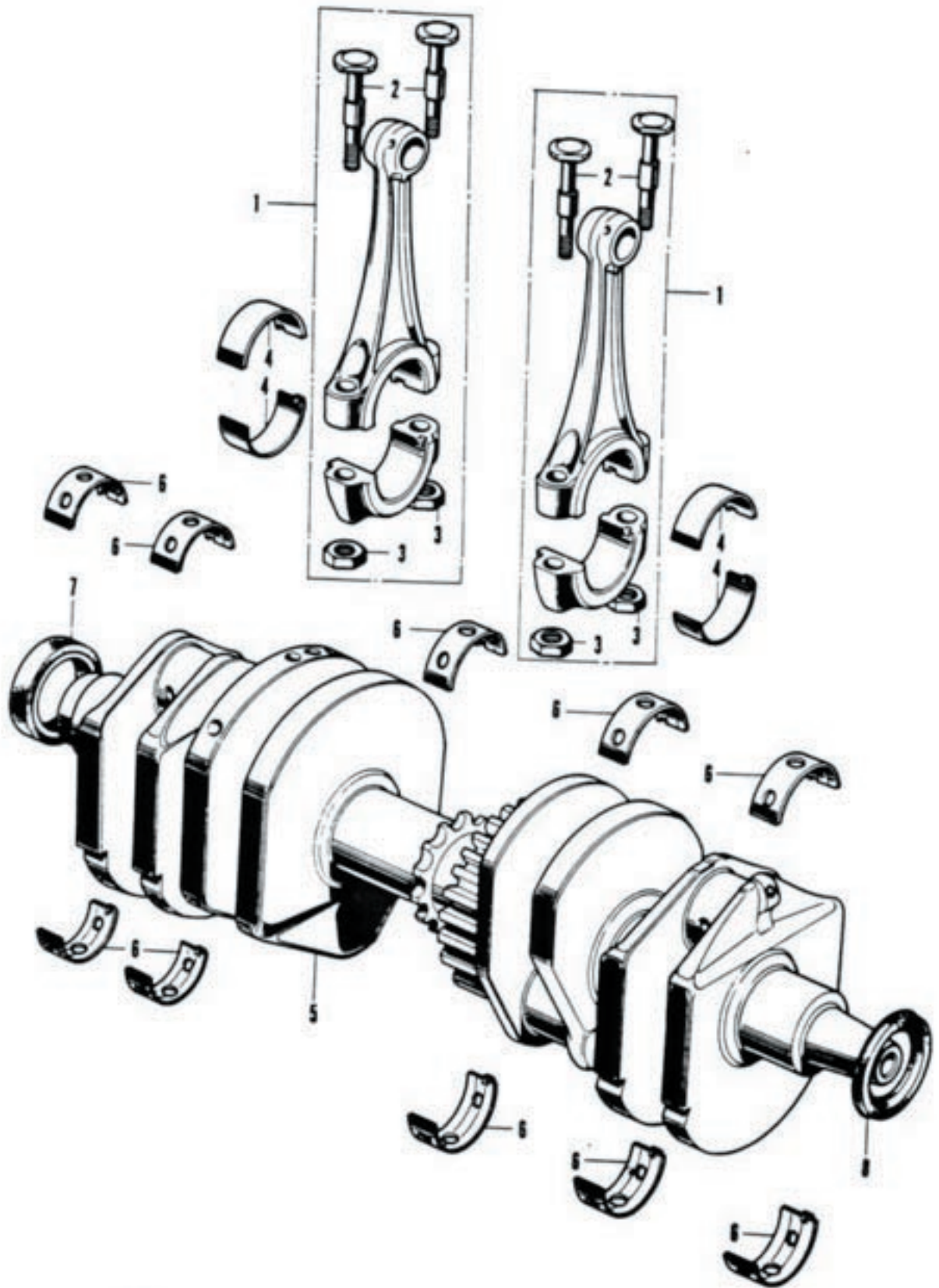
E-13 Oil Pump



E-13 Oil Pump

| Ref. No. | Part No. | Description | Reqd. No. | | Serial No. | Area Code |
|----------|----------------|---------------------------------|-----------|-------|------------|-----------|
| | | | CB500 | K1 K2 | | |
| 1 | 15100-323-003 | PUMP ASSY.+ OIL (YAMADA) | 1 | 1 1 | | |
| 2 | 15140-300-010 | VALVE+ RELIEF | 1 | 1 1 | | |
| 3 | 15145-300-000 | SPRING+ RELIEF VALVE | 1 | 1 1 | | |
| 4 | 15150-300-000 | SCREEN+ OIL STRAINER | 1 | 1 1 | | |
| 5 | 15150-323-000 | STRAINER ASSY.+ OIL | 1 | 1 1 | | |
| 6 | 15155-323-000 | COLLAR+ O-RING | 2 | 2 2 | | |
| 7 | 15331-323-003 | CAP+ OIL PATH | 1 | 1 1 | | |
| 8 | 35500-300-000 | SWITCH ASSY.+ OIL PRESSURE | 1 | 1 1 | | 2165345 |
| | 35500-333-014 | SWITCH ASSY.+ OIL PRESSURE (ND) | 1 | | 2165346 | |
| 9 | 91301-268-020 | O-RING+ 14MM | 2 | 2 2 | | |
| 10 | 91302-250-010 | O-RING+ 47MM | 1 | 1 1 | | |
| 11 | 91315-044-000 | O-RING+ 19.4X2.8 | 1 | 1 1 | | |
| 12 | 92000-04006-0A | BOLT+ HEX.+ 4X6 | 1 | 1 1 | | |
| 13 | 93500-06035 | SCREW+ PAN+ 6X35 | 3 | 3 3 | | |
| 14 | 94101-04000 | WASHER+ PLAIN+ 4MM | 1 | 1 1 | | |

E-14 Crankshaft



E-14 Crankshaft

| Ref. No. | Part No. | Description | Reqd. No. CB500 K1 K2 | Serial No. | Area Code |
|----------|---------------|--|-----------------------------|------------|-----------|
| 1 | 13203-323-000 | ROD COMP. G ₁ CONNECTING 13204-323-000 | 4 4 4 | | |
| | 13204-323-000 | ROD COMP. D ₁ CONNECTING | 4 4 4 | | |
| | 13205-323-000 | ROD COMP. E ₁ CONNECTING | 4 4 4 | | |
| | 13206-323-000 | ROD COMP. F ₁ CONNECTING | 4 4 4 | | |
| | 13207-323-000 | ROD COMP. G ₁ CONNECTING 13206-323-000 | 4 4 4 | | |
| 2 | 13213-323-300 | BOLT ₁ CONNECTING ROD 13213-333-003 | 8 8 | | 2034711 |
| | 13213-333-003 | BOLT ₁ CONNECTING ROD (TOKAI) | 8 8 | 2034712 | |
| 3 | 13214-300-000 | NUT ₁ CONNECTING ROD | 8 8 8 | | |
| 4 | 13215-323-003 | BEARING A ₁ CONNECTING ROD (0A100) | 8 8 8 | | |
| | 13216-323-003 | BEARING B ₁ CONNECTING ROD (0A100) | 8 8 8 | | |
| | 13217-323-003 | BEARING C ₁ CONNECTING ROD (0A100) | 8 8 8 | | |
| | 13218-323-003 | BEARING D ₁ CONNECTING ROD (0A100) | 8 8 8 | | |

Selection table of connecting rod big end bearing

| Crank pin allowance | | A | 35 μ +0.006 -0.004 | B | 35 μ -0.014 -0.004 |
|--------------------------|---------------------------|--------------------|---------------------------|--------------------|---------------------------|
| Connecting rod allowance | | Bearing mark color | Clearance (μ) | Bearing mark color | Clearance (μ) |
| 3 | 38 μ -0.021 +0.014 | B (BROWN) | 18-43 | A (BLACK) | 20-45 |
| 2 | 38 μ +0.014 -0.007 | C (GREEN) | 19-44 | B (BROWN) | 21-46 |
| 1 | 38 μ -0.007 -0 | D (YELLOW) | 20-45 | C (GREEN) | 22-47 |

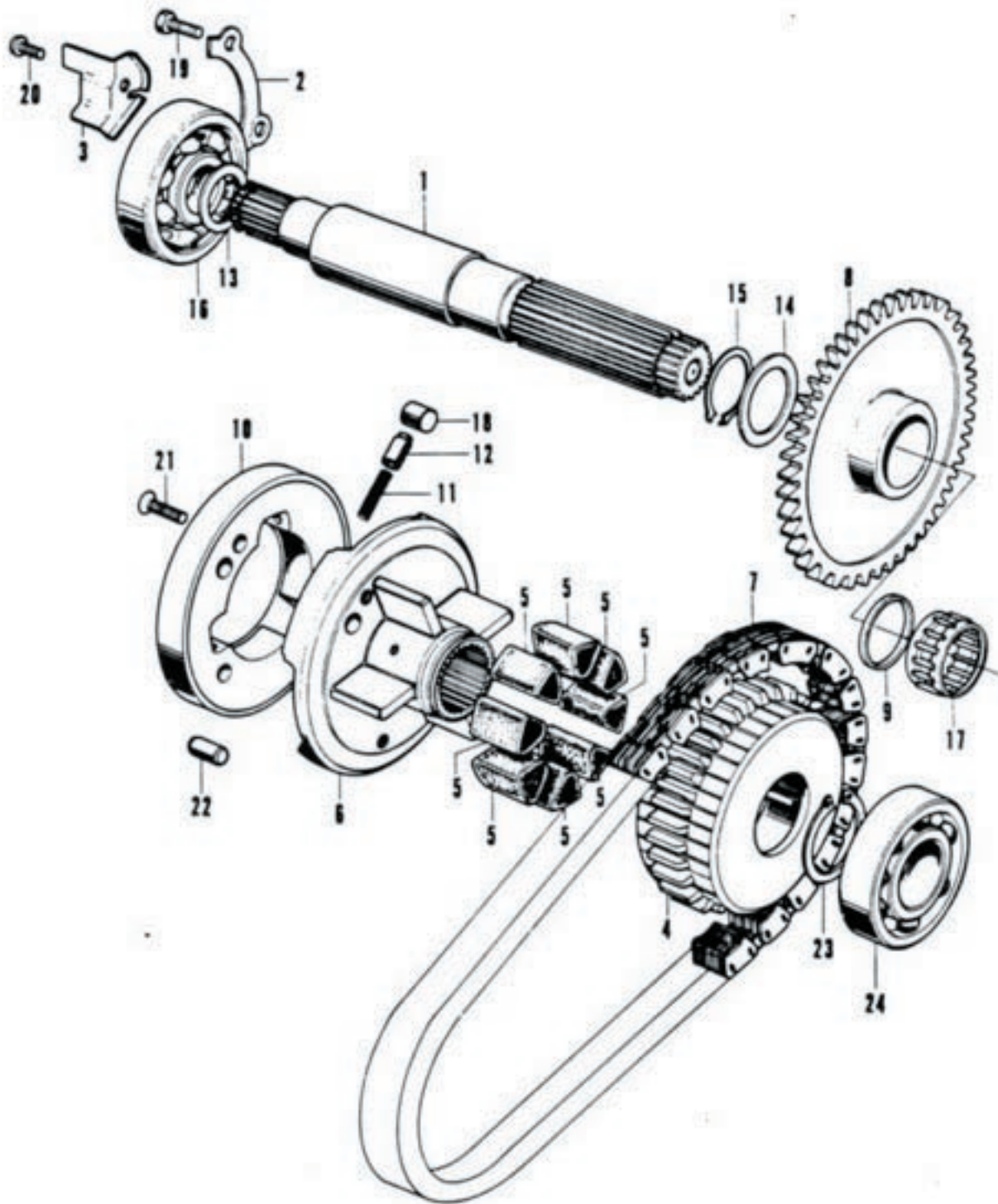
| | | | | | |
|---|---------------|-----------------------------------|----------|--|--|
| 5 | 13300-323-000 | CRANKSHAFT COMP. | 1 1 1 | | |
| 6 | 13315-323-000 | BEARING A ₁ CRANKSHAFT | 10 10 10 | | |
| | 13316-323-000 | BEARING B ₁ CRANKSHAFT | 10 10 10 | | |
| | 13317-323-000 | BEARING C ₁ CRANKSHAFT | 10 10 10 | | |
| | 13318-323-000 | BEARING D ₁ CRANKSHAFT | 10 10 10 | | |

Selection table of crankshaft journal main bearing

| Crankshaft journal allowance | | 1 | 33 μ +0 -0.010 | 2 | 33 μ -0.010 -0.020 |
|------------------------------|---------------------------|--------------------|-----------------------|--------------------|---------------------------|
| Crankcase allowance | | Bearing mark color | Clearance (μ) | Bearing mark color | Clearance (μ) |
| C | 36 μ -0.006 -0.002 | B (BROWN) | 20-46 | A (BLACK) | 22-48 |
| B | 36 μ -0.010 -0.002 | C (GREEN) | 20-46 | B (BROWN) | 22-48 |
| A | 36 μ -0.018 -0.010 | D (YELLOW) | 20-46 | C (GREEN) | 22-48 |

| | | | | | |
|---|---------------|-------------------------------|-------|--|--|
| 7 | 91201-300-003 | OIL SEAL ₁ 30X42X8 | 1 1 1 | | |
| 8 | 91201-323-005 | OIL SEAL ₁ 30X45X8 | 1 1 1 | | |

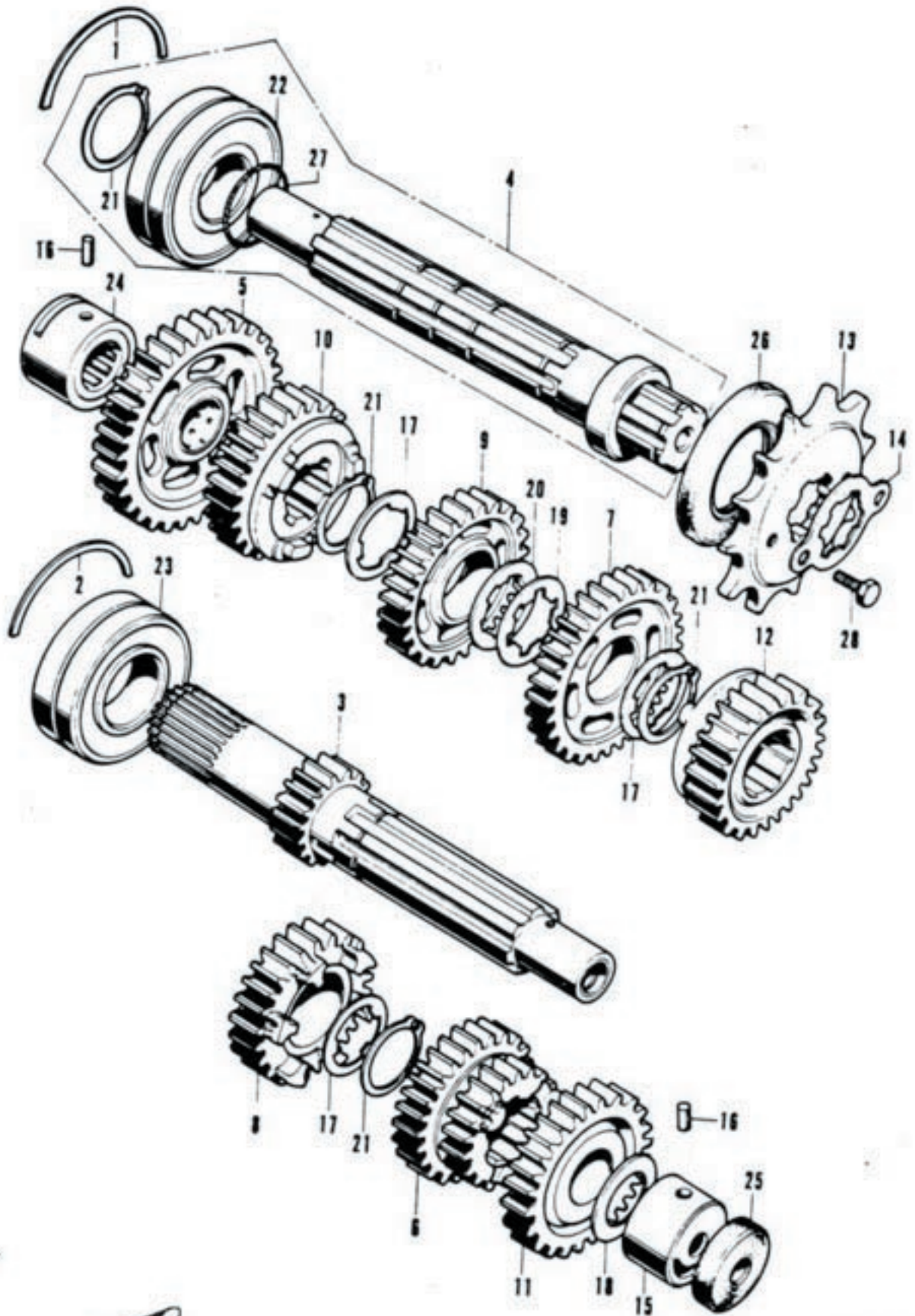
E-15 Primary Shaft



E-15 Primary Shaft

| Ref. No. | Part No. | Description | Reqd. No. | | Serial No. | Area Code |
|----------|---------------|--|-----------|-------|------------|-----------|
| | | | CB500 | K1 K2 | | |
| 1 | 23100-323-000 | SHAFT COMP., PRIMARY | 1 | 1 1 | | |
| 2 | 23102-323-000 | PLATE, BEARING SET | 1 | 1 1 | | |
| 3 | 23106-323-000 | PLATE, OIL GUIDE | 1 | 1 1 | 1018728 | |
| 4 | 23111-323-010 | SPROCKET, PRIMARY DRIVEN | 1 | 1 1 | | |
| 5 | 23114-323-000 | RUBBER, DAMPER | 8 | 8 8 | | |
| 6 | 23121-323-010 | HUB, PRIMARY DRIVE SPROCKET | 1 | 1 1 | | |
| 7 | 23131-323-003 | CHAIN, PRIMARY DRIVE | 1 | 1 1 | | |
| 8 | 28111-323-000 | GEAR, STARTING CLUTCH | 1 | 1 1 | | |
| 9 | 28112-323-000 | SPACER, 25MM | 1 | 1 1 | | |
| 10 | 28120-323-000 | OUTER, STARTING CLUTCH | 1 | 1 1 | | |
| 11 | 28125-323-000 | SPRING, STARTING CLUTCH ROLLER | 3 | 3 3 | | |
| 12 | 28126-323-000 | CAP, STARTING CLUTCH ROLLER SPRING | 3 | 3 3 | | |
| 13 | 90456-323-000 | WASHER, THRUST, 22MM | 1 | 1 1 | | |
| 14 | 90555-700-000 | WASHER, THRUST, 25MM | 1 | 1 1 | | |
| 15 | 90602-259-010 | CIR CLIP, 25MM | 1 | 1 1 | | |
| 16 | 91005-323-004 | BEARING, BALL, 63/22 (KOYO) 91001-116-008 | 1 | 1 1 | | 2140429 |
| | 91001-116-008 | BEARING, RADIAL BALL, 6322 (KOYO) | 1 | 1 1 | 2140430 | |
| 17 | 91007-323-000 | BEARING, NEEDLE, 25X29X17 | 1 | 1 1 | | |
| 18 | 91103-259-000 | ROLLER, 10.2X11.5 | 3 | 3 3 | | |
| 19 | 92000-06016 | BOLT, HEX., 6X16 | 2 | | | 1018727 |
| | 92000-06020 | BOLT, HEX., 6X20 | 1 | 1 1 | 1018728 | |
| 20 | 93500-06016 | SCREW, PAN, 6X16 | 1 | 1 1 | 1018728 | |
| 21 | 93600-06018 | SCREW, FLAT, 6X18 | 3 | 3 3 | | |
| 22 | 94303-08140 | PIN, KNOCK, 8X14 | 1 | 1 1 | | |
| 23 | 94510-30000 | CIR CLIP, EXTERNAL, 30MM | 1 | 1 1 | | |
| 24 | 96100-62050 | BEARING, RADIAL BALL, 6205 | 1 | 1 1 | | |

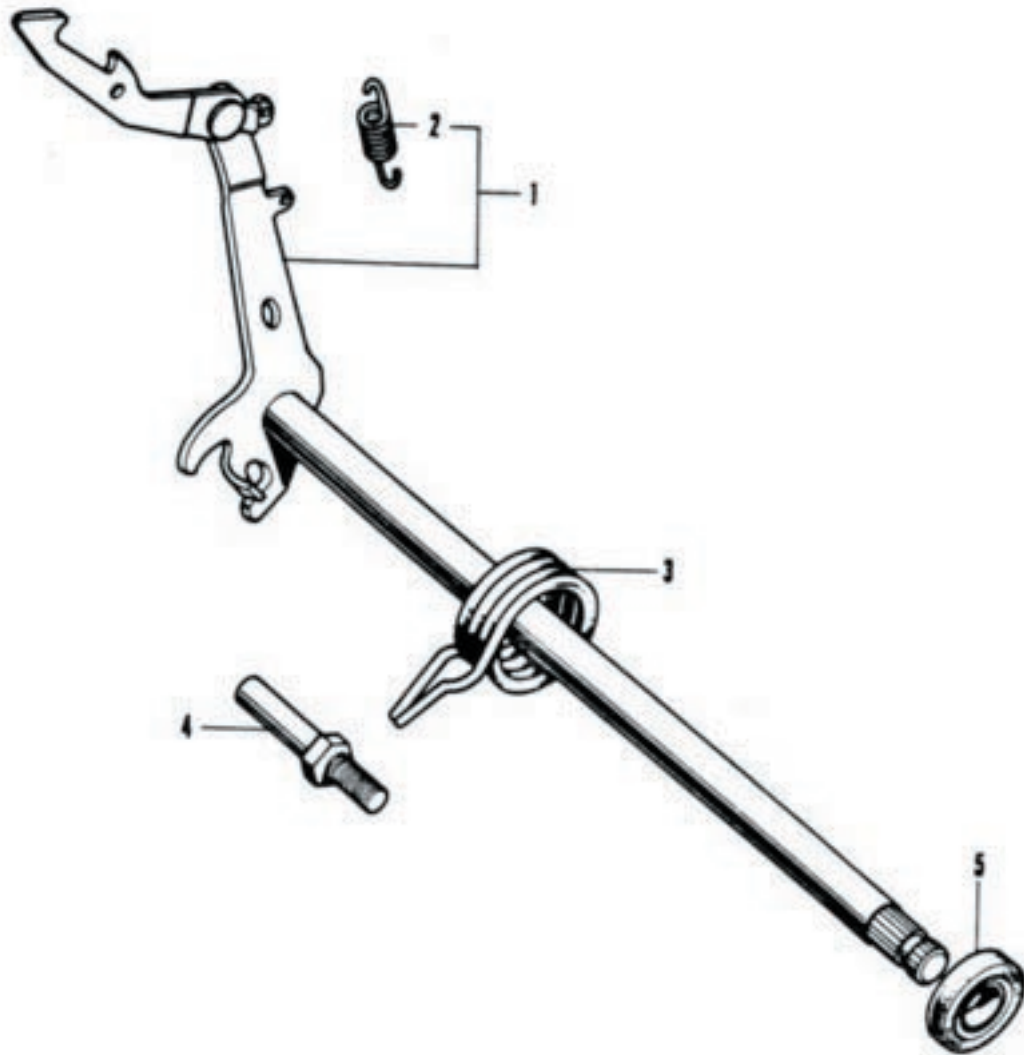
E-16 Transmission



E-16 Transmission

| Ref. No. | Part No. | Description | Reqd. No. | | Serial No. | Area Code |
|----------|---------------|---|-----------|-------|------------|-----------|
| | | | CBS00 | K1 K2 | | |
| 1 | 13491-283-000 | RING, BEARING SET, 57MM | 1 | 1 1 | | |
| 2 | 13492-283-000 | RING, BEARING SET, 52MM | 1 | 1 1 | | |
| 3 | 23210-323-000 | SHAFT COMP., TRANSMISSION MAIN | 1 | 1 1 | | |
| 4 | 23220-323-000 | SHAFT, TRANSMISSION COUNTER | 1 | 1 1 | | |
| 5 | 23420-323-000 | GEAR, COUNTER SHAFT LOW | 1 | | | |
| | 23420-323-010 | GEAR, COUNTER SHAFT LOW | | 1 1 | | |
| 6 | 23431-323-000 | GEAR, MAIN SHAFT SECOND THIRD (22T, 26T) | 1 | 1 1 | | |
| 7 | 23441-286-020 | GEAR, COUNTER SHAFT SECOND (36T) | 1 | 1 1 | | |
| 8 | 23451-323-000 | GEAR, MAIN SHAFT FOURTH (28T) | 1 | 1 1 | | |
| 9 | 23461-286-030 | GEAR, COUNTERSHAFT THIRD (33T) | 1 | 1 1 | | |
| 10 | 23471-286-010 | GEAR, COUNTERSHAFT FOURTH (29T) | 1 | 1 1 | | |
| 11 | 23481-323-000 | GEAR, MAIN SHAFT TOP (30T) | 1 | 1 1 | | |
| 12 | 23491-286-030 | GEAR, COUNTERSHAFT TOP (27T) | 1 | 1 1 | | 2150031 |
| | 23491-374-000 | GEAR, COUNTERSHAFT TOP (27T) | 1 | | 2150032 | |
| 13 | 23801-300-010 | SPROCKET, DRIVE (17T) | 1 | 1 1 | | |
| 14 | 23811-292-000 | PLATE, DRIVE SPROCKET FIXING | 1 | 1 1 | | |
| 15 | 23931-323-004 | BEARING, NEEDLE, 20MM (KOYO) | 1 | 1 1 | | |
| 16 | 24261-283-000 | PIN, GEAR SHIFT FORK GUIDE | 2 | 2 2 | | |
| 17 | 90451-286-000 | WASHER A, THRUST, 25MM | 3 | 3 3 | | |
| 18 | 90458-292-000 | WASHER, THRUST, 20MM | 2 | 2 2 | | |
| 19 | 90461-286-000 | WASHER B, THRUST, 25MM | 1 | 1 1 | | |
| 20 | 90462-323-000 | WASHER, LOCK, 25MM | 1 | 1 1 | | |
| 21 | 90602-259-010 | CIR CLIP, 25MM | 4 | 4 4 | | |
| 22 | 91002-283-003 | BEARING, SPECIAL BALL, 5205 (FUJIKOSHI) | 1 | 1 1 | | |
| 23 | 91002-286-008 | BEARING, BALL, 5205HS (TOYO) | 1 | 1 1 | | |
| 24 | 91022-286-016 | BEARING, NEEDLE, 20MM (TOMSON) | 1 | 1 1 | | |
| 25 | 91203-292-003 | OIL SEAL, 8X34X8 | 1 | 1 1 | | |
| | 91203-292-005 | OIL SEAL, 8X34X8 | 1 | 1 1 | | |
| 26 | 91205-283-010 | OIL SEAL, 33X57X7 | 1 | 1 1 | | |
| 27 | 91306-703-000 | O-RING, 24.5MM | 1 | 1 1 | | |
| 28 | 92000-06012 | BOLT, HEX., 6X12 | 2 | 2 2 | | |

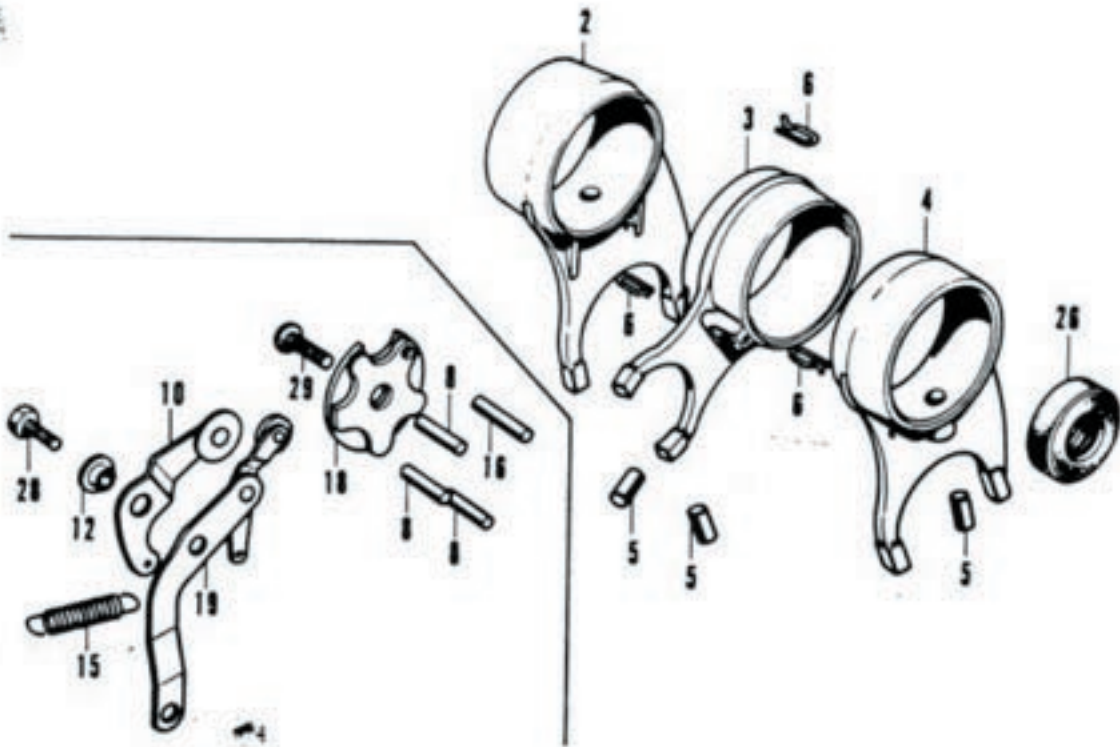
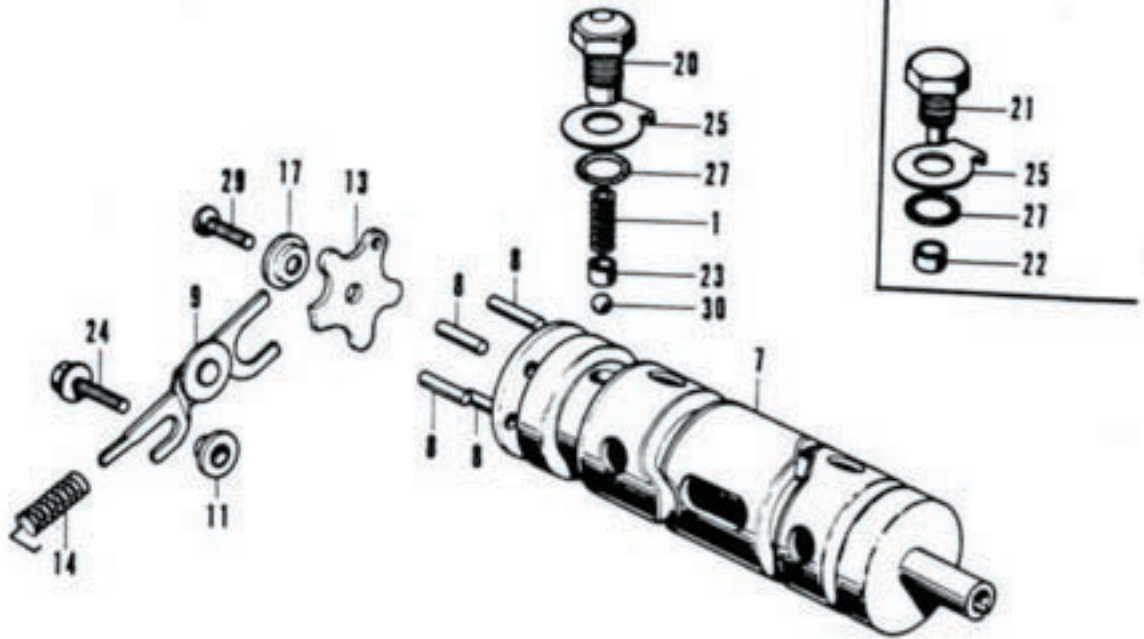
E-17 Gear Shift Spindle



E-17 Gear Shift Spindle

| Ref. No. | Part No. | Description | Reqd. No. | | | Serial No. | Area Code |
|----------|---------------|----------------------------|-----------|----|----|------------|-----------|
| | | | CB500 | K1 | K2 | | |
| 1 | 24610-323-000 | SPINDLE; GEAR SHIFT | 1 | 1 | 1 | | |
| 2 | 24641-216-000 | SPRING; GEAR SHIFT ARM | 1 | 1 | 1 | | |
| 3 | 24651-286-000 | SPRING; GEAR SHIFT RETURN | 1 | 1 | 1 | | |
| 4 | 90015-286-000 | PIN; RETURN SPRING | 1 | 1 | 1 | | |
| 5 | 91202-216-000 | OIL SEAL; SB TYPE; 14X24X5 | 1 | 1 | 1 | | |

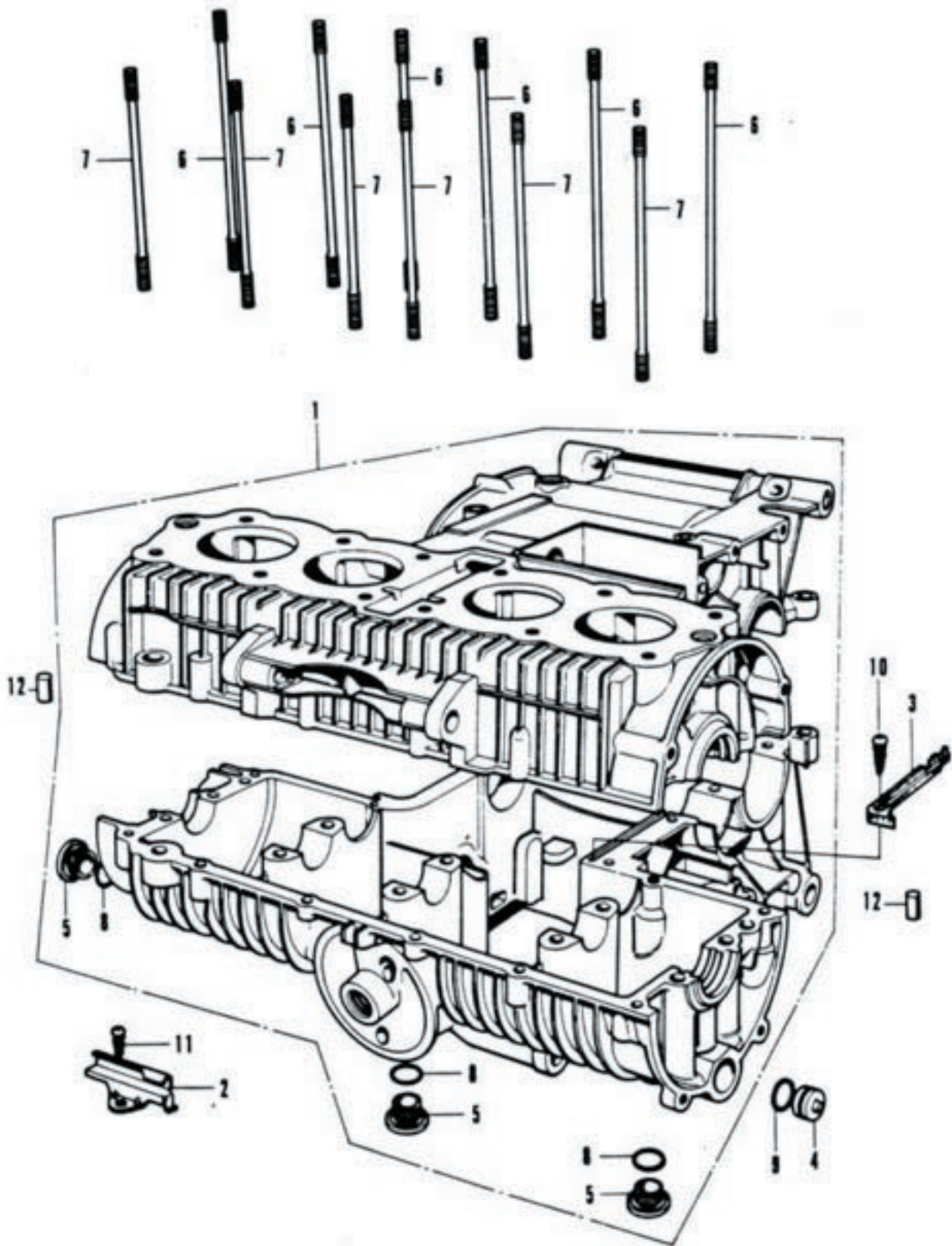
E-18 Gear Shift Fork • Drum



E-18 Gear Shift Fork • Drum

| Ref. No. | Part No. | Description | Reqd. No. | | Serial No. | Area Code |
|----------|---------------|-----------------------------|-----------|-------|------------|-----------|
| | | | CB500 | K1 K2 | | |
| 1 | 22421-040-000 | SPRING; CLUTCH DAMPER | 1 | | 1018727 | |
| 2 | 24211-323-000 | FORK; RIGHT GEAR SHIFT | 1 | 1 1 | | |
| 3 | 24212-286-030 | FORK B; GEAR SHIFT | 1 | 1 1 | | |
| 4 | 24213-323-000 | FORK; LEFT GEAR SHIFT | 1 | 1 1 | | |
| 5 | 24261-283-000 | PIN; GEAR SHIFT FORK GUIDE | 3 | 3 3 | | |
| 6 | 24263-286-000 | CLIP; GEAR SHIFT FORK GUIDE | 3 | 3 3 | | |
| | | PIN | | | | |
| 7 | 24301-286-050 | DRUM; GEAR SHIFT | 1 | 1 1 | | |
| 8 | 24421-230-000 | PIN; GEAR SHIFT DRUM | 3 | 3 3 | 1018728 | 1018727 |
| 9 | 24430-323-000 | STOPPER; SHIFT DRUM | 1 | | | 1018727 |
| 10 | 24430-323-020 | STOPPER COMP.; SHIFT DRUM | 1 | 1 1 | 1018728 | |
| 11 | 24433-323-000 | COLLAR; SHIFT DRUM STOPPER | 1 | | | 1018727 |
| 12 | 24433-323-010 | COLLAR; SHIFT DRUM STOPPER | 1 | 1 1 | 1018728 | |
| 13 | 24434-286-020 | PLATE; DRUM STOPPER CAM | 1 | | | 1018727 |
| 14 | 24435-323-000 | SPRING; SHIFT DRUM STOPPER | 1 | | | 1018727 |
| 15 | 24435-323-020 | SPRING; SHIFT DRUM STOPPER | 1 | 1 1 | 1018728 | |
| 16 | 24437-323-000 | PIN B; GEAR SHIFT DRUM | 1 | 1 1 | 1018728 | |
| 17 | 24438-323-000 | COLLAR; SHIFT DRUM STOPPER | 1 | | | 1018727 |
| 18 | 24439-323-000 | PLATE COMP.; CAM | 1 | 1 1 | 1018728 | |
| 19 | 24440-323-000 | STOPPER; SHIFT DRUM | 1 | 1 1 | 1018728 | |
| 20 | 24445-286-020 | SCREW; SHIFT DRUM GUIDE | 1 | | | 1018727 |
| 21 | 24446-323-000 | SCREW; SHIFT DRUM GUIDE | 1 | 1 1 | 1018728 | |
| 22 | 24447-323-000 | COLLAR; SCREW GUIDE | 1 | 1 1 | 1018728 | |
| 23 | 24448-323-000 | CAP; NEUTRAL STOPPER SPRING | 1 | | | 1018727 |
| 24 | 90085-323-000 | BOLT; SPECIAL; 6MM | 1 | | | 1018727 |
| 25 | 90434-286-000 | WASHER; LOCK; 12 MM | 1 | 1 1 | | |
| 26 | 91201-292-003 | OIL SEAL; 12X25X4.5 | 1 | 1 1 | | |
| 27 | 91304-216-000 | O-RING; 11.5X2 | 1 | 1 1 | | |
| 28 | 92020-06020 | BOLT; HEX.; 6X20 | 1 | 1 1 | 1018728 | |
| 29 | 93600-06020 | SCREW; FLAT; 6X20 | 1 | 1 1 | | |
| 30 | 96211-10000 | BALL; STEEL; #10 | 1 | | | 1018727 |

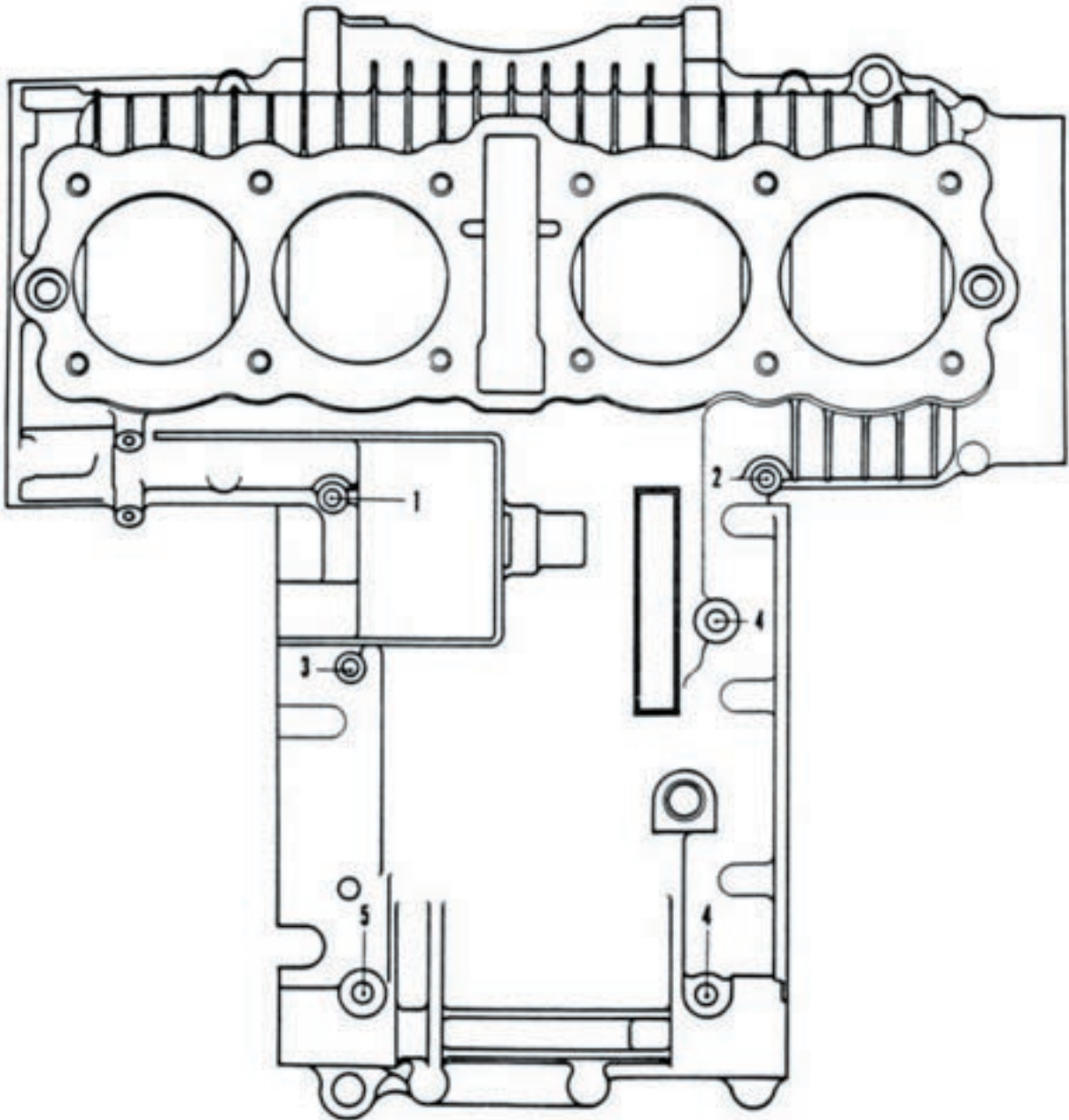
E-19 Crankcase



E-19 Crankcase

| Ref. No. | Part No. | Description | Reqd. No. | | Serial No. | Area Code |
|----------|---------------|-----------------------|-----------|-------|------------|-----------|
| | | | CB500 | K1 K2 | | |
| 1 | 11000-323-000 | CRANKCASE SET | 1 | 1 1 | | |
| 2 | 11202-323-000 | GUIDE A: OIL | 1 | 1 1 | | |
| 3 | 11203-323-000 | GUIDE B: OIL | 1 | | 1000899 | |
| | 11203-323-010 | GUIDE B: OIL | 1 | 1 1 | 1000900 | |
| 4 | 11207-323-000 | PLUG: OIL PATH | 1 | 1 1 | | |
| 5 | 15331-300-000 | CAP: OIL PATH | 3 | 3 3 | | |
| 6 | 90033-323-000 | BOLT A: CYLINDER STUD | 6 | 6 6 | | |
| 7 | 90034-323-000 | BOLT B: CYLINDER STUD | 6 | 6 6 | | |
| 8 | 91315-044-000 | O RING: 19.4X2.8 | 3 | 3 3 | | |
| 9 | 91319-300-000 | O RING 13X2.5 | 1 | 1 1 | | |
| 10 | 93901-25310 | SCREW: TAPPING: 5X16 | 1 | 1 1 | | |
| 11 | 93901-26110 | SCREW: TAPPING: 6X12 | 1 | 1 1 | | |
| 12 | 94302-10160 | PIN: DOMEL: 10X16 | 2 | 2 2 | | |

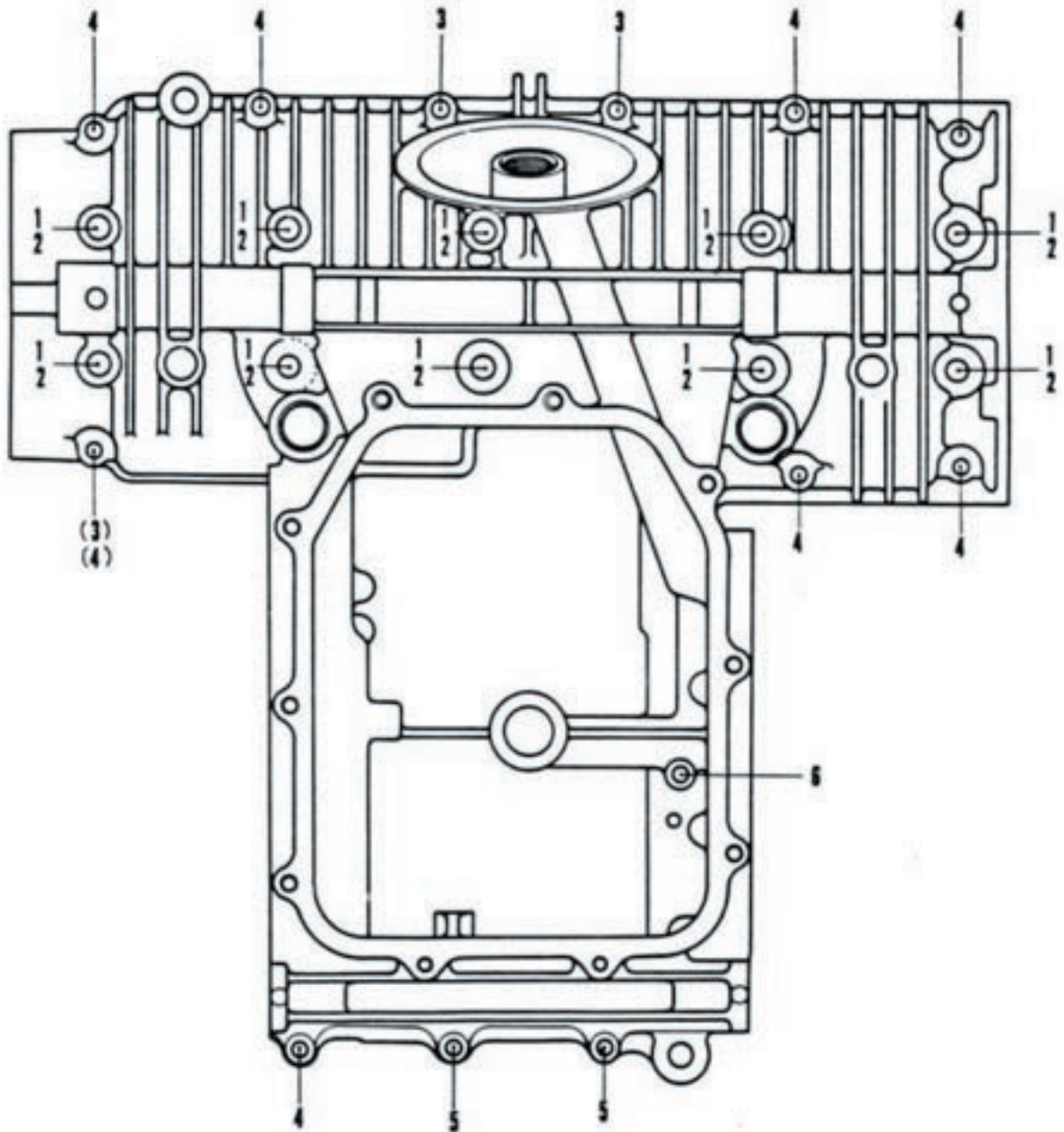
E-20 Upper Case (Bolt & Washer)



E-20 Upper Case (Bolt & Washer)

| Ref. No. | Part No. | Description | Reqd. No. | | Serial No. | Area Code |
|----------|---------------|---------------------|-----------|-------|------------|-----------|
| | | | CB500 | K1 K2 | | |
| 1 | 95700-06032 | BOLT; FLANGE; 6X32 | 2 | | 1003155 | 1003154 |
| | | | 1 | 1 | | |
| 2 | 95700-06050 | BOLT; FLANGE; 6X50 | 1 | 1 | | |
| 3 | 95700-06100 | BOLT; FLANGE; 6X100 | 1 | 1 | | |
| 4 | 95700-08100 | BOLT; FLANGE; 8X100 | 2 | 2 | | |
| 5 | 95700-08125 | BOLT; FLANGE; 8X125 | 1 | | | 1003153 |
| | 90011-323-000 | BOLT; FLANGE; 8X145 | 1 | | 1003154 | |
| | | | | 1 | | |

E-21 Lower Case (Bolt & Washer)



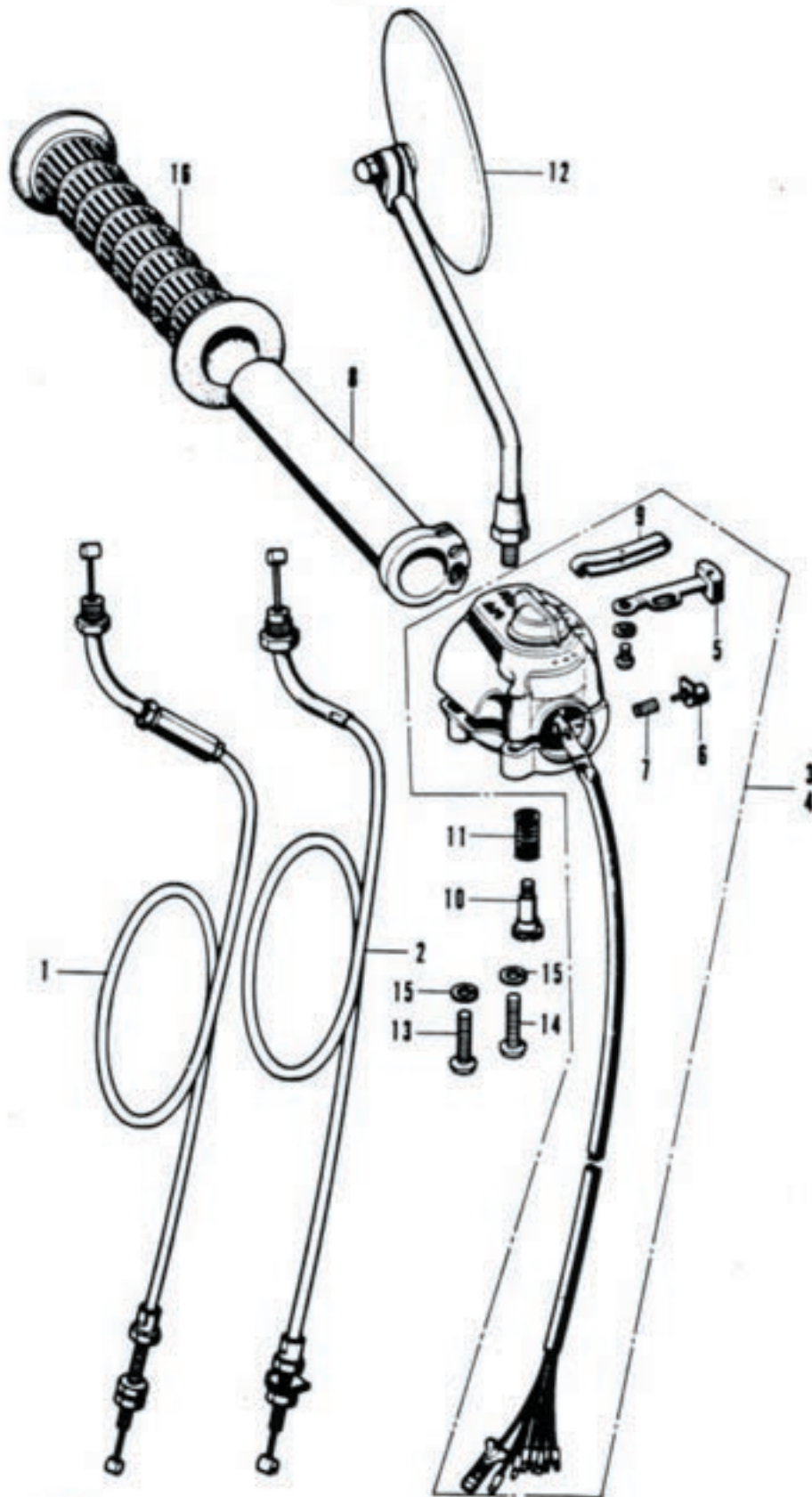
E-21 Lower Case (Bolt & Washer)

| Ref. No. | Part No. | Description | Reqd. No. | | Serial No. | Area Code |
|----------|---------------|---------------------|-----------|-------|------------|-----------|
| | | | CB500 | K1 K2 | | |
| 1 | 90084-323-000 | BOLT, HEX., 8X100 | 10 | 10 10 | | |
| 2 | 90485-035-000 | WASHER, 14MM | 10 | 10 10 | | |
| 3 | 95700-06032 | BOLT, FLANGE, 6X32 | 3 | 3 3 | 1003155 | 1003154 |
| 4 | 95700-06040 | BOLT, FLANGE, 6X40 | 8 | 7 7 | 1003155 | 1003154 |
| 5 | 95700-06055 | BOLT, FLANGE, 6X55 | 2 | 2 2 | | |
| 6 | 95700-06105 | BOLT, FLANGE, 6X105 | 1 | 1 1 | | |

E-22 Carburetor

| Ref. No. | Part No. | Description | Reqd. No. | | Serial No. | Area Code |
|----------|----------------|--------------------------------|-----------|-------|------------|-----------|
| | | | CB500 | K1 K2 | | |
| 1 | 16010-323-004 | GASKET SET | 1 | 1 1 | | |
| 2 | 16011-329-004 | VALVE SET, FLOAT | 1 | 1 1 | | |
| 3 | 16012-323-004 | NEEDLE SET, JET | 1 | 1 1 | | |
| 4 | 16013-329-004 | FLOAT SET | 1 | 1 1 | | |
| 5 | 16014-323-004 | TOP SET | 1 | 1 1 | | |
| 6 | 16015-323-004 | CHAMBER SET A, FLOAT | 1 | 1 1 | | |
| 7 | 16016-323-004 | SCREW SET A | 1 | 1 1 | | |
| 8 | 16018-323-004 | ARM SET A, LINK | 1 | 1 1 | | |
| 9 | 16023-323-004 | CHAMBER SET B, FLOAT | 1 | 1 1 | | |
| 10 | 16028-323-004 | SCREW SET B | 1 | 1 1 | | |
| 11 | 16029-323-004 | HOLDER SET A, ADJUST | 1 | 1 1 | | |
| 12 | 16030-323-004 | HOLDER SET B, ADJUST | 1 | 1 1 | | |
| 13 | 16031-323-004 | ARM SET B, LINK | 1 | 1 1 | | |
| 14 | 16035-323-004 | PLATE SET, STAY | 1 | 1 1 | | |
| 15 | 16036-323-004 | TUBE SET, PROTECT | 1 | 1 1 | | |
| 16 | 16100-323-004 | CARBURETOR ASSY. | 1 | 1 1 | | A;D;E;F;U |
| | 16100-323-610 | CARBURETOR ASSY. | 1 | 1 | | ED;G;H |
| 17 | 16111-323-004 | VALVE, THROTTLE | 4 | 4 4 | | |
| 18 | 16290-323-000 | TUBE ASSY., OVER FLOW | 1 | 1 1 | | |
| 19 | 93500-03010-0A | SCREW, PAN, 3X10 | 8 | 8 8 | | |
| 20 | 93500-04010-0A | SCREW, PAN, 4X10 | 4 | 4 4 | | |
| 21 | 93500-04012-0A | SCREW, PAN, 4X12 | 16 | 16 16 | | |
| 22 | 93500-05012-0A | SCREW, PAN, 5X12 | 2 | 2 2 | | |
| 23 | 93500-05016-0A | SCREW, PAN, 5X16 | 8 | 8 8 | | |
| 24 | 93500-06012 | SCREW, PAN, 6X12 | 2 | 2 2 | | |
| 25 | 93600-06016 | SCREW, FLAT, 6X16 | 8 | 8 8 | | |
| 26 | 94001-05000-05 | NUT, HEX., 5MM | 4 | 4 4 | | |
| 27 | 94111-03000 | WASHER, SPRING, 3MM | 8 | 8 8 | | |
| 28 | 94111-04000 | WASHER, SPRING, 4MM | 16 | 16 16 | | |
| 29 | 94111-05000 | WASHER, SPRING, 5MM | 10 | 10 10 | | |
| 30 | 94111-06000 | WASHER, SPRING, 6MM | 2 | 2 2 | | |
| 31 | 95001-35330-40 | TUBE, FUEL, 3.5X330 | 2 | 2 2 | | |
| 32 | 95002-02070 | CLIP, TUBE, B7 | 6 | 6 6 | | |
| 33 | 99124-076-0400 | JET, SLOW, (#40) | 1 | 1 1 | | |
| 34 | 99202-601-0780 | JET SET, MAIN (#78) | 1 | 1 | | ED;G;H |
| | 99202-601-1000 | JET SET, SECONDARY MAIN (#100) | 1 | 1 1 | | A;D;E;F;U |

F-1 R/H Handle Switch - Cable



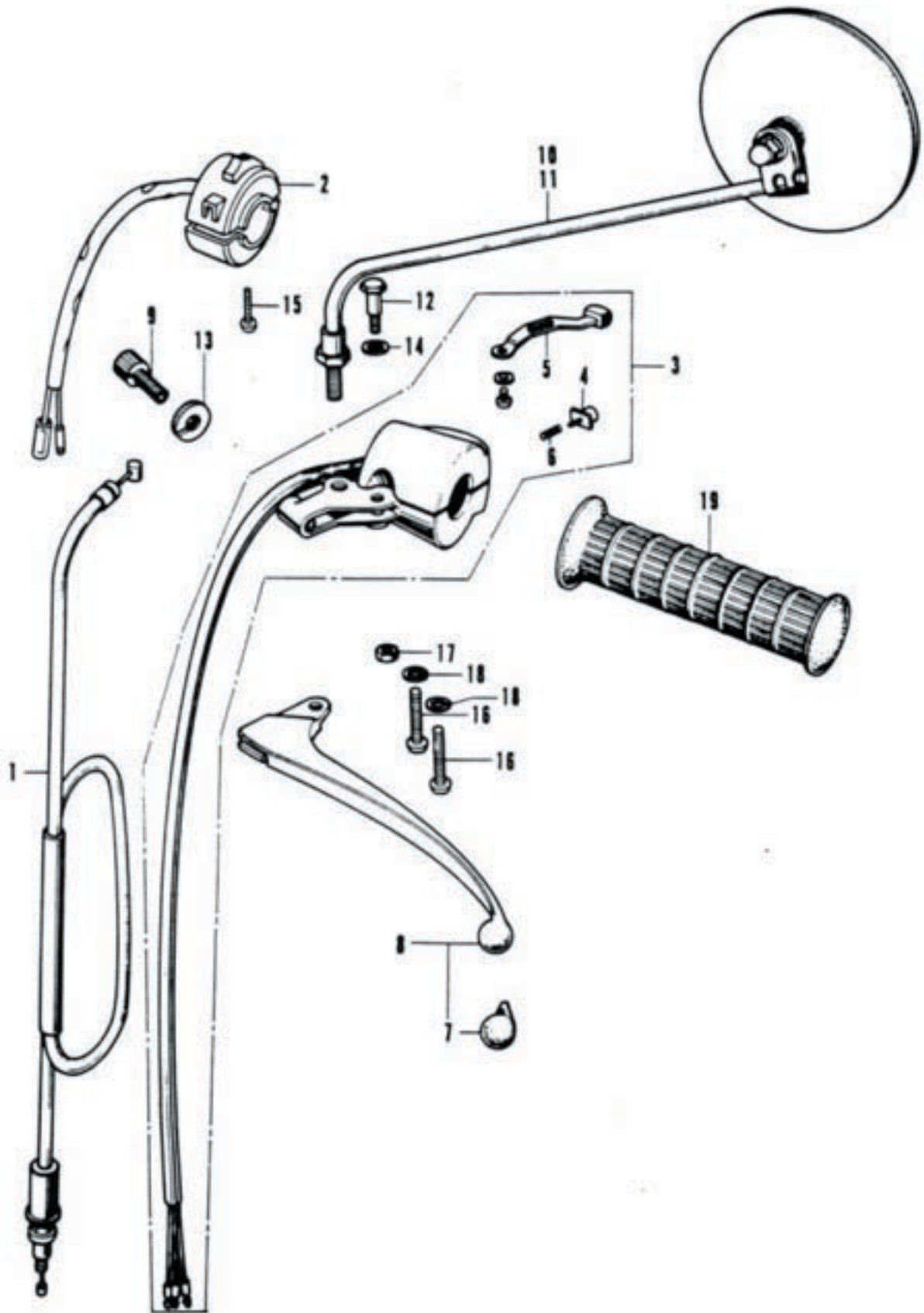
F-1 R/H Handle Switch - Cable

| Ref. No. | Part No. | Description | Reqd. No. | | Serial No. | Area Code |
|----------|----------------|---|-----------|-------|------------|------------|
| | | | CB500 | K1 K2 | | |
| 1 | 17910-300-040 | CABLE COMP. A: THROTTLE 17910-341-000 | 1 | | | A+D+U |
| | 17910-323-620 | CABLE COMP. A: THROTTLE | 1 | 1 | | E+ED+F+G+H |
| | 17910-341-000 | CABLE COMP. A: THROTTLE | 1 | 1 | | A+D |
| 2 | 17920-323-000 | CABLE COMP. B: THROTTLE | 1 | 1 | 1 | A+D+U |
| | 17920-323-620 | CABLE COMP. B: THROTTLE | 1 | 1 | | E+ED+F+G+H |
| 3 | 35300-300-621 | SWITCH ASSY.: STARTER DIMMER KILL | 1 | | | D+E+F+G+U |
| 4 | 35300-300-674 | SWITCH ASSY.: STARTER LIGHTING DIMMER KILL | 1 | 1 | | A |
| | 35300-323-671 | SWITCH ASSY.: STARTER DIMMER KILL | 1 | 1 | | ED+H |
| | 35300-300-730 | SWITCH ASSY.: STARTER DIMMER KILL | 1 | 1 | | D+E+F+G |
| | 35300-323-671 | SWITCH ASSY.: STARTER LIGHTING DIMMER KILL | 1 | 1 | 1 | A |
| 5 | 35315-235-000 | KNOB: LIGHTING SWITCH | 1 | 1 | 1 | |
| 6 | 35317-001-310 | BUTTON: HORN SWITCH PUSH | 1 | 1 | 1 | |
| 7 | 35318-259-000 | SPRING: HORN BUTTON SWITCH | 1 | 1 | 1 | |
| 8 | 53141-300-010 | PIPE: THROTTLE GRIP | 1 | 1 | 1 | |
| 9 | 53163-300-020 | ADJUSTER: THROTTLE GRIP | 1 | 1 | 1 | |
| 10 | 53190-300-000 | BOLT: THROTTLE GRIP ADJUSTING | 1 | 1 | 1 | |
| 11 | 53191-300-000 | SPRING: THROTTLE ADJUSTER | 1 | 1 | 1 | |
| 12 | 88110-304-621 | MIRROR: RIGHT BACK | (1)(1) | | | F |
| | 88110-323-004 | MIRROR: RIGHT BACK | 1 | 1 | 1 | A+D+U |
| | 88110-323-610 | MIRROR: RIGHT BACK | 1 | 1 | | E+ED+G+H |
| | 88100-333-004 | MIRROR: RIGHT BACK | | | 1 | |
| 13 | 93500-05025-0A | SCREW: PAN. 5X25 | 1 | 1 | 1 | |
| 14 | 93500-05032-0A | SCREW: PAN. 5X32 | 1 | 1 | 1 | |
| 15 | 94111-05000 | WASHER: SPRING. 5MM | 2 | 2 | 2 | |
| 16 | 95011-14100 | GRIP: RIGHT HANDLE | 1 | | | |
| | 53165-342-670 | RUBBER: RIGHT GRIP | 1 | 1 | | |

2107093

2107094

F-2 L/H Handle Switch • Cable

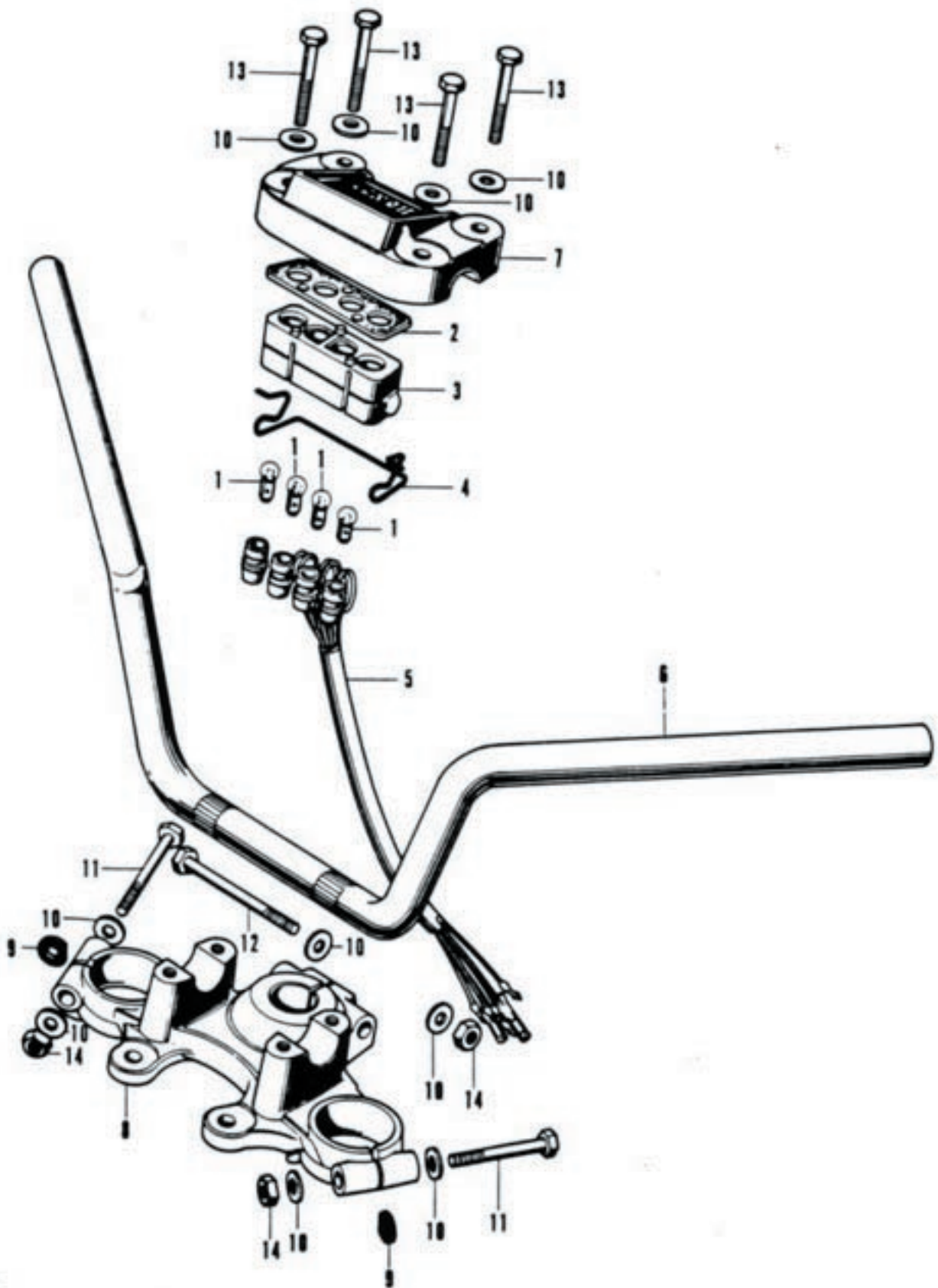


B323-43

F-2 L/H Handle Switch • Cable

| Ref. No. | Part No. | Description | Reqd. No. | | Serial No. | Area Code |
|----------|----------------------|---|-----------|-------|------------|-----------------------------------|
| | | | CB500 | K1 K2 | | |
| 1 | 22870-323-010 | CABLE COMP., CLUTCH 22870-323-020 | 1 | | | A+D+U |
| | 22870-323-620 | CABLE COMP., CLUTCH 22870-323-621 | 1 | | | E+ED+F+G+H |
| | 22870-323-020 | CABLE COMP., CLUTCH | 1 | 1 | | A+D |
| | 22870-323-621 | CABLE COMP., CLUTCH | 1 | | | E+ED+F+G |
| 2 | 35150-300-730 | SWITCH ASSY., LIGHTING | 1 | 1 | | ED+H D+E+F+G |
| 3 | 35250-300-033 | SWITCH ASSY., WINKER HORN (TOYO) | 1 | 1 | 1 | A |
| | 35250-323-013 | SWITCH ASSY., WINKER, HORN, PASSING | 1 | 1 | | D+E+ED+F+G+H+U |
| 4 | 35317-001-310 | BUTTON, HORN SWITCH PUSH | 1 | 1 | 1 | |
| 5 | 35317-235-000 | BUTTON, HORN BUTTON PUSH 35317-310-810 | 1 | | | |
| | 35317-310-810 | KNOB, WINKER SWITCH | 1 | 1 | | |
| 6 | 35318-259-000 | SPRING, HORN BUTTON SWITCH | 1 | 1 | 1 | |
| 7 | 53180-286-000 | CAP, CONTROL LEVER | 1 | 1 | 1 | A+H+U D+E+ED+F+G D+E+ED+F+G |
| | | | 1 | 1 | | 2060428 |
| 8 | 53190-286-670 | LEVER COMP., LEFT STEERING HANDLE | 1 | 1 | 1 | A+H+U D+E+ED+F+G D+E+ED+F+G |
| | | | 1 | 1 | | 2060428 |
| | 149 53190-369-700 | LEVER COMP., LEFT STEERING HANDLE | 1 | | 2060429 | D+E+ED+F+G D+E+ED+F+G |
| 9 | 53192-312-000 | BOLT, CLUTCH CABLE ADJUST | 1 | 1 | 1 | |
| 10 | 88120-304-621 | MIRROR, LEFT BACK | 1 | 1 | | F |
| | 88120-323-610 | MIRROR, LEFT BACK | 1 | 1 | | E+ED+G+H |
| | 88120-323-671 | MIRROR, LEFT BACK | 1 | 1 | 1 | A+D+U 2107093 |
| 11 | 88120-333-004 | MIRROR, LEFT BACK | | 1 | 2107093 | |
| 12 | 90114-268-020 | BOLT, HANDLE LEVER PIVOT | 1 | 1 | 1 | |
| 13 | 90321-315-670 | NUT, FIXING | 1 | 1 | 1 | |
| 14 | 90501-310-000 | WASHER, 7X12 | 1 | 1 | 1 | |
| 15 | 93500-04016-0A | SCREW, PAN, 4X16 | 1 | 1 | | ED+H D+E+F+G |
| 16 | 93500-05025-0A | SCREW, PAN, 5X25 | 2 | 2 | 2 | |
| 17 | 94001-06000 | NUT, HEX., 6MM | 1 | 1 | 1 | |
| 18 | 94111-05000 | WASHER, SPRING, 5MM | 2 | 2 | 2 | |
| 19 | 95011-14200 | GRIP, LEFT HANDLE | 1 | | | |
| | 53166-342-670 | RUBBER, LEFT GRIP | 1 | 1 | | |

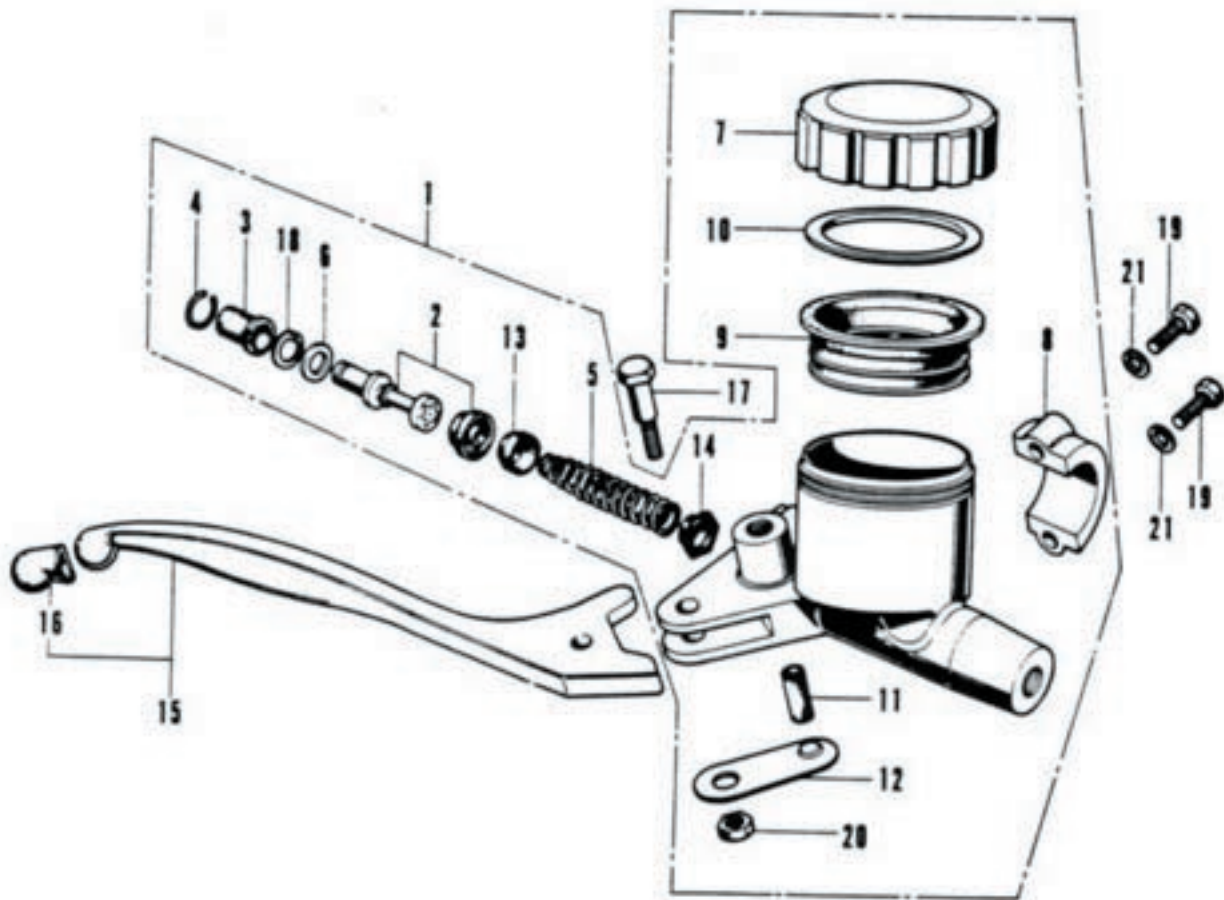
F-3 Handle - Top Bridge



F-3 Handle - Top Bridge

| Ref. No. | Part No. | Description | Reqd. No. | | | Serial No. | Area Code |
|----------|----------------|-------------------------|-----------|----|----|------------|------------|
| | | | CB500 | K1 | K2 | | |
| 1 | 34902-259-000 | RUB: DUSH (12V 3.4W) | 4 | 4 | 4 | | |
| 2 | 37576-323-000 | BASE: LAMP SOCKET | 1 | 1 | 1 | | |
| 3 | 37577-323-000 | SOCKET: PILOT LAMP | 1 | | | | |
| | 37577-341-000 | SOCKET: PILOT LAMP | | 1 | 1 | | |
| 4 | 37579-323-000 | SPRING: LAMP SOCKET SET | 1 | | | | |
| | 37579-341-010 | SPRING: LAMP SOCKET SET | | 1 | 1 | | |
| 5 | 37581-323-000 | CORD COMP.: PILOT LAMP | 1 | 1 | 1 | | |
| 6 | 53100-323-000 | PIPE: STEERING HANDLE | 1 | 1 | 1 | | A+D+U |
| | 53100-323-620 | PIPE: STEERING HANDLE | 1 | 1 | | | E+ED+F+G+H |
| 7 | 53133-323-000 | HOLDER: UPPER | 1 | | | | |
| | 53133-323-010 | HOLDER: UPPER | | 1 | 1 | | |
| 8 | 53230-323-010 | BRIDGE: FORK TOP | 1 | 1 | 1 | | |
| 9 | 53235-300-000 | SPACER: FORK TOP BRIDGE | 2 | 2 | 2 | | |
| 10 | 90555-283-000 | WASHER: SPECIAL: 8MM | 10 | 10 | | | |
| | 90518-921-000 | WASHER: PLAIN: 8MM | 10 | 10 | 10 | | |
| 11 | 93000-08056-08 | BOLT: HEX.: 8X56 | 2 | 2 | 2 | | |
| 12 | 93000-08074-08 | BOLT: HEX.: 8X74 | 1 | 1 | 1 | | |
| 13 | 93100-08040-08 | BOLT: HEX.: 8X40 | 4 | 4 | 4 | | |
| 14 | 94001-08020-05 | NUT: HEX.: 8MM | 3 | 3 | 3 | | |

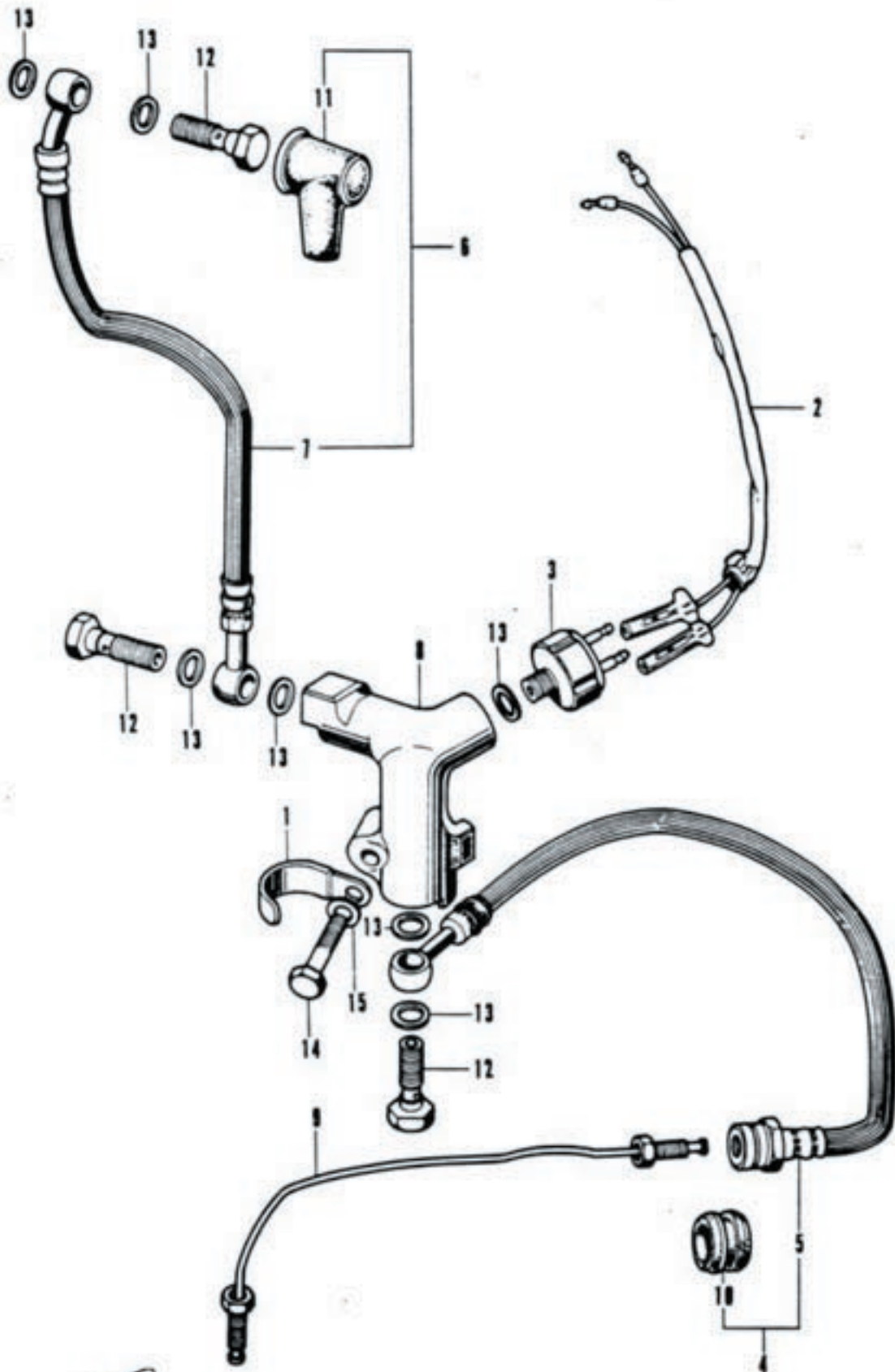
F-4 Brake Master Cylinder



F-4 Brake Master Cylinder

| Ref. No. | Part No. | Description | Reqd. No. | | Serial No. | Area Code |
|----------|----------------|--|-----------|-------|------------|----------------|
| | | | CB500 | K1 K2 | | |
| 1 | 45500-300-050 | CYLINDER ASSY., MASTER 45500-341-010 | 1 | | | A+D+E+ED+G+H+U |
| | 45500-300-623 | CYLINDER ASSY., MASTER 45500-341-620 | 1 | | | ED+F |
| | 45500-341-671 | CYLINDER ASSY., MASTER | | 1 | | D+E+G |
| | 45500-341-770 | CYLINDER ASSY., MASTER | | 1 1 | | A |
| | 45500-341-620 | CYLINDER ASSY., MASTER | | 1 | | ED+F |
| 2 | 45502-300-305 | PISTON SET | 1 | 1 1 | | |
| 3 | 45504-300-003 | BOOT | 1 | 1 1 | | |
| 4 | 45505-300-003 | STOPPER, BOOT | 1 | 1 1 | | |
| 5 | 45506-300-003 | SPRING COMP. | 1 | 1 1 | | |
| 6 | 45512-300-003 | WASHER, 10.5MM | 1 | 1 1 | | |
| 7 | 45513-300-020 | CAP, OIL CUP | 1 | | | D+E+ED+F+G |
| | 45513-341-671 | CAP, OIL CUP | | 1 | | A |
| | 45513-341-770 | CAP, OIL CUP | | 1 1 | | |
| 8 | 45517-300-003 | HOLDER, MASTER CYLINDER | 1 | 1 1 | | |
| 9 | 45520-300-000 | DIAPHRAGH | 1 | 1 1 | | |
| 10 | 45521-300-010 | PLATE, DIAPHRAGH | 1 | 1 1 | | |
| 11 | 45526-300-000 | BUSH, RIGHT HANDLE LEVER 45526-341-000 | 1 | | | |
| | 45526-341-000 | BUSH, RIGHT HANDLE LEVER | | 1 1 | | |
| 12 | 45527-300-000 | PLATE, LEVER BUSH SETTING | 1 | 1 1 | | |
| 13 | 46125-533-003 | CUP, PRIMARY | 1 | 1 1 | | |
| 14 | 46140-533-003 | VALVE, CHECK | 1 | 1 1 | | |
| 15 | 53170-300-000 | LEVER COMP., RIGHT STEERING HANDLE | 1 | | 2060428 | |
| | 53170-369-003 | LEVER COMP., RIGHT STEERING HANDLE (TOYD) | 1 | | 2060429 | |
| 16 | 53180-286-000 | CAP, CONTROL LEVER | 1 | 1 1 | 2060428 | |
| 17 | 90114-300-000 | BOLT, HANDLE LEVER PIVOT | 1 | 1 1 | | |
| 18 | 90651-377-003 | CIR CLIP, INTERNAL, 19MM | 1 | 1 1 | | |
| 19 | 93000-06025-02 | BOLT, HEX., 6X25 | 2 | 2 2 | | |
| 20 | 94002-06000 | NUT, HEX., 6MM | 1 | 1 1 | | |
| 21 | 94111-06000 | WASHER, SPRING, 6MM | 2 | 2 2 | | |

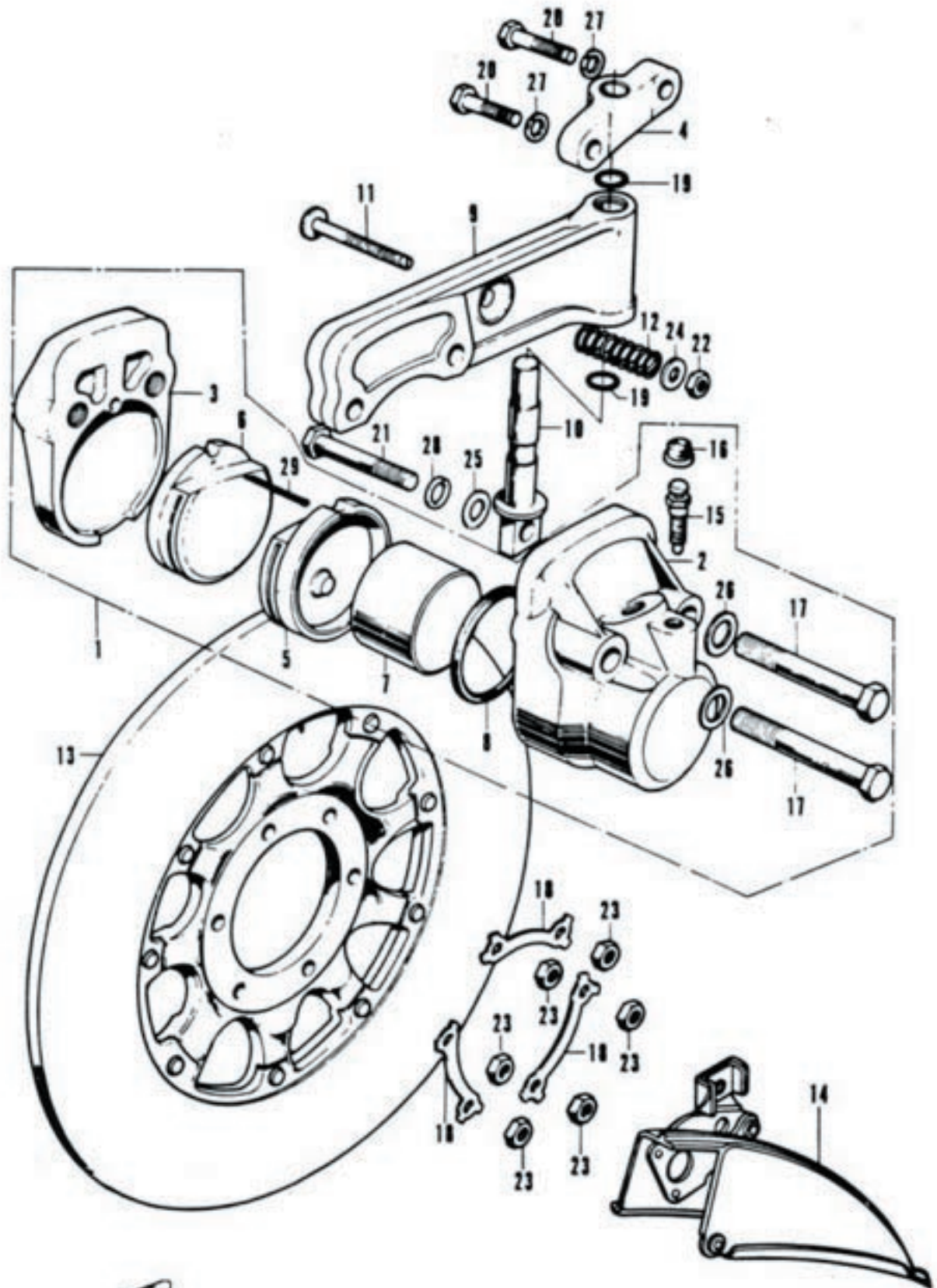
F-5 Front Brake Hose



F-5 Front Brake Hose

| Ref. No. | Part No. | Description | Reqd. No. | | Serial No. | Area Code |
|----------|---------------|--|-----------|----------|------------|-----------------------------------|
| | | | CB500 | K1 K2 | | |
| 1 | 32111-323-000 | CLAMPER, CORD | 1 | 1 1 | | |
| 2 | 35345-319-000 | CORD, FRONT STOP SWITCH SUB | 1 | 1 1 | | |
| 3 | 35350-300-006 | SWITCH ASSY., STOP 35350-300-016 | 1 | | 1015452 | |
| | 35350-300-016 | SWITCH, STOP (NAILS) | 1 | 1 1 | 1015453 | |
| 4 | 45125-300-003 | HOSE ASSY., A, FRONT BRAKE (NICHIRIN) | 1 | | 2068443 | D+E+ED+F+G |
| 5 | 45125-300-020 | HOSE A, FRONT BRAKE 45125-300-003 | 1 | 1 1 1 | 2068442 | A+H+U D+E+ED+F+G D+E+ED+F+G |
| 6 | 45126-300-003 | HOSE B ASSY., FRONT BRAKE | 1 | | 2068443 | D |
| | 45126-323-621 | HOSE ASSY., B, FRONT BRAKE (NICHIRIN) | 1 | | 2068443 | E+ED+F+G |
| 7 | 45126-300-030 | HOSE B, FRONT BRAKE 45126-300-003 | 1 | 1 1 1 | 2068442 | A+U D D |
| | 45126-323-620 | HOSE B, FRONT BRAKE 45126-323-621 | 1 | 1 | 2068442 | E+ED+F+G+H E+ED+F+G |
| 8 | 45127-323-000 | JOINT, 3 WAY | 1 | 1 1 | | |
| 9 | 45128-323-020 | PIPE, FRONT BRAKE | 1 | 1 1 | | |
| 10 | 45146-300-000 | GROMMET, BRAKE HOSE | 1 | 1 1 | | |
| 11 | 45522-300-010 | BOOT, MASTER CYLINDER | 1 | 1 1 | | |
| 12 | 90145-300-000 | BOLT, OIL | 3 | 3 3 | | |
| 13 | 90545-300-000 | WASHER, OIL BOLT | 7 | 7 7 | | |
| 14 | 92000-06028 | BOLT, HEX., 6X28 | 1 | 1 1 | | |
| 15 | 94111-06000 | WASHER, SPRING, 6MM | 1 | 1 1 | | |

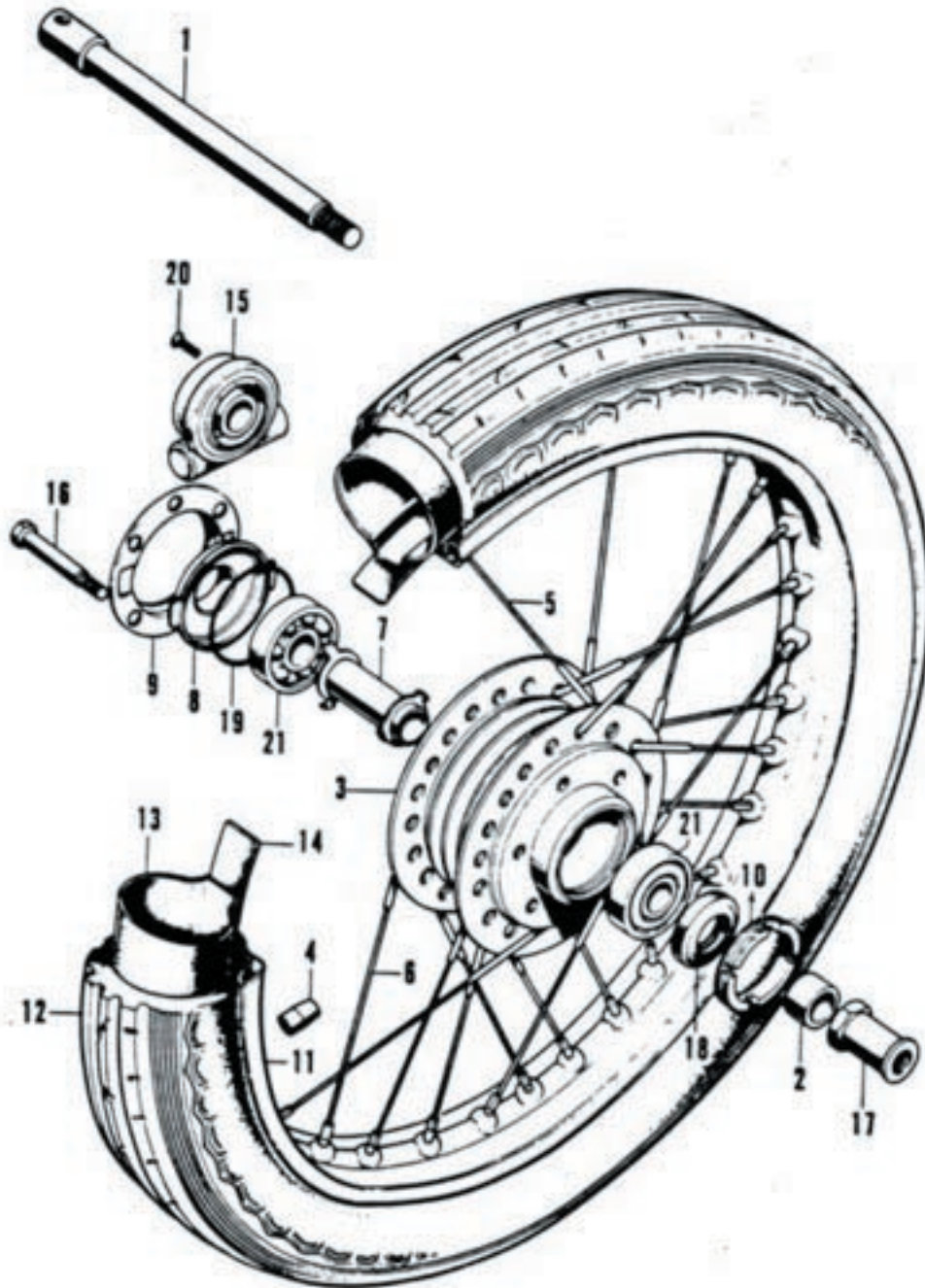
F-6 Front Brake Caliper - Disk



F-6 Front Brake Caliper - Disk

| Ref. No. | Part No. | Description | Reqd. No. | | Serial No. | Area Code |
|----------|----------------|--|-----------|-------|------------|-----------|
| | | | CB500 | K1 K2 | | |
| 1 | 45100-323-023 | CALIPER ASSY (TOKIKO) 45100-323-043 | 1 | | | |
| | 45100-323-043 | CALIPER ASSY (TOKIKO) 45100-323-053 | 1 | | 2057735 | |
| | 45100-323-053 | CALIPER ASSY. | 1 | 1 | 2057736 | |
| 2 | 45101-323-013 | CALIPER A (TOKIKO) | 1 | 1 | | |
| 3 | 45102-323-003 | CALIPER B (TOKIKO) | 1 | 1 | | |
| 4 | 45104-323-010 | JOINT; CALIPER HOLDER 45104-317-700 | 1 | | | |
| | 45104-317-700 | JOINT; CALIPER HOLDER | 1 | 1 | | |
| 5 | 45105-323-016 | PAD COMP. A (ASAHI) 45105-323-023 | 1 | | | |
| | 45105-323-023 | PAD COMP. A 45105-323-043 | 1 | | | |
| | 45105-323-043 | PAD COMP. A (TOKIKO) 45105-323-036 | 1 | | 2057735 | |
| | 45105-323-036 | PAD COMP. A | 1 | 1 | 2057736 | |
| 6 | 45106-323-006 | PAD COMP. B | 1 | 1 | | |
| | 45106-323-013 | PAD COMP. B (TOKIKO) 45106-323-006 | 1 | | 2057735 | |
| | 45106-323-006 | PAD COMP. B | 1 | | 2057736 | |
| 7 | 45107-323-020 | PISTON COMP. | 1 | 1 | | |
| 8 | 45108-300-003 | SEAL; PISTON (TOKIKO) | 1 | 1 | | |
| 9 | 45115-323-010 | HOLDER; CALIPER | 1 | 1 | | |
| 10 | 45116-323-010 | PIN; CALIPER HOLDER 45116-323-020 | 1 | 1 | | 2034711 |
| | 45116-323-020 | PIN; CALIPER HOLDER | 1 | 1 | 2034712 | |
| 11 | 45117-300-020 | BOLT; CALIPER ADJUSTING | 1 | 1 | | |
| 12 | 45119-300-020 | SPRING; CALIPER ADJUSTING | 1 | 1 | | |
| 13 | 45120-323-020 | DISK COMP.; FRONT BRAKE | 1 | 1 | | |
| 14 | 45140-323-670 | COVER COMP.; DISK | | | | |
| 15 | 45224-579-013 | VALVE; BLEEDER | 1 | 1 | | |
| 16 | 45225-579-013 | CAP; BLEEDER | 1 | 1 | | |
| 17 | 90165-323-000 | BOLT; CALIPER SETTING | 2 | 2 | | |
| 18 | 90522-300-010 | WASHER; TONGUED; 8MM | 3 | 3 | | |
| 19 | 91259-300-000 | O-RING; 10X1.7 | 2 | 2 | | |
| 20 | 92200-06025 | BOLT; HEX.; 6X25 | 2 | 2 | | |
| 21 | 92200-08035-0A | BOLT; HEX.; 8X35 | 1 | 1 | | |
| 22 | 94001-06000 | NUT; HEX.; 6MM | 1 | 1 | | |
| 23 | 94001-08000-05 | NUT; HEX.; 8MM | 6 | 6 | | |
| 24 | 94101-06000 | WASHER; PLAIN; 6MM | 1 | 1 | | |
| 25 | 94101-08000 | WASHER; PLAIN; 8MM | 1 | 1 | | |
| 26 | 94102-10000 | WASHER; PLAIN; 10MM | 2 | 2 | | |
| 27 | 94111-06000 | WASHER; SPRING; 6MM | 2 | 2 | | |
| 28 | 94111-08000 | WASHER; SPRING; 8MM | 1 | 1 | | |
| 29 | 94201-16220 | PIN; SPLIT; 1.6X22 | 1 | 1 | | |

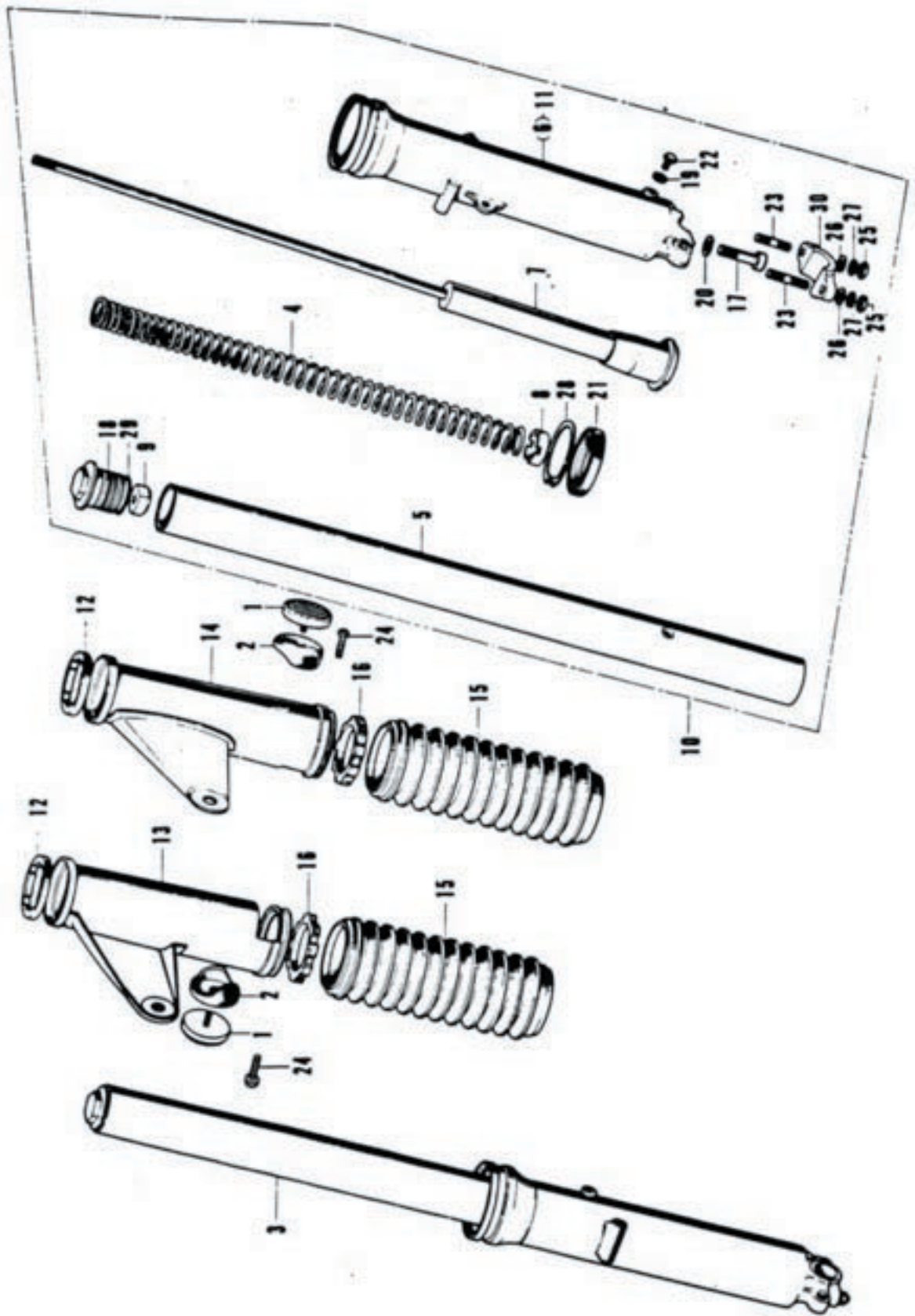
F-7 Front Wheel



F-7 Front Wheel

| Ref. No. | Part No. | Description | Reqd. No. | | Serial No. | Area Code |
|----------|----------------|-------------------------------------|-----------|-------|------------|-----------------------------------|
| | | | CB500 | K1 K2 | | |
| 1 | 44301-300-000 | AXLE: FRONT WHEEL | 1 | 1 1 | | |
| 2 | 44311-300-000 | COLLAR: FRONT WHEEL SIDE | 1 | 1 1 | | |
| 3 | 44601-300-040 | HUB: FRONT WHEEL | 1 | 1 1 | | |
| 4 | 44606-283-000 | BALANCER (20G) | N | N N | | |
| | 44607-283-000 | BALANCER (15G) | N | N N | | |
| | 44608-283-000 | BALANCER (10G) | N | N N | | |
| | 44609-283-000 | BALANCER (5G) | N | N N | | |
| 5 | 44606-300-003 | SPOKE A: FRONT (DA100) | 20 | 20 20 | | |
| 6 | 44607-300-003 | SPOKE B: FRONT (DA100) | 20 | 20 20 | | |
| 7 | 44620-300-020 | COLLAR: FRONT AXLE DISTANCE | 1 | 1 1 | | |
| 8 | 44641-300-020 | RETAINER: GEAR BOX 44641-341-000 | 1 | | | |
| | 44641-341-000 | RETAINER: GEAR BOX | | 1 1 | | |
| 9 | 44642-300-020 | COVER: GEAR BOX RETATNFR | 1 | 1 1 | | |
| 10 | 44643-300-000 | RETAINER: FRONT WHEEL BEARING | 1 | 1 1 | | |
| 11 | 44701-300-013 | RIM: FRONT WHEEL (19 DA100) | 1 | 1 1 | | |
| 12 | 44711-300-003 | TIRE: FRONT WHEEL (3.25-19) (BS) | 1 | | 1012111 | |
| | 44711-300-013 | TIRE: FRONT WHEEL (3.25-19 BS) | 1 | | 1012112 | |
| | 44711-300-013 | TIRE: FRONT WHEEL (3.25-19 BS) | 1 | | 2065945 | D+E+ED+F+G A |
| | 44711-375-003 | TIRE: FRONT WHEEL (3.25-19 BS) | 1 | | 2065946 | D+E+ED+F+G |
| 13 | 44712-300-000 | TUBE: FRONT WHEEL (3.25-19) | 1 | 1 | 2068895 | A+M+U D+E+ED+F+G D+E+ED+F+G |
| | 44712-300-003 | TUBE: TIRE (3.25/3.50-19 BS) | 1 | 1 | 2068896 | D+E+ED+F+G |
| 14 | 44713-300-000 | FLAP: FRONT TUBE (19) | 1 | 1 | 2068895 | A+M+U D+E+ED+F+G D+E+ED+F+G |
| | 44713-300-003 | FLAP: TIRE (1.85-19 BS) | 1 | 1 | 2068896 | D+E+ED+F+G |
| 15 | 44800-323-000 | BOX ASSY.: SPEEDOMETER GEAR | 1 | 1 1 | | |
| 16 | 90122-300-020 | BOLT: 8X102 | 6 | 6 6 | | |
| 17 | 90305-300-000 | NUT: FRONT AXLE | 1 | 1 1 | | |
| 18 | 91252-300-003 | DUST SEAL: 22X36X8 | 1 | 1 1 | | |
| 19 | 91302-300-000 | O-RING: 58X2 | 1 | 1 1 | | |
| 20 | 93700-05015-0A | SCREW: OVAL: 5X15 | 1 | 1 1 | | |
| 21 | 96140-63020 | BEARING: BALL: 6302 | 2 | 2 2 | | |

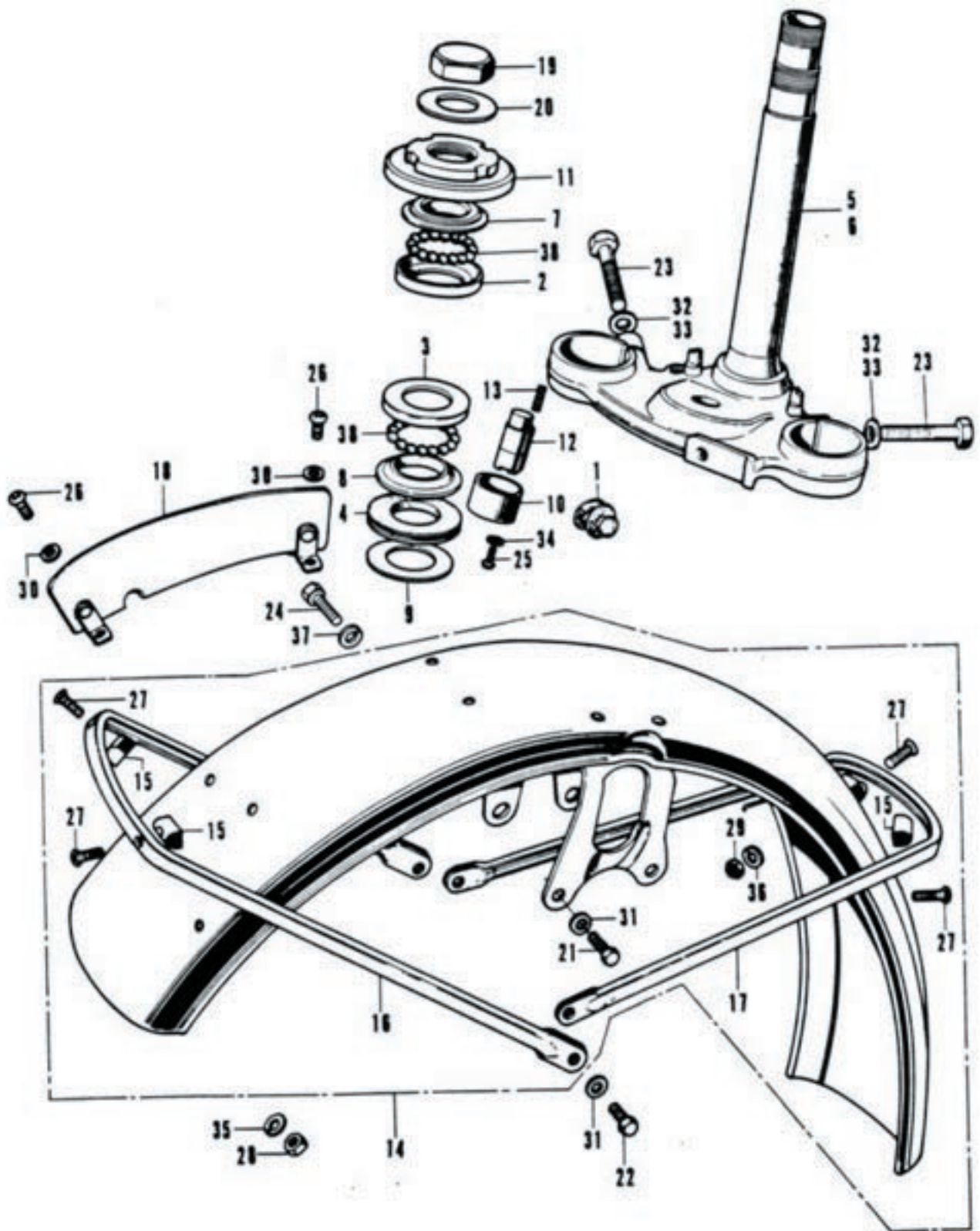
F-8 Front Cushion



F-8 Front Cushion

| Ref. No. | Part No. | Description | Reqd. No. | | Serial No. | Area Code |
|----------|-----------------|------------------------------------|-----------|-------|------------|------------|
| | | | CB500 | K1 K2 | | |
| 1 | 33741-286-670 | REFLECTOR, FRONT REFLEX | 2 | | 2049708 F | A+D+E+ED+G |
| | 33741-340-670 | REFLECTOR, FRONT REFLEX | 2 | 2 | | |
| 2 | 33743-286-670 | BASE, FRONT REFLEX REFLECTOR | 2 | | 2049708 F | A+D+E+ED+G |
| | 33743-341-670 | BASE, FRONT REFLEX REFLECTOR | 2 | 2 | | |
| 3 | 51400-323-305 | FORK ASSY., RIGHT FRONT | 1 | | | |
| | 51400-323-315 | FORK ASSY., RIGHT FRONT | 1 | 1 | | |
| 4 | 51401-323-010 | SPRING, FRONT CUSHION | 2 | 2 | | |
| 5 | 51410-323-010 | PIPE, FRONT FORK | 2 | 2 | | |
| 6 | 51421-323-010 | CASE, RIGHT FRONT FORK BOTTOM | 1 | 1 | | |
| 7 | 51430-323-010 | DAMPER COMP. | 2 | | | |
| | 51430-323-020 | DAMPER COMP. | 2 | 2 | | |
| 8 | 51461-323-010 | SEAT, CUSHION SPRING | 2 | 2 | | |
| 9 | 51462-323-000 | NUT, LOCK, 8MM | 2 | 2 | | |
| 10 | 51500-323-305 | FORK ASSY., LEFT FRONT | 1 | | | |
| | 51500-323-315 | FORK ASSY., LEFT FRONT | 1 | 1 | | |
| 11 | 51521-323-010 | CASE, LEFT FRONT FORK BOTTOM | 1 | 1 | | |
| 12 | 51601-323-000 | CUSHION, FRONT FORK UPPER COVER | 2 | 2 | | |
| 13 | 51602-323-010XW | COVER, RIGHT FRONT FORK UPPER | 1 | | | |
| | 51602-323-020XW | COVER, RIGHT FRONT FORK UPPER | 1 | | | |
| | 51602-323-671XW | COVER, RIGHT FRONT FORK UPPER | 1 | 1 | | |
| 14 | 51606-323-010XW | COVER, LEFT FRONT FORK UPPER | 1 | | | |
| | 51606-323-020XW | COVER, LEFT FRONT FORK UPPER | 1 | | | |
| | 51606-323-671XW | COVER, LEFT FRONT FORK UPPER | 1 | 1 | | |
| 15 | 51611-300-000 | BOOT, FRONT FORK | 2 | 2 | | |
| 16 | 51622-323-000 | CUSHION B, FRONT FORK COVER | 2 | 2 | | |
| 17 | 90116-283-010 | BOLT, SOCKET, 8MM | 2 | 2 | | |
| 18 | 90123-323-010 | BOLT, FRONT FORK | 2 | 2 | | |
| 19 | 90543-273-000 | PACKING, FRONT FORK DRAIN COCK | 2 | 2 | | |
| 20 | 90544-283-000 | WASHER, SPECIAL, 8MM | 2 | 2 | | |
| 21 | 91255-323-013 | OIL-SEAL, 35X48X11 | 2 | 2 | | |
| 22 | 92000-06010 | BOLT, HEX., 6X10 | 2 | 2 | | |
| 23 | 92700-08050-30 | BOLT, STUD, 8X50 | 4 | 4 | | |
| 24 | 93500-06006-02 | SCREW, PAN, 6X6 | 2 | | 2049709 | |
| 25 | 94030-08000 | NUT, HEX., 8MM | 4 | 4 | | |
| 26 | 94101-08000 | WASHER, PLAIN, 8MM | 4 | 4 | | |
| 27 | 94111-08000 | WASHER, SPRING, 8MM | 4 | 4 | | |
| 28 | 94521-48000 | CIR CLIP, INTERNAL, 48MM | 2 | 2 | | |
| 29 | 94608-50000 | O-RING, 23X2.8 | 2 | 2 | | |
| 30 | 95014-41000 | HOLDER, AXLE | 2 | 2 | | |

F-9 Steering Stem • Front Fender

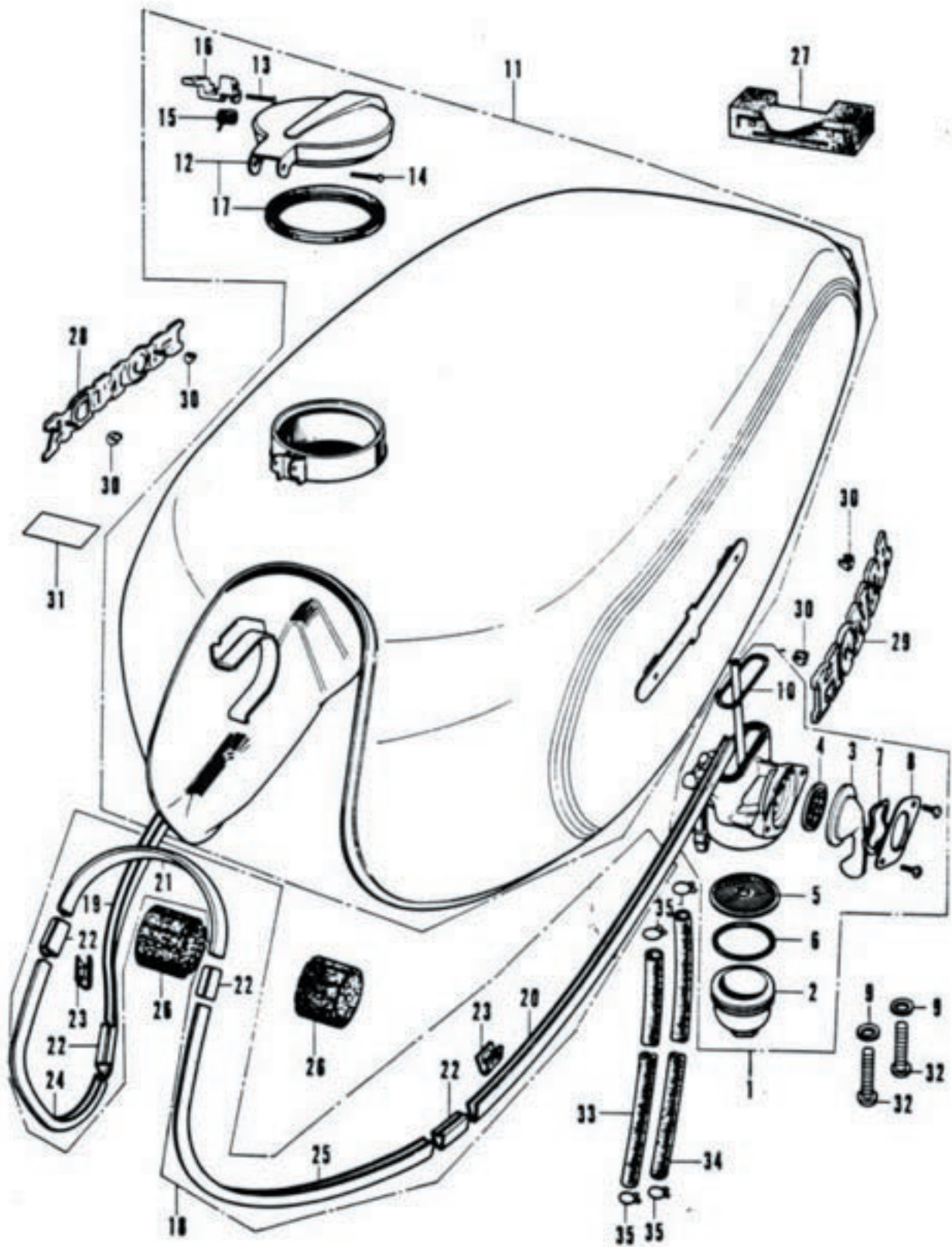


B323-50
B323-51

F-9 Steering Stem • Front Fender

| Ref. No. | Part No. | Description | Reqd. No. | | Serial No. | Area Code |
|----------|-----------------|--|-----------|-------|------------|----------------------|
| | | | CB500 | K1 K2 | | |
| 1 | 45451-283-000 | GROMMET, WIRE | 1 | 1 1 | | |
| 2 | 50301-268-305 | RACE, STEERING TOP BALL | 1 | 1 1 | | |
| 3 | 50302-268-305 | RACE, STEERING BOTTOM BALL | 1 | 1 1 | | |
| 4 | 53124-250-000 | SEAL, STEERING HEAD DUST | 1 | 1 1 | | |
| 5 | 53200-323-010B | STEM COMP., STEERING 53020-323-305B | 1 | | 1041205 | A+D+E+F+U |
| | 53200-323-020B | STEM COMP., STEERING | 1 | 1 1 | 1041206 | A+D+E+F+U A+D+E+F |
| 6 | 53200-323-610B | STEM COMP., STEERING 53200-323-611B | 1 | | 1041205 | E+G+H |
| | 53200-323-611B | STEM COMP., STEERING | 1 | 1 | 1041206 | E+G+H E+G |
| 7 | 53211-268-305 | RACE, STEERING TOP CONE | 1 | 1 1 | | |
| 8 | 53212-250-305 | RACE, STEERING BOTTOM CONE | 1 | 1 1 | | |
| 9 | 53215-250-000 | WASHER, STEERING HEAD DUST SEAL | 1 | 1 1 | | |
| 10 | 53215-317-000 | COVER COMP., HANDLE LOCK CASE | 1 | 1 1 | | A+D+E+F+U |
| 11 | 53220-286-000 | THREAD COMP., STEERING HEAD TOP | 1 | 1 1 | | |
| 12 | 53600-230-000 | LOCK COMP., STEERING HANDLE (TOYO) | 1 | 1 1 | | A+D+E+F+U |
| 13 | 53631-268-020 | SPRING, HANDLE LOCK | 1 | 1 1 | | A+D+E+F+U |
| 14 | 61100-323-030XW | FENDER COMP., FRONT | 1 | 1 1 | | A+D+E+D+F+G+H+U |
| | 61100-323-600XW | FENDER COMP., FRONT | 1 | 1 | | E |
| 15 | 61102-300-000 | PIECE, FENDER SETTING | 4 | 4 4 | | |
| 16 | 61111-323-000 | STAY A, FRONT FENDER | 1 | 1 1 | | |
| 17 | 61112-323-000 | STAY B, FRONT FENDER | 1 | 1 1 | | |
| 18 | 61131-283-600B | PLATE, FRONT NUMBER | 1 | 1 | | E |
| 19 | 90304-323-670 | NUT, STEERING STEM | 1 | 1 1 | | |
| 20 | 90503-283-000 | WASHER, STEERING STEM | 1 | 1 1 | | |
| 21 | 92000-06016 | BOLT, HEX., 6X16 | 2 | 2 2 | | |
| 22 | 92000-06020 | BOLT, HEX., 6X20 | 4 | 4 4 | | |
| 23 | 92000-10035-0A | BOLT, HEX., 10X35 | 2 | 2 2 | | |
| 24 | 92200-06025 | BOLT, HEX., 6X25 | 2 | 2 2 | | |
| 25 | 93500-03008-0A | SCREW, PAN, 3XB | 1 | 1 1 | | A+D+E+F+U |
| 26 | 93500-04012-0B | SCREW, PAN, 4X12 | 4 | 4 | | E |
| 27 | 93700-05020-02 | SCREW, OVAL, 5X20 | 4 | 4 4 | | |
| 28 | 94001-04000-05 | NUT, HEX., 4MM | 4 | 4 | | E |
| 29 | 94001-05000 | NUT, HEX., 5MM | 4 | 4 4 | | |
| 30 | 94101-04000 | WASHER, PLAIN, 4MM | 4 | 4 | | E |
| 31 | 94101-06000 | WASHER, PLAIN, 6MM | 6 | 6 6 | | |
| 32 | 94101-10000 | WASHER, PLAIN, 10MM | 2 | 2 | 2034711 | |
| | 94102-10000 | WASHER, PLAIN, 10MM | 2 | | 2034712 | |
| 33 | 94102-10000 | WASHER, PLAIN, 10MM | | 2 | | |
| 34 | 94111-03000 | WASHER, SPRING, 3MM | 1 | 1 | 2034711 | A+D+E+F+U A+D+E+F |
| | 94101-03000 | WASHER, PLAIN, 3MM | 1 | 1 | 2034712 | A+D+E+F |
| 35 | 94111-04000 | WASHER, SPRING, 4MM | 1 | 1 | | |
| 36 | 94111-05000 | WASHER, SPRING, 5MM | 4 | 4 4 | | |
| 37 | 94111-06000 | WASHER, SPRING, 6MM | 2 | 2 2 | | |
| 38 | 96211-08000 | BALL, STEEL, #8 | 37 | 37 37 | | |

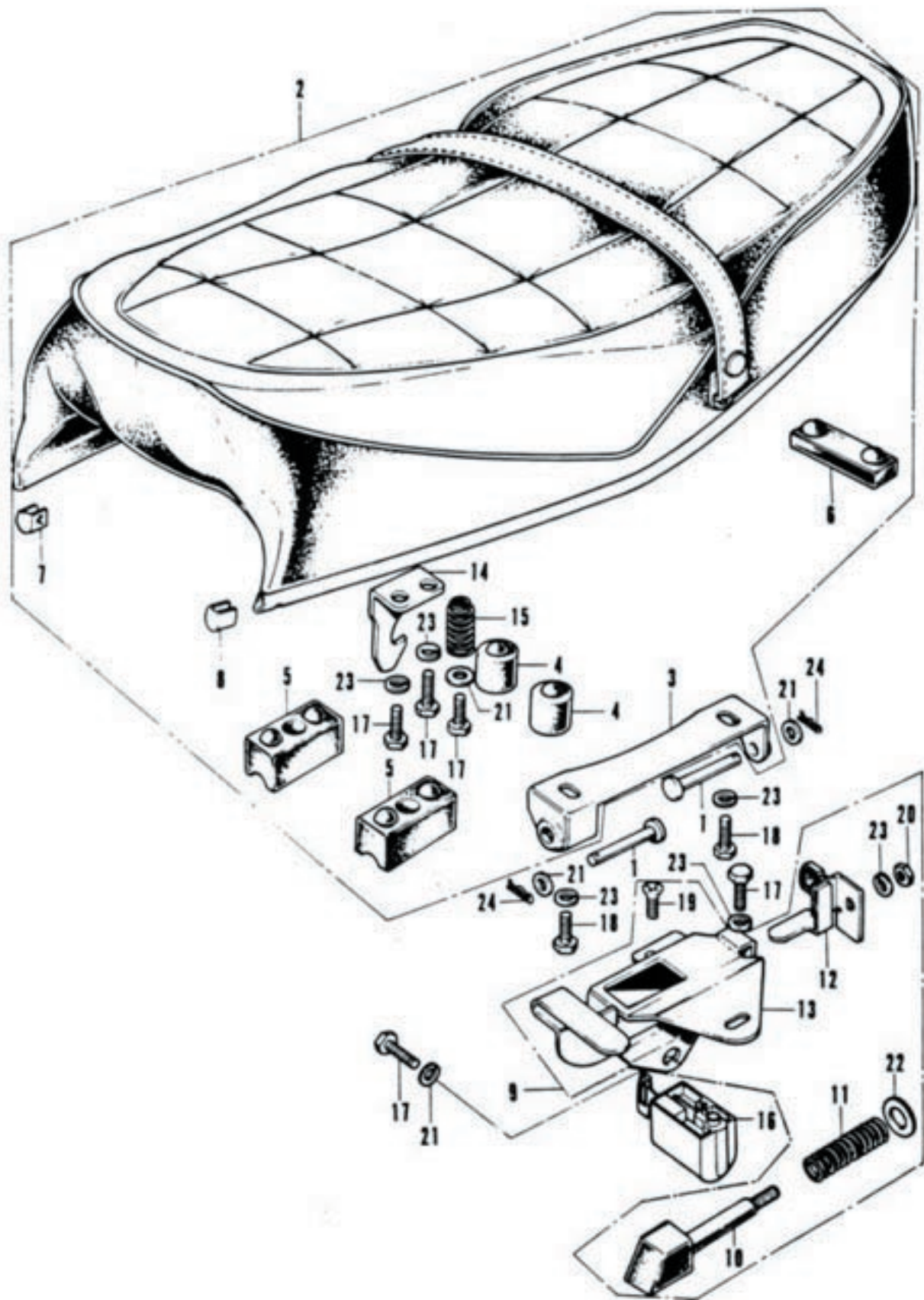
F-10 Fuel Tank • Cock



F-10 Fuel Tank • Cock

| Ref. No. | Part No. | Description | Reqd. No. | | Serial No. | Area Code |
|----------|-----------------|-------------------------------|-----------|-------|-----------------|----------------|
| | | | CB500 | K1 K2 | | |
| 1 | 16950-300-020 | COCK ASSY. FUEL | 1 | 1 1 | | |
| 2 | 16952-268-000 | CUP FUEL STRAINER | 1 | 1 1 | | |
| 3 | 16953-268-020 | LEVER FUEL COCK | 1 | 1 1 | | |
| 4 | 16955-268-020 | GASKET COCK VALVE | 1 | 1 1 | | |
| 5 | 16957-268-010 | SCREEN FUEL STRAINER | 1 | 1 1 | | |
| 6 | 16958-268-010 | O-RING | 1 | 1 1 | | |
| 7 | 16960-268-010 | SPRING COCK LEVER | 1 | 1 1 | | |
| 8 | 16961-268-010 | PLATE FUEL COCK LEVER SETTING | 1 | 1 1 | | |
| 9 | 16993-011-000 | GASKET COCK FIXING | 2 | 2 2 | | |
| 10 | 16997-273-006 | O-RING 23MM | 1 | 1 1 | | |
| 11 | 17500-323-000B | TANK COMP. FUEL | 1 | 1 | | D+E+ED+F+G+H+U |
| | 17500-323-000K0 | TANK COMP. FUEL | 1 | 1 | | |
| | 17500-323-000KE | TANK COMP. FUEL | 1 | 1 | | |
| | 17500-323-000KF | TANK COMP. FUEL | 1 | | | |
| | 17500-323-000MZ | TANK COMP. FUEL | | 1 | | |
| | 17500-323-700PZ | TANK COMP. FUEL | | | 1 | |
| | 17500-323-700QJ | TANK COMP. FUEL | | | 1 | |
| | 17500-323-700QP | TANK COMP. FUEL | | | 1 | |
| 12 | 17510-323-310 | CAP COMP. FUEL TANK | 1 | 1 1 | | |
| 13 | 17513-300-300 | PIN FUEL FILLER CAP CHECK | 1 | 1 1 | | |
| 14 | 17514-323-300 | PIN B FUEL FILLER CAP | 1 | 1 1 | | |
| 15 | 17515-300-300 | SPRING FUEL FILLER CAP CHECK | 1 | 1 1 | | |
| 16 | 17517-300-340 | CHECK FUEL FILLER CAP | 1 | 1 1 | | |
| 17 | 17534-323-300 | GASKET FUEL FILLER CAP | 1 | 1 1 | | |
| 18 | 17540-323-000 | MOULDING SET FUEL TANK | 1 | 1 1 | | |
| 19 | 17541-323-000 | MOULDING RIGHT FUEL TANK | 1 | 1 1 | | |
| 20 | 17542-323-000 | MOULDING LEFT FUEL TANK | 1 | 1 1 | | |
| 21 | 17543-323-000 | MOULDING FUEL TANK MIDDLE | 1 | 1 1 | | |
| 22 | 17544-323-000 | CLIP A FUEL TANK MOULDING | 6 | 6 6 | | |
| 23 | 17545-323-010 | CLIP B FUEL TANK MOULDING | 15 17 | 17 17 | 1009594 1009593 | |
| 24 | 17548-323-000 | MOULDING RIGHT TANK MIDDLE | 1 | 1 1 | | |
| 25 | 17549-323-000 | MOULDING LEFT TANK MIDDLE | 1 | 1 1 | | |
| 26 | 17611-283-010 | CUSHION FUEL TANK FRONT | 2 | 2 2 | | |
| 27 | 17613-286-000 | CUSHION FUEL TANK REAR | 1 | 1 1 | | |
| 28 | 87121-323-000 | EMBEM RIGHT FUEL TANK | 1 | 1 1 | | |
| 29 | 87122-323-000 | EMBEM LEFT FUEL TANK | 1 | 1 1 | | |
| 30 | 87311-516-000 | NUT RR. EMBLEM ATTACHING | 4 | 4 4 | | |
| 31 | 87560-323-611A | MARK DRIVE CAUTION | 1 | 1 | | G |
| | 87560-323-611B | MARK DRIVE CAUTION | 1 | 1 | | G |
| | 87560-323-621A | MARK DRIVE CAUTION | 1 | 1 | | F |
| | 87560-323-621B | MARK DRIVE CAUTION | 1 | 1 | | F |
| | 87560-323-670A | MARK DRIVE CAUTION | 1 | 1 1 | | A+D+E+ED+U |
| | 87560-323-670B | MARK DRIVE CAUTION | 1 | 1 1 | | A+D+E+ED+U |
| 32 | 93500-06032 | SCREW PAN 6X32 | 2 | 2 2 | | |
| 33 | 95001-55180-40 | TUBE FUEL 5.5X180 | 1 | 1 1 | | |
| 34 | 95001-55300-40 | TUBE FUEL 5.5X300 | 1 | 1 1 | | |
| 35 | 95002-02100 | CLIP TUBE B10 | 4 | 4 4 | | |

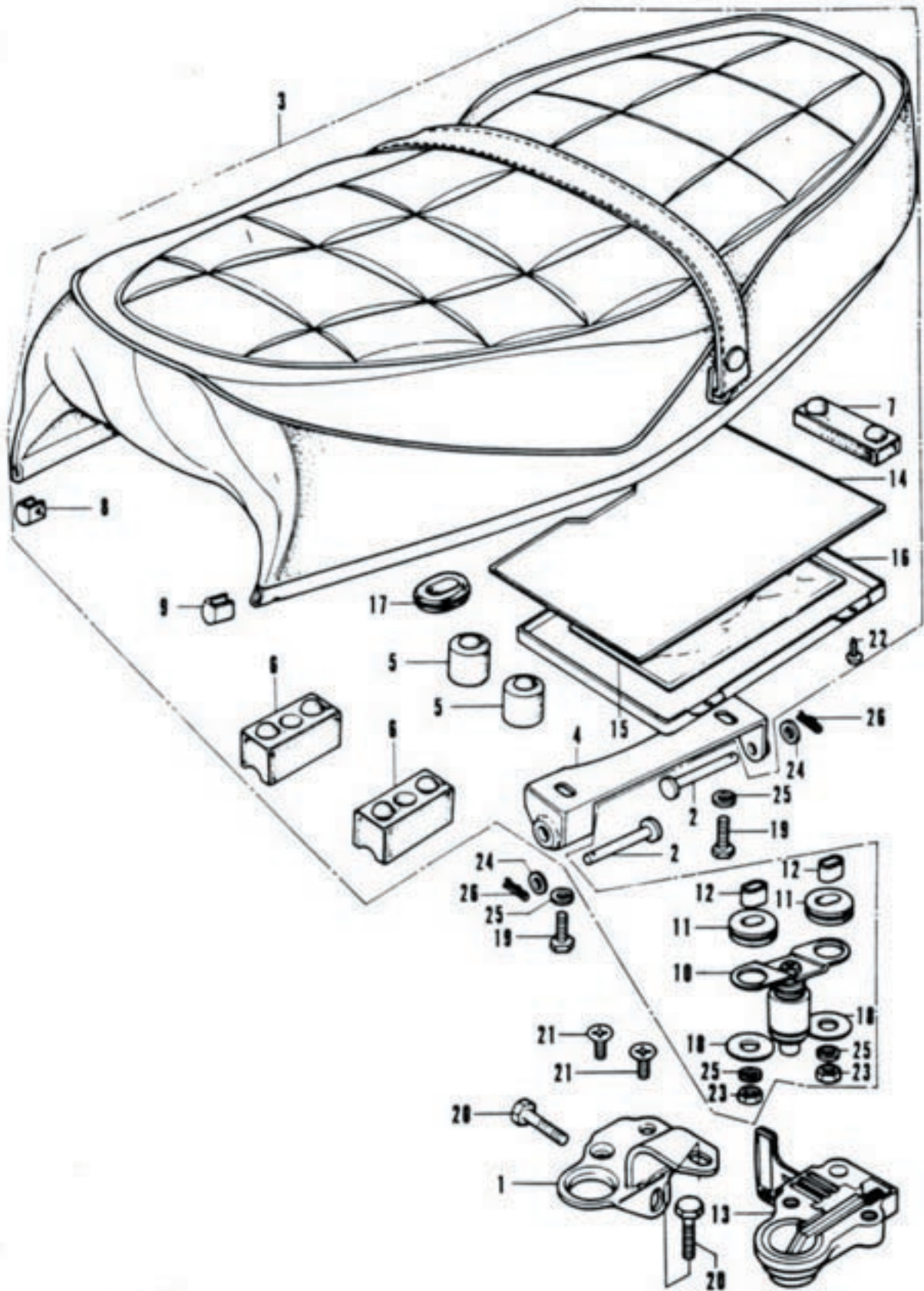
F-11 Double Seat



F-11 Double Seat

| Ref. No. | Part No. | Description | Reqd. No. | Serial No. | Area Code |
|----------|----------------|------------------------------------|----------------|------------|-----------|
| | | | CB500 K1 K2 | | |
| 1 | 77103-313-000 | BAR, SEAT HINGE | 2 | | |
| 2 | 77200-323-030A | SEAT ASSY | 1 | | |
| 3 | 77201-323-000 | HINGE, SEAT | 1 | | |
| 4 | 77204-286-020 | RUBBER A, SEAT SETTING | 2 | | |
| 5 | 77204-292-000 | RUBBER, SEAT SETTING | 2 | | |
| 6 | 77204-312-000 | RUBBER, SEAT SETTING | 1 | | |
| 7 | 77211-323-300 | GARNISH, RIGHT SEAT MOLD | 1 | | |
| 8 | 77212-323-300 | GARNISH, LEFT SEAT MOLF | 1 | | |
| 9 | 77230-323-010 | CATCH ASSY., SEAT 77230-323-020 | 1 | | |
| | 77230-323-020 | CATCH ASSY., SEAT | 1 | | |
| 10 | 77231-317-670 | SLIDER, SEAT CATCH | 1 | | |
| 11 | 77232-300-000 | SPRING, SEAT CATCH | 1 | | |
| 12 | 77233-323-010 | LEVER, SEAT CATCH | 1 | | |
| 13 | 77234-323-030 | PLATE, SEAT CATCH | 1 | | |
| 14 | 77235-323-000 | HOOK, SEAT CATCH | 1 | | |
| 15 | 77244-300-000 | SPRING, SEAT LIFT | 1 | | |
| 16 | 77250-323-000 | LOCK ASSY., SEAT | 1 | | |
| 17 | 92000-06012 | BOLT, HEX., 6X12 | 5 | | |
| 18 | 92000-06016 | BOLT, HEX., 6X16 | 2 | | |
| 19 | 93600-06010 | SCREW, FLAT, 6X10 | 2 | | |
| 20 | 94001-06000 | NUT, HEX., 6MM | 1 | | |
| 21 | 94101-06000 | WASHER, PLAIN, 6MM | 4 | | |
| 22 | 94102-08000 | WASHER, PLAIN, 8MM | 1 | | |
| 23 | 94111-06000 | WASHER, SPRING, 6MM | 6 | | |
| 24 | 94251-06000 | PIN, LOCK, 6MM | 2 | | |

F-12 Double Seat (K1 · K2)

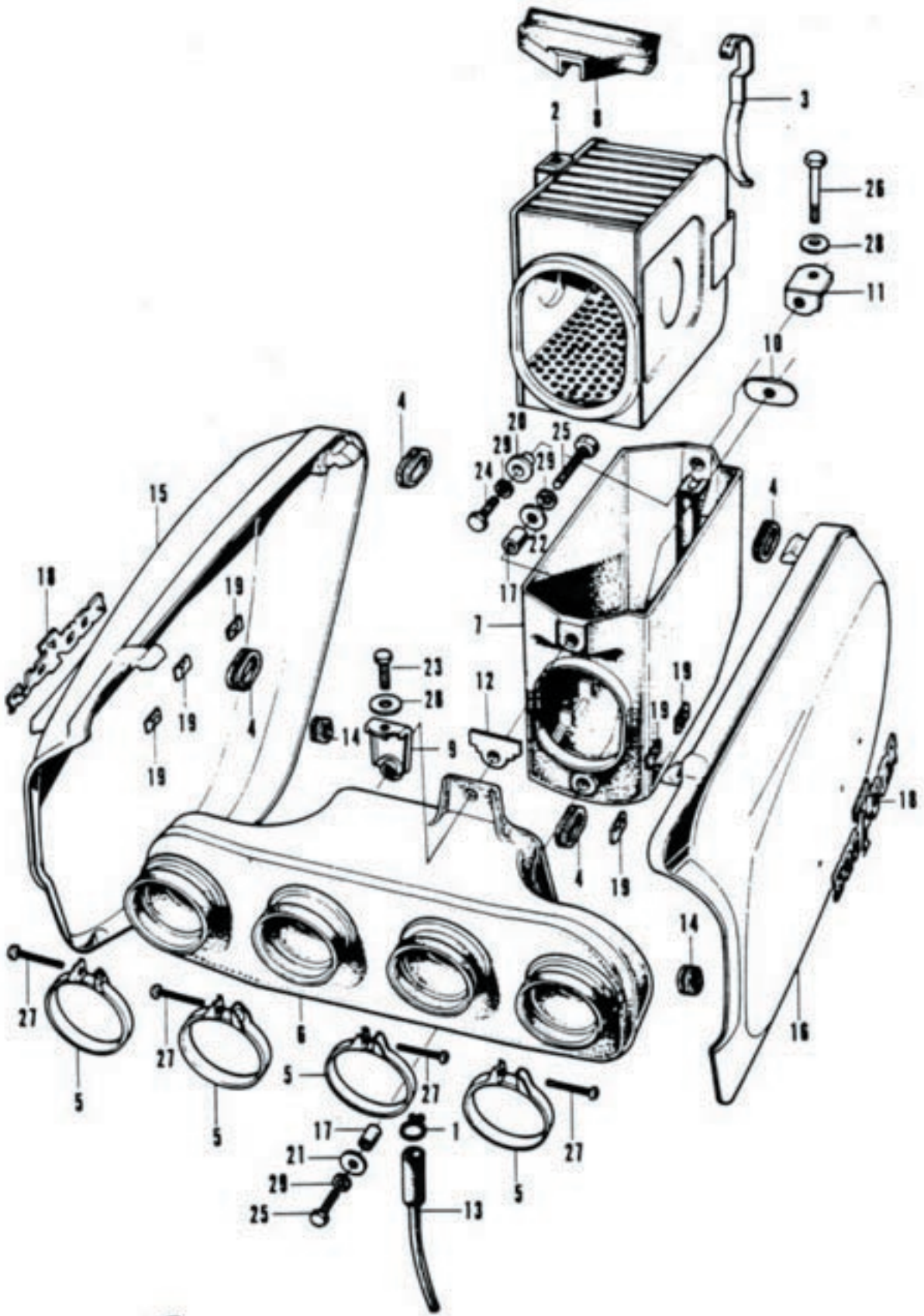


F-12 Double Seat (K1 - K2)

| Ref. No. | Part No. | Description | Reqd. No. | | Serial No. | Area Code |
|----------|----------------|---------------------------|-----------|-------|------------|-----------------|
| | | | CB500 | K1 K2 | | |
| 1 | 50223-323-010 | PLATE, SEAT LOCK SET | 1 | 1 | | |
| 2 | 77103-313-000 | BAR, SEAT HINGE | 2 | 2 | | |
| 3 | 77200-323-050A | SEAT ASSY | 1 | 1 | | |
| 4 | 77201-323-000 | HINGE, SEAT | 1 | 1 | 2068885 | D,E,ED,F,G A |
| | 77201-323-010 | HINGE, SEAT | 1 | 1 | 2068886 | D,E,ED,F,G |
| 5 | 77204-286-020 | RUBBER, SEAT SETTING | 2 | 2 | | |
| 6 | 77204-292-000 | RUBBER, SEAT SETTING | 2 | 2 | | |
| 7 | 77204-312-000 | RUBBER, SEAT SETTING | 1 | 1 | | |
| 8 | 77211-323-300 | GARNISH, RIGHT SEAT MOLD | 1 | 1 | | |
| 9 | 77212-323-300 | GARNISH, LEFT SEAT MOLD | 1 | 1 | | |
| 10 | 77220-340-011 | BAR ASSY, SEAT LOCK | 1 | 1 | | |
| 11 | 77228-340-001 | RUBBER, LOCK BAR CUSHION | 2 | 2 | | |
| 12 | 77229-340-001 | COLLAR, SEAT LOCK BAR | 2 | 2 | | |
| 13 | 77230-347-003 | LOCK ASSY, SEAT (TOYOSHA) | 1 | 1 | | |
| 14 | 77250-342-300 | LID, SEAT UNDER | 1 | 1 | | |
| 15 | 77251-342-000 | BAG, SERVICE BOOK | 1 | 1 | | |
| 16 | 77260-323-300 | LID, SEAT | 1 | 1 | | |
| 17 | 83551-300-000 | GROMMET, AIR CLEANER CASE | 1 | 1 | | |
| 18 | 90514-700-000 | WASHER, TANK COLLAR LOCK | 2 | 2 | | |
| 19 | 92000-06016 | BOLT, HEX., 6X16 | 2 | 2 | | |
| 20 | 92000-06018 | BOLT, HEX., 6X18 | 2 | 2 | | |
| 21 | 93600-06016-07 | SCREW, FLAT, 6X16 | 2 | 2 | | |
| 22 | 93901-25080 | SCREW, TAPPING, 5XB | 2 | 2 | | |
| 23 | 94001-06000 | NUT, HEX., 6MM | 2 | 2 | | |
| 24 | 94101-06000 | WASHER, PLAIN, 6MM | 2 | 2 | | |
| 25 | 94111-06000 | WASHER, SPRING, 6MM | 6 | 6 | | |
| 26 | 94251-06000 | PIN, LOCK, 6MM | 2 | 2 | | |

F-13 Air Cleaner • Element • Side Cover

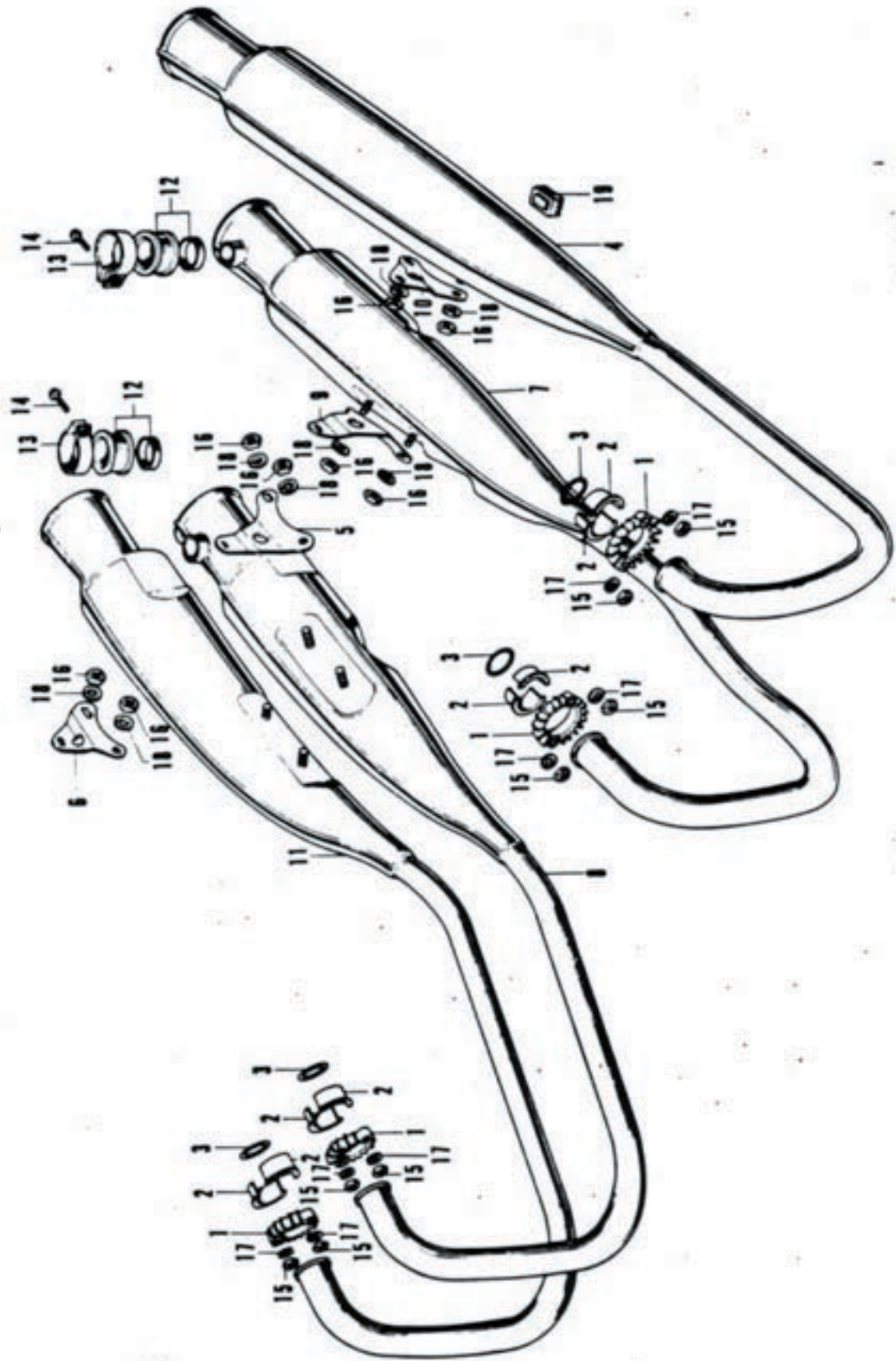
4



F-13 Air Cleaner • Element • Side Cover

| Ref. No. | Part No. | Description | Reqd. No. | | Serial No. | Area Code |
|----------|-----------------|---------------------------------|-----------|-------|------------|----------------------|
| | | | CB500 | K1 K2 | | |
| 1 | 15772-292-010 | CLIP, BREATHER TUBE | 1 | 1 1 | | |
| 2 | 17210-323-020 | ELEMENT, AIR CLEANER | 1 | | | |
| | 17210-323-030 | ELEMENT, AIR CLEANER | | 1 1 | | |
| 3 | 17216-323-020 | SPRING, CLEANER ELEMENT | 1 | 1 1 | | |
| 4 | 17247-303-000 | GROMMET A, AIR CLEANER CASE | 4 | 4 4 | | |
| 5 | 17255-323-000 | BAND A, CLEANER CONNECTING TUBE | 4 | 4 4 | | |
| 6 | 17310-323-000B | CHAMBER COMP., AIR CLEANER | 1 | 1 1 | | |
| 7 | 17313-323-030 | CASE, AIR CLEANER ELEMENT SEAL | 1 | | | |
| | 17313-323-040 | CASE, AIR CLEANER ELEMENT SEAL | | 1 1 | | |
| 8 | 17315-323-000 | COVER, AIR CLEANER | 1 | 1 1 | 1021199 | A+D+E+F+U A+D+E+I |
| 9 | 17317-323-010 | STAY, AIR CLEANER | 1 | 1 1 | | |
| 10 | 17318-323-000 | WASHER, ELEMENT SETTING | 1 | 1 1 | | |
| 11 | 17319-323-000 | STAY, AIR CLEANER REAR | 1 | 1 1 | | |
| 12 | 17331-323-000 | PLATE, AIR CLEANER | 1 | 1 1 | | |
| 13 | 17335-323-000 | TUBE ASSY., BREATHER | 1 | 1 1 | | |
| 14 | 83551-300-000 | GROMMET, AIR CLEANER CASE | 2 | 2 2 | | |
| 15 | 83600-323-020B | COVER, RIGHT SIDE | 1 | 1 | | D+E+ED+F+G+H+U |
| | 83600-323-020EE | COVER, RIGHT SIDE | 1 | 1 | | |
| | 83600-323-020KB | COVER, RIGHT SIDE | 1 | 1 | | |
| | 83600-323-020KC | COVER, RIGHT SIDE | 1 | | | |
| | 83600-323-020LX | COVER, RIGHT SIDE | | 1 | | |
| | 83600-323-020LV | COVER, RIGHT SIDE | | | 1 | |
| | 83600-323-020LY | COVER, RIGHT SIDE | | | 1 | |
| | 83600-323-020QQ | COVER, RIGHT SIDE | | | 1 | |
| 16 | 83700-323-020B | COVER, LEFT SIDE | 1 | 1 | | D+E+ED+F+G+H+U |
| | 83700-323-020EE | COVER, LEFT SIDE | 1 | 1 | | |
| | 83700-323-020KB | COVER, LEFT SIDE | 1 | 1 | | |
| | 83700-323-020KC | COVER, LEFT SIDE | 1 | | | |
| | 83700-323-020LX | COVER, LEFT SIDE | | 1 | | |
| | 83700-323-020LV | COVER, LEFT SIDE | | | 1 | |
| | 83700-323-020LY | COVER, LEFT SIDE | | | 1 | |
| | 83700-323-020QQ | COVER, LEFT SIDE | | | 1 | |
| 17 | 84705-310-000 | COLLAR, REAR FENDER | 2 | 2 2 | | |
| 18 | 87124-323-000 | EMBLEM, SIDE COVER | 2 | 2 2 | | |
| 19 | 90315-504-000 | NUT, SPEED, 3MM | 6 | 6 6 | | |
| 20 | 90512-300-000 | WASHER, 6X20 | 1 | 1 1 | | |
| 21 | 90581-701-000 | WASHER, 18MM | 3 | 3 3 | | |
| 22 | 90601-579-000 | WASHER, PLAIN, 6MM | 1 | 1 | 2034711 | |
| | 94101-06000 | WASHER, PLAIN, 6MM | | 1 | 2034712 | |
| | | | | 1 | | |
| 23 | 92000-06012 | BOLT, HEX., 6X12 | 1 | 1 1 | | |
| 24 | 92000-06016 | BOLT, HEX., 6X16 | 1 | 1 1 | | |
| 25 | 92000-06025 | BOLT, HEX., 6X25 | 2 | 2 2 | | |
| 26 | 92000-06040 | BOLT, HEX., 6X40 | 1 | 1 1 | | |
| 27 | 93500-04020-0A | SCREW, PAN, 4X20 | 4 | 4 4 | | |
| 28 | 94101-06000 | WASHER, PLAIN, 6MM | 2 | 2 2 | | |
| 29 | 94111-06000 | WASHER, SPRING, 6MM | 3 | 3 3 | | |

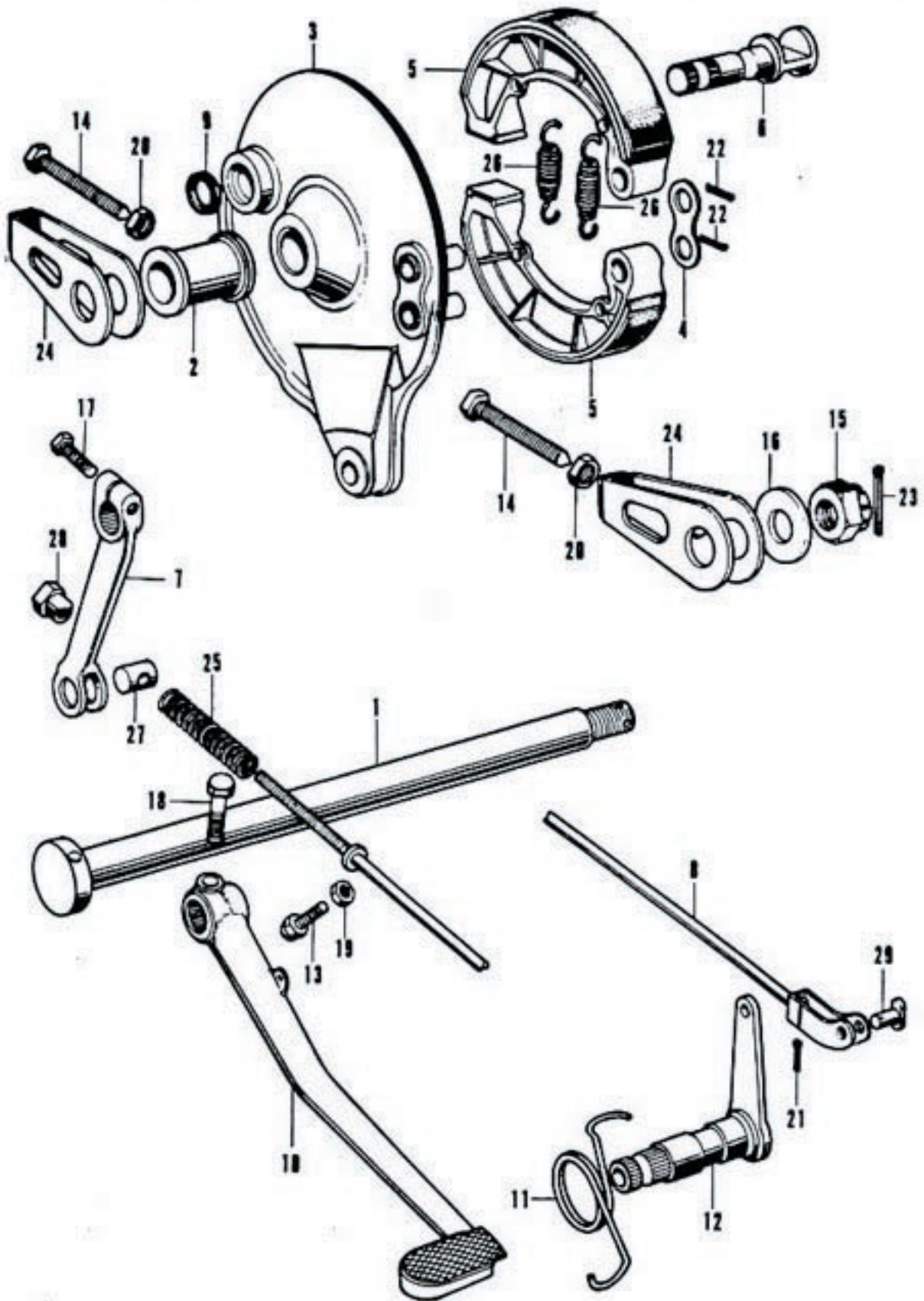
F-14 Muffler



F-14 Muffler

| Ref. No. | Part No. | Description | Reqd. No. | | Serial No. | Area Code |
|----------|----------------|---|-----------|-------|------------|-----------|
| | | | CB500 | K1 K2 | | |
| 1 | 18231-323-000 | JOINT, EXHAUST PIPE | 4 | 4 4 | | |
| 2 | 18233-107-000 | COLLAR, EXHAUST PIPE JOINT | 8 | 8 8 | | |
| 3 | 18291-216-000 | GASKET, EXHAUST PIPE | 4 | 4 4 | | |
| 4 | 18300-323-050 | MUFFLER COMP. 1, EXHAUST 18300-323-060 | 1 | | | |
| | 18300-323-060 | MUFFLER COMP. 1, EXHAUST | | 1 1 | | |
| 5 | 18340-323-040 | BRACKET B, RIGHT MUFFLER | 1 | 1 1 | | |
| 6 | 18345-323-010 | BRACKET A, RIGHT MUFFLER | 1 | 1 1 | | |
| 7 | 18350-323-050 | MUFFLER COMP. 2, EXHAUST 18350-323-060 | 1 | | | |
| | 18350-323-060 | MUFFLER COMP. 2, EXHAUST | | 1 1 | | |
| 8 | 18400-323-060 | MUFFLER COMP. 3, EXHAUST 18400-323-070 | 1 | | | |
| | 18400-323-070 | MUFFLER COMP. 3, EXHAUST | | 1 1 | | |
| 9 | 18430-323-040 | BRACKET B, LEFT MUFFLER | 1 | 1 1 | | |
| 10 | 18435-323-010 | BRACKET A, LEFT MUFFLER | 1 | 1 1 | | |
| 11 | 18450-323-060 | MUFFLER COMP. 4, EXHAUST 18450-323-070 | 1 | | | |
| | 18450-323-070 | MUFFLER COMP. 4, EXHAUST | | 1 1 | | |
| 12 | 18473-323-000 | TUBE, MUFFLER CONNECTING | 2 | 2 2 | | |
| 13 | 18476-323-000 | BAND, MUFFLER CONNECTING | 2 | 2 2 | | |
| 14 | 93500-05016-06 | SCREW, PAN, 5X16 | 2 | 2 2 | | |
| 15 | 94001-06000 | NUT, HEX., 6MM | 8 | 8 8 | | |
| 16 | 94001-08000-05 | NUT, HEX., 8MM | 8 | 8 8 | | |
| 17 | 94111-06000 | WASHER, SPRING, 6MM | 8 | 8 8 | | |
| 18 | 94111-08000 | WASHER, SPRING, 8MM | 8 | 8 8 | | |
| 19 | 95011-61000 | RUBBER A, STAND STOPPER | 1 | 1 1 | | |

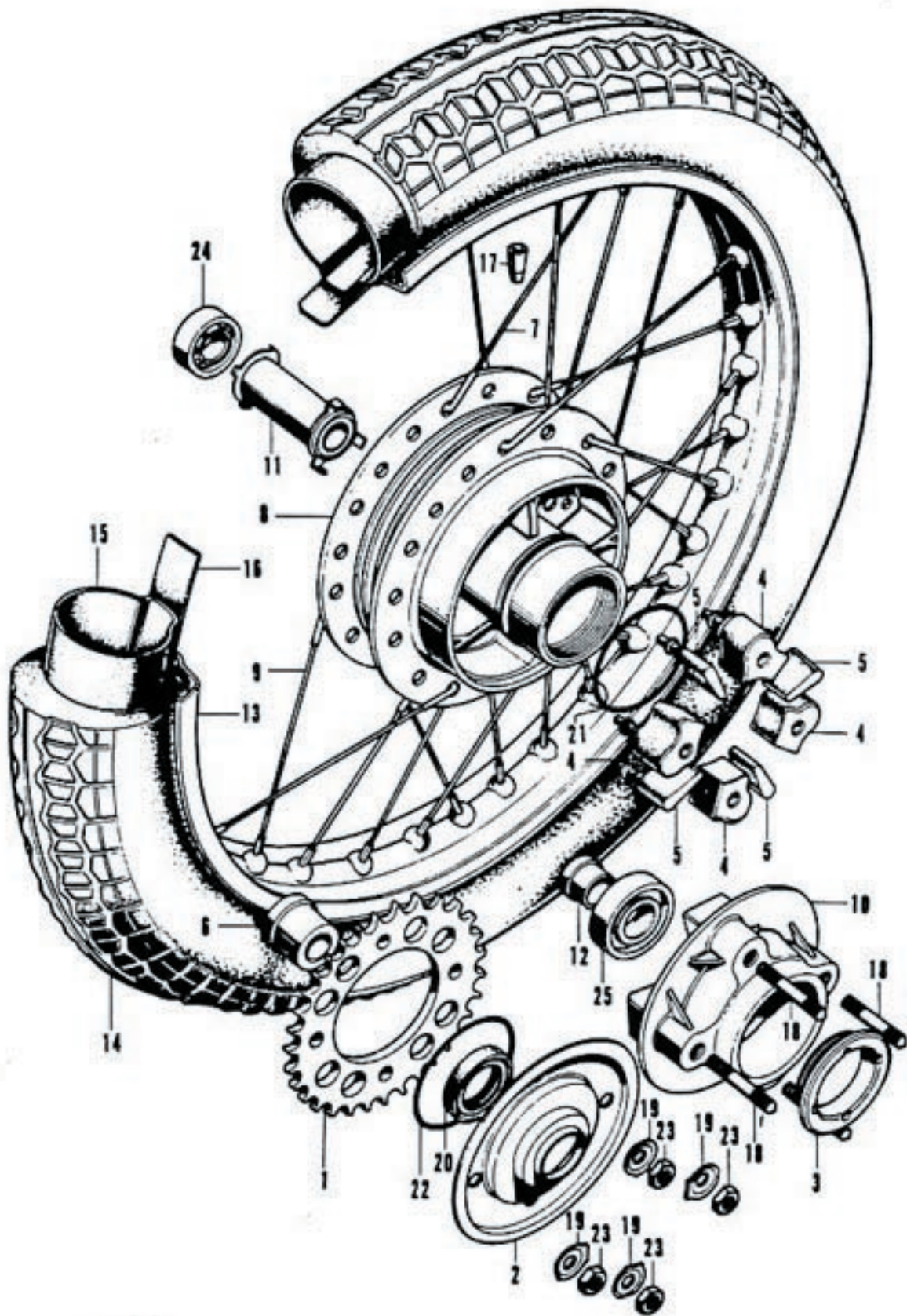
F-15 Rear Brake Pedal - Panel



F-15 Rear Brake Pedal - Panel

| Ref. No. | Part No. | Description | Reqd. No. | | Serial No. | Area Code |
|----------|----------------|--|-----------|-------|------------|-----------|
| | | | CB500 | K1 K2 | | |
| 1 | 42301-300-010 | AXLE, REAR WHEEL | 1 | 1 1 | | |
| 2 | 42313-323-010 | COLLAR, REAR BRAKE PANEL SIDE | 1 | 1 1 | | |
| 3 | 43100-319-000 | PANEL COMP., REAR BRAKE 43100-374-000 | 1 | 1 | | 2052650 |
| | 43100-347-000 | PANEL COMP., REAR BRAKE | 1 | 1 | | 2052651 |
| 4 | 43106-222-300 | WASHER, REAR BRAKE ANCHOR PIN | 1 | 1 1 | | |
| 5 | 43120-283-000 | SHOE COMP., REAR BRAKE | 2 | 2 2 | | |
| 6 | 43141-323-000 | CAM, REAR BRAKE | 1 | 1 1 | | |
| 7 | 43411-283-000 | ARM, REAR BRAKE | 1 | 1 1 | | |
| 8 | 43451-323-010 | ROD, REAR BRAKE | 1 | 1 1 | | |
| 9 | 45134-250-000 | SEAL, BRAKE CAM DAST | 1 | 1 1 | | |
| 10 | 46500-323-010 | PEDAL COMP., REAR BRAKE | 1 | 1 1 | | |
| 11 | 46514-323-020 | SPRING, BRAKE PEDAL | 1 | 1 1 | | |
| 12 | 46515-323-010 | SHAFT COMP., REAR BRAKE PIVOT | 1 | 1 1 | | |
| 13 | 90104-323-000 | BOLT, BRAKE PEDAL ADJUST | 1 | 1 1 | | |
| 14 | 90119-300-000 | BOLT, CHAIN ADJUSTING | 2 | 2 2 | | |
| 15 | 90306-268-000 | NUT, REAR WHEEL AXLE | 1 | 1 1 | | |
| 16 | 90523-292-000 | WASHER 18.5X34 | 1 | 1 1 | | |
| 17 | 92000-06020 | BOLT, HEX., 6X20 | 1 | 1 1 | | |
| 18 | 92000-08028-0A | BOLT, HEX., 8X28 | 1 | 1 1 | | |
| 19 | 94001-06000 | NUT, HEX., 6MM | 1 | 1 1 | | |
| 20 | 94002-08000-0S | NUT, HEX., 8MM | 2 | 2 2 | | |
| 21 | 94201-16150 | PIN, SPLIT, 1.6X15 | 1 | 1 1 | | |
| 22 | 94201-25200 | PIN, SPLIT, 2.5X20 | 2 | 2 2 | | |
| 23 | 94201-40300 | PIN, SPLIT, 4.0X30 | 1 | 1 1 | | |
| 24 | 95014-19000 | ADJUSTER, CHAIN | 2 | 2 2 | | |
| 25 | 95014-73300 | SPRING C, BRAKE ROD | 1 | 1 1 | | |
| 26 | 95014-74320 | SPRING, BRAKE SHOE | 2 | 2 | | 2052650 |
| | 43141-346-000 | CAM, REAR BRAKE | 2 | 2 | | 2052650 |
| 27 | 95015-32000 | JOINT B, BRAKE ARM | 1 | 1 | | |
| | 95015-32001 | JOINT B, BRAKE ARM | 1 | 1 | | |
| 28 | 95015-42000 | NUT B, ADJUST | 1 | 1 1 | | |
| 29 | 95015-52000 | PIN B, JOINT | 1 | 1 1 | | |

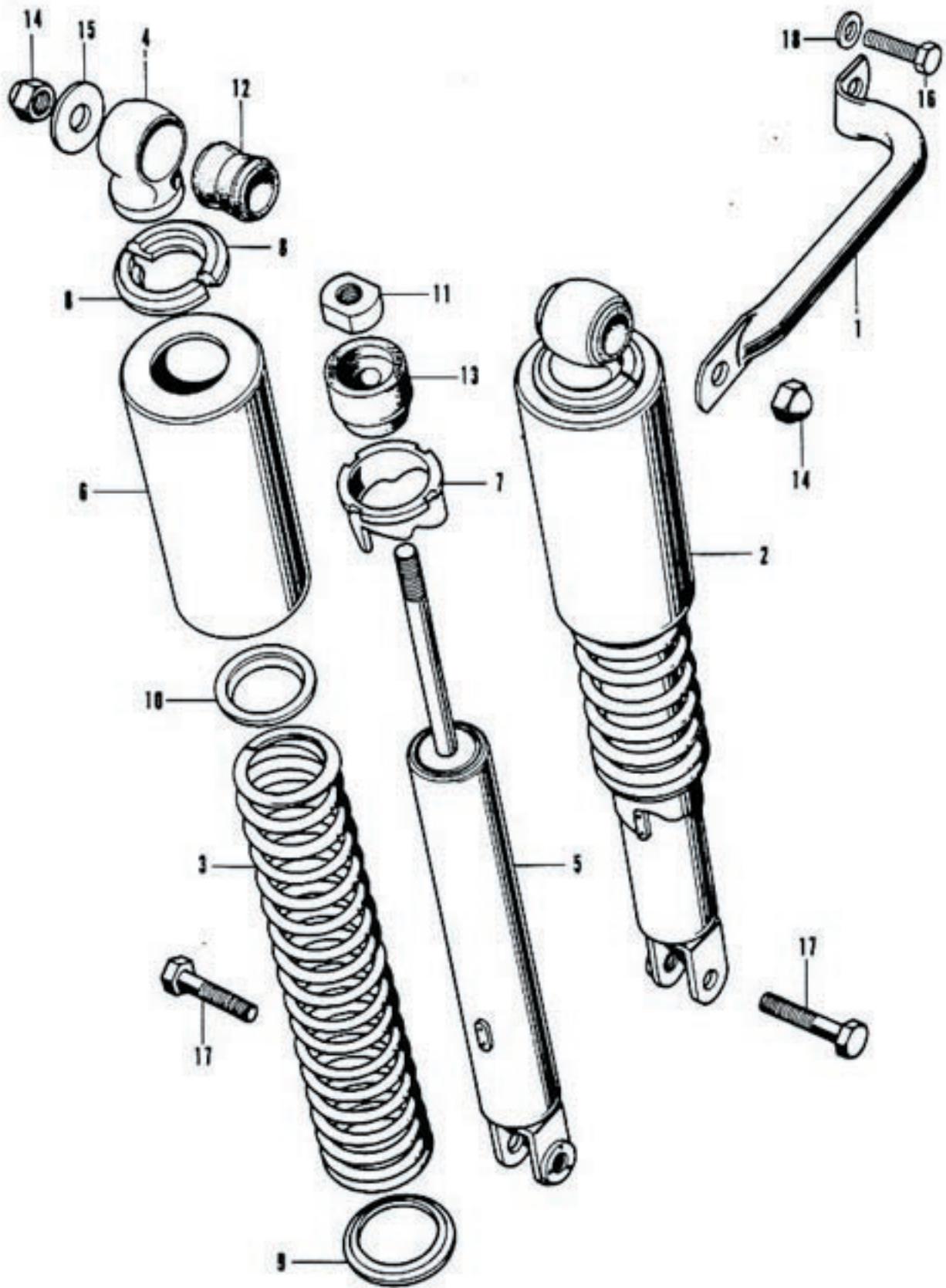
F-16 Rear Wheel • Driven Sprocket



F-16 Rear Wheel - Driven Sprocket

| Ref. No. | Part No. | Description | Reqd. No. | | Serial No. | Area Code |
|----------|----------------|---|-----------|-------|------------|-----------------------------------|
| | | | CB500 | K1 K2 | | |
| 1 | 41201-323-010 | SPROCKET, FINAL DRIVEN (34T) | 1 | 1 1 | | |
| 2 | 41211-323-000 | PLATE, SPROCKET SIDE | 1 | 1 1 | | |
| 3 | 41231-323-020 | RETAINER, REAR WHEEL H/FARING | 1 | 1 1 | | |
| 4 | 41242-323-000 | DAMPER A, REAR | 4 | 4 4 | | |
| 5 | 41243-323-000 | DAMPER B, REAR | 4 | 4 4 | | |
| 6 | 42311-323-040 | COLLAR, REAR WHEEL SIDE | 1 | 1 1 | | |
| 7 | 42601-283-000 | SPOKE A, REAR | 20 | 20 20 | | |
| 8 | 42601-323-030 | HUB COMP., REAR WHEEL | 1 | 1 1 | | |
| 9 | 42604-283-000 | SPOKE B, REAR | 20 | 20 20 | | |
| 10 | 42610-323-000 | FLANGE, FINAL DRIVE | 1 | 1 1 | | |
| 11 | 42620-323-030 | COLLAR, REAR AXLE DISTANCE | 1 | 1 1 | | |
| 12 | 42625-283-000 | COLLAR B, REAR AXLE DISTANCE | 1 | 1 1 | | |
| 13 | 42701-283-003 | RIM, REAR WHEEL (18 DAT00) | 1 | 1 1 | | |
| 14 | 42711-323-003 | TIRE, REAR WHEEL 42711-323-013 | 1 | | 1012111 | |
| | 42711-323-004 | TIRE, REAR WHEEL | 1 | 1 1 | | 2065945 |
| | 42711-323-013 | TIRE, REAR WHEEL (3.50-18)(BS) 42711-377-003 | 1 | 1 1 | 1012112 | 2065945 D+E+EO+F+G A |
| | 42711-377-003 | TIRE, REAR WHEEL (3.50S-18) (BS) | 1 | | 2065946 | D+E+EO+F+G |
| 15 | 42712-287-000 | TUBE, REAR WHEEL (3.50-18) | 1 | 1 1 | | A+H+U D+E+EO+F+G D+E+EO+F+G |
| | 42712-287-003 | TUBE, REAR WHEEL (3.50-18 BS) | 1 | 1 1 | 2068896 | D+E+EO+F+G |
| 16 | 42713-268-000 | FLAP, REAR TUBE (18 BS) | 1 | 1 1 | | A+H+U D+E+EO+F+G D+E+EO+F+G |
| | 42713-286-003 | FLAP, TIRE (BS) | 1 | 1 1 | 2068896 | D+E+EO+F+G |
| 17 | 44606-283-000 | BALANCER (20G) | N | N N | | |
| | 44607-283-000 | BALANCER (15G) | N | N N | | |
| | 44608-283-000 | BALANCER (10G) | N | N N | | |
| | 44609-283-000 | BALANCER (5G) | N | N N | | |
| 18 | 90125-323-000 | BOLT, STUD, 10X48 | 4 | 4 4 | | |
| 19 | 90524-323-000 | WASHER, TONGUED, 10MM | 4 | 4 4 | | |
| 20 | 90753-283-000 | OIL SEAL, 34X55X9 | 1 | 1 1 | | |
| 21 | 91261-323-000 | O-RING, 79X2.6 | 1 | 1 1 | | |
| 22 | 91262-323-000 | O-RING, 92X2 | 1 | 1 1 | | |
| 23 | 94030-10000 | NUT, HEX., 10MM | 4 | 4 4 | | |
| 24 | 96140-63040-10 | BEARING, RADIAL BALL, 6304 | 1 | 1 1 | | |
| 25 | 96140-63050-10 | BEARING, BALL, 6305U | 1 | 1 1 | | |

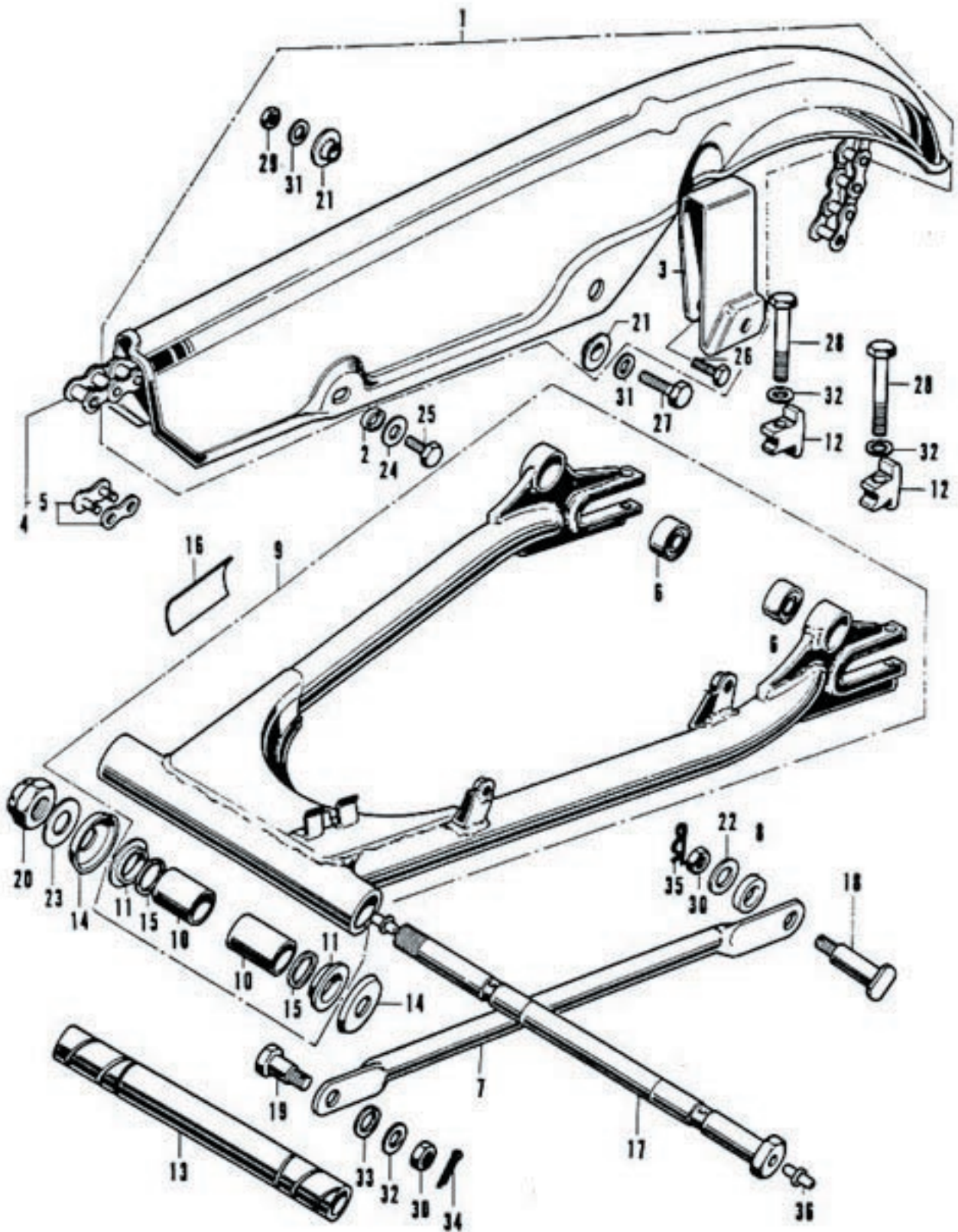
F-17 Rear Cushion



F-17 Rear Cushion

| Ref. No. | Part No. | Description | Reqd. No. | | Serial No. | Area Code |
|----------|-----------------|-------------------------------|-----------|-------|------------|----------------|
| | | | CB500 | K1 K2 | | |
| 1 | 50316-300-030 | GRIP, SIDE | 1 | 1 | | D>E,ED,F,G,H,U |
| 2 | 52400-323-010XW | CUSHION ASSY., REAR | 2 | 2 | | |
| | 52400-323-670XW | CUSHION ASSY., REAR | | | | 2 |
| 3 | 52401-323-000 | SPRING, REAR CUSHION | 2 | 2 2 | | |
| 4 | 52403-312-000 | JOINT, UPPER | 2 | 2 2 | | |
| 5 | 52410-323-000 | DAMPER COMP., REAR | 2 | 2 | | |
| | 52410-323-670 | DAMPER COMP., REAR | | | | 2 |
| 6 | 52421-300-000XM | CASE, REAR CUSHION UPPER | 2 | 2 2 | | |
| 7 | 52422-292-000 | ADJUSTER, REAR CUSHION SPRING | 2 | 2 | | |
| | 52422-329-000 | ADJUSTER, REAR CUSHION SPRING | | | | 2 |
| 8 | 52424-331-003 | STOPPER, SPRING SEAT (SHOWA) | 4 | 4 4 | | |
| 9 | 52458-312-000 | SEAT, REAR CUSHION SPRING | 2 | 2 | | |
| | 52458-329-000 | SEAT, REAR CUSHION SPRING | | | | 2 |
| 10 | 52459-312-003 | SEAT, REAR CUSHION SPRING | 2 | 2 2 | | |
| 11 | 52482-312-000 | NUT, LOCK, 10MM | 2 | 2 2 | | |
| 12 | 52484-292-000 | RUBBER, JOINT | 2 | 2 2 | | |
| 13 | 52517-312-000 | RUBBER, REAR CUSHION STOPPER | 2 | 2 2 | | |
| 14 | 90309-315-000 | NUT, REAR CUSHION UPPER | 2 | 2 2 | | |
| 15 | 90521-292-000 | WASHER, 10.3MM | 1 | 1 | | D,E,ED,F,G,H,U |
| 16 | 92000-08028 | BOLT, HEX., 8X28 | 1 | 1 | | D,E,ED,F,G,H,U |
| 17 | 93000-10032-0A | BOLT, HEX., 10X32 | 2 | 2 2 | | |
| 18 | 94101-08000 | WASHER, PLAIN, 8MM | 1 | 1 | | D,E,ED,F,G,H,U |

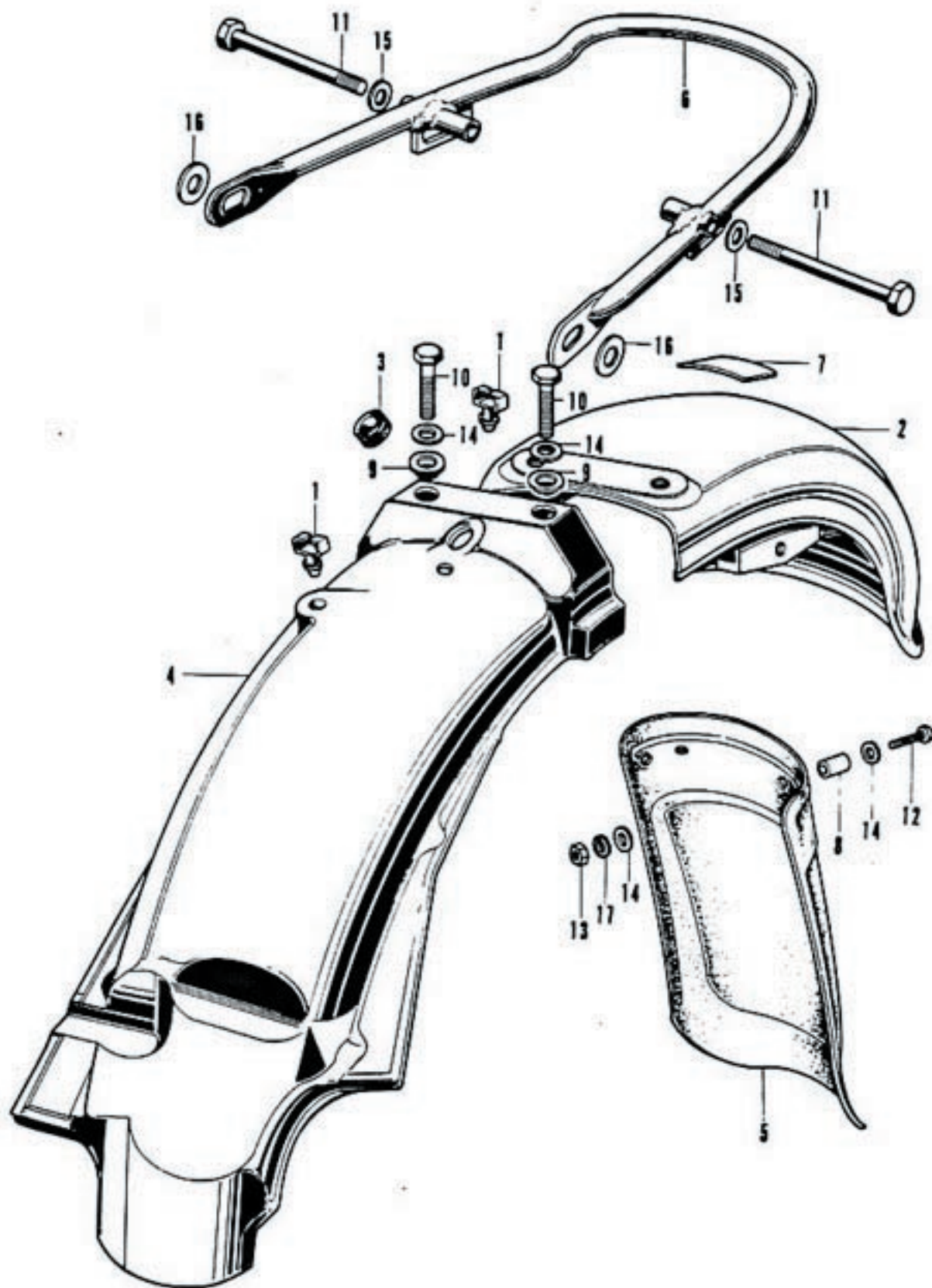
F-18 Chain Case • Rear Fork



F-18 Chain Case • Rear Fork

| Ref. No. | Part No. | Description | Reqd. No. | | Serial No. | Area Code |
|----------|----------------|---|-----------|-------|------------|-----------|
| | | | CB500 | K1 K2 | | |
| 1 | 40510-323-000B | CASE, DRIVE CHAIN | 1 | 1 1 | | |
| 2 | 40511-300-000 | COLLAR, CHAIN CASE | 1 | 1 1 | | |
| 3 | 40512-300-000 | PLATE, DRIVE CHAIN CASE | 1 | 1 1 | | |
| 4 | 40530-323-305 | CHAIN, DRIVE (01D50H05+98L) 40530-323-315 | 1 | 1 | | |
| | 40530-323-315 | CHAIN, DRIVE | 1 | 1 1 | | |
| 5 | 40531-300-751 | JOINT, DRIVE CHAIN (01D50H05) (STAKING TYPE) | 1 | 1 | | |
| | 40531-341-305 | JOINT, DRIVE CHAIN (STAKING TYPE) | 1 | 1 1 | | |
| 6 | 40548-268-000 | BUSH, REAR CUSHION UNDER RUBBER | 2 | 2 2 | | |
| 7 | 43431-312-000 | ARM, REAR BRAKE STOPPER 43431-340-000 | 1 | | | |
| | 43431-340-000 | ARM, REAR BRAKE STOPPER | | 1 1 | | |
| 8 | 43434-286-000 | RUBBER, STOPPER ARM CUSHION | 1 | 1 1 | | |
| 9 | 52100-323-040B | FORK COMP., REAR | 1 | 1 1 | | |
| 10 | 52108-300-300 | BUSH, REAR FORK PIVOT | 2 | 2 2 | | |
| 11 | 52109-283-300 | BUSH, REAR FORK PIVOT THRUST | 2 | 2 2 | | |
| 12 | 52136-300-000 | STOPPER, CHAIN ADJUSTER | 2 | 2 2 | | |
| 13 | 52141-300-000 | COLLAR, REAR FORK CENTER | 1 | 1 1 | | |
| 14 | 52144-283-010 | CAP, REAR FORK DUST SEAL | 2 | 2 2 | | |
| 15 | 52145-283-000 | RING, REAR FORK FELT | 2 | 2 2 | | |
| 16 | 87504-028-670 | MARK, MUFFLER CAUTION | 1 | 1 1 | | |
| 17 | 90121-300-000 | BOLT, REAR FORK PIVOT | 1 | 1 1 | | |
| 18 | 90127-323-000 | BOLT, REAR BRAKE STOPPER ARM | 1 | 1 1 | | |
| 19 | 90133-286-000 | BOLT, REAR BRAKE STOPPER ARM | 1 | 1 1 | | |
| 20 | 90354-268-000 | NUT, SELF LOCK, 14MM | 1 | 1 1 | | |
| 21 | 90512-300-000 | WASHER, 6X20 | 2 | 2 2 | | |
| 22 | 90524-030-000 | WASHER A, HANDLE HOLDER SETTING | 1 | 1 1 | | |
| 23 | 90526-268-000 | WASHER, REAR FORK PIVOT BOLT | 1 | 1 1 | | |
| 24 | 90581-701-000 | WASHER, 18MM | 1 | 1 1 | | |
| 25 | 92000-06012 | BOLT, HEX., 6X12 | 1 | 1 1 | | |
| 26 | 92000-06014 | BOLT, HEX., 6X14 | 1 | 1 1 | | |
| 27 | 92000-06016 | BOLT, HEX., 6X16 | 1 | 1 1 | | |
| 28 | 92000-08040-0A | BOLT, HEX., 8X40 | 2 | 2 2 | | |
| 29 | 94001-06000 | NUT, HEX., 6MM | 1 | 1 1 | | |
| 30 | 94001-08000-05 | NUT, HEX., 8MM | 2 | 2 2 | | |
| 31 | 94101-06000 | WASHER, PLAIN, 6MM | 2 | 2 | | |
| 32 | 94101-08000 | WASHER, PLAIN, 8MM | 3 | 3 3 | | |
| 33 | 94111-10000 | WASHER, SPRING, 10MM | 1 | 1 1 | | |
| 34 | 94201-20180 | PIN, SPLIT, 2.0X18 | 1 | 1 1 | | |
| 35 | 94251-08000 | PIN, LOCK, 8MM | 1 | 1 1 | | |
| 36 | 96201-30001 | NIPPLE, GREASE, A.45 | 2 | 2 2 | | |

F-19 Rear Fender

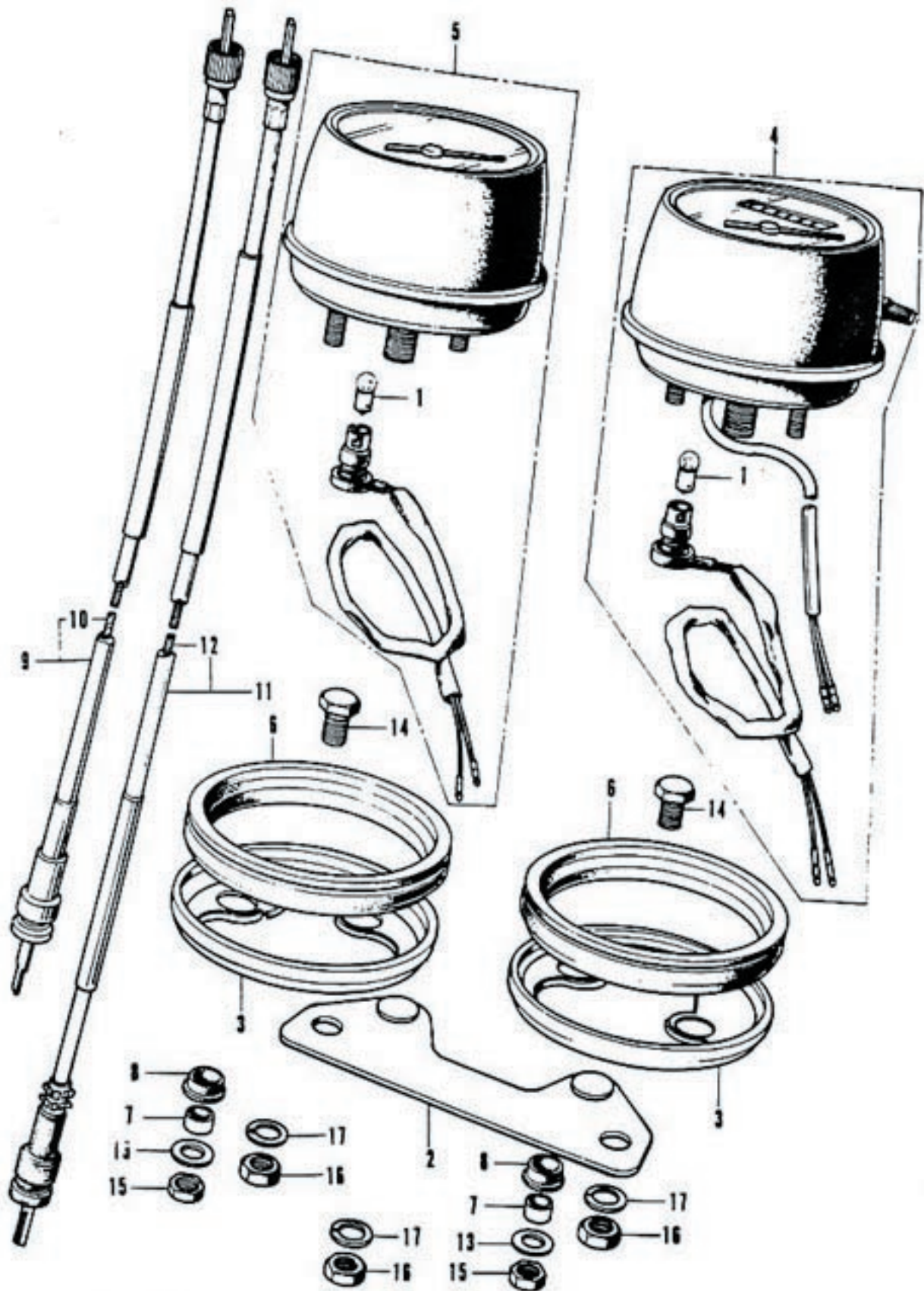


B323-60
B363-40

F-19 Rear Fender

| Ref. No. | Part No. | Description | Reqd. No. | | Serial No. | Area Code |
|----------|-----------------|-----------------------|-----------|-------|------------|---------------------|
| | | | CB500 | K1 K2 | | |
| 1 | 32985-300-000 | GROMMET, WIRE CORD | 2 | 2 2 | | |
| 2 | 80100-323-010XW | FENDER & COMP., REAR | 1 | 1 | | A, U |
| | 80100-323-600XW | FENDER & COMP., REAR | 1 | 1 | | E |
| | 80100-323-610XW | FENDER & COMP., REAR | 1 | 1 | | G |
| | 80100-323-620XW | FENDER & COMP., REAR | 1 | 1 | | F |
| | 80100-323-630XW | FENDER & COMP., REAR | 1 | | 1012992 | ED, H |
| | 80100-323-631XW | FENDER & COMP., REAR | 1 | 1 | 1012993 | ED, H |
| | 80100-323-670XW | FENDER & COMP., REAR | 1 | 1 | | A |
| 3 | 80102-323-000 | GROMMET, WIRE CORD | 2 | 2 2 | | |
| 4 | 80103-323-000 | FENDER B ASSY., REAR | 1 | 1 1 | | |
| 5 | 80121-300-731 | MUDGUARD, REAR FENDER | 1 | | 1012992 | ED, H |
| | 80121-323-630 | MUDGUARD, REAR FENDER | 1 | 1 | 1012993 | ED, H |
| 6 | 84101-323-670 | BUMPER, REAR | 1 | | | A |
| | 84101-323-671 | BUMPER, REAR | 1 | 1 | | A |
| 7 | 87507-323-621 | MARK, TIRE CAUTION | 1 | 1 | 2034711 | E, ED, F, G, H |
| | 87507-323-651 | MARK, TIRE CAUTION | 1 | 1 | 2065945 | D |
| | 87507-323-670 | MARK, TIRE CAUTION | 1 | | | A |
| | 87507-323-770 | MARK, TIRE CAUTION | 1 | 1 | 2034712 | 2065945 E, ED, F, G |
| | 87507-323-771 | MARK, TIRE CAUTION | 1 | 1 | 2065946 | D, E, ED, F, G |
| 8 | 90325-323-630 | COLLAR, REAR MUDGUARD | 4 | 4 | 1012993 | ED, H |
| 9 | 90513-323-000 | WASHER, 6X9 | 2 | 2 2 | | |
| 10 | 92000-06028 | BOLT, HEX., 6X28 | 2 | 2 2 | | |
| 11 | 92000-08080-08 | BOLT, HEX., 8X80 | 2 | | | A |
| | 93000-08080-08 | BOLT, HEX., 8X80 | 2 | 2 2 | | A |
| 12 | 93500-06016-49 | SCREW, PAN, 6X16 | 3 | | 1012992 | ED, H |
| | 93500-06020-49 | SCREW, PAN, 6X20 | 4 | 4 | 1012993 | ED, H |
| 13 | 94001-06000 | NUT, HEX., 6MM | 3 | 4 | 1012992 | ED, H |
| | | | 4 | 4 | 1012993 | ED, H |
| 14 | 94101-06000 | WASHER, PLAIN, 6MM | 8 | 2 2 | 1012992 | ED, H |
| | | | 10 | 10 | 1012993 | D, E, F, G, U |
| 15 | 94101-08200 | WASHER, PLAIN, 8MM | 2 | 2 2 | | A |
| 16 | 94101-10200 | WASHER, PLAIN, 10MM | 2 | 2 2 | | A |
| 17 | 94111-06000 | WASHER, SPRING, 6MM | 4 | 4 | 1012993 | ED, H |

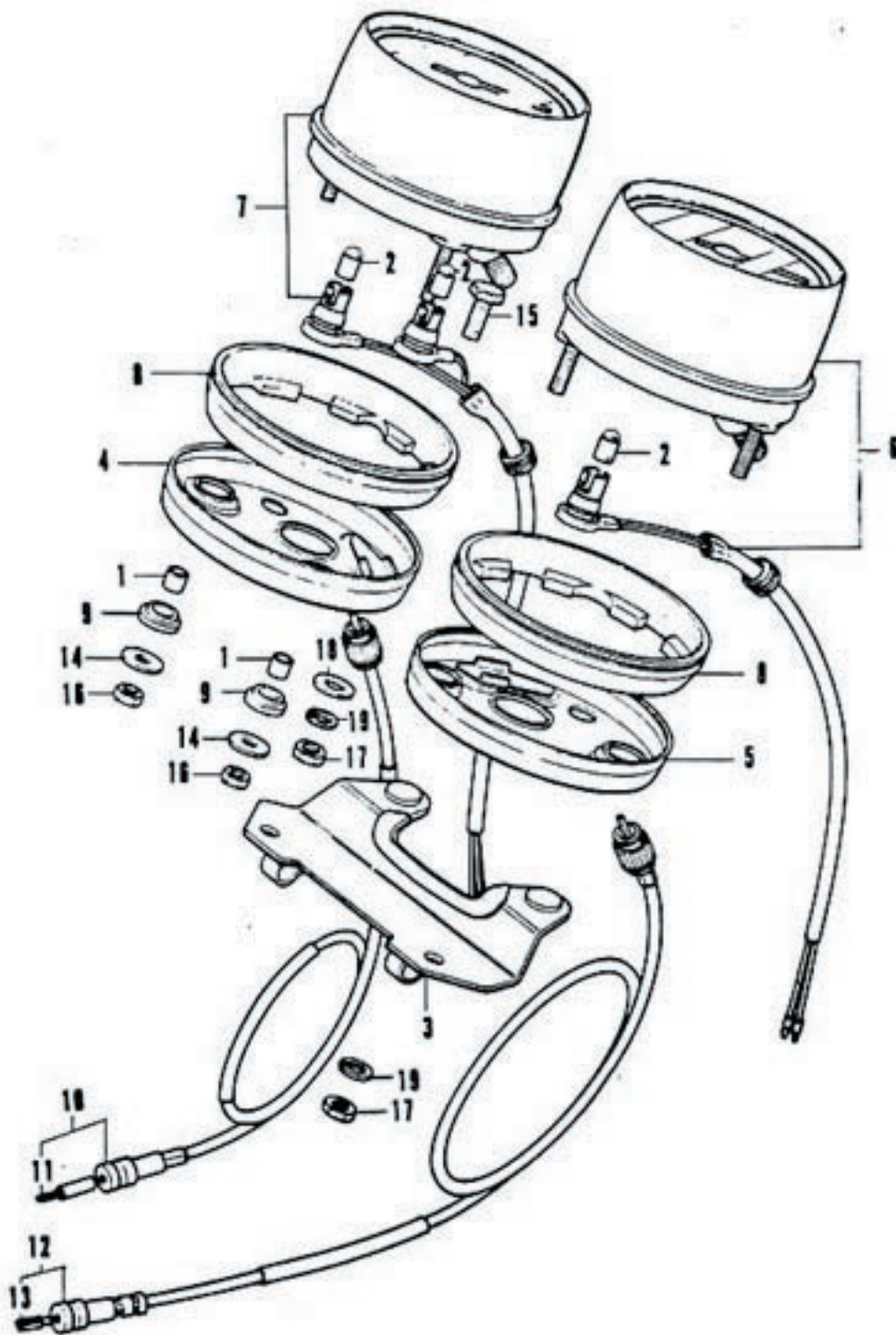
F-20 Speedometer • Tachometer



F-20 Speedometer • Tachometer

| Ref. No. | Part No. | Description | Reqd. No. | | Serial No. | Area Code |
|----------|----------------|---|-----------|-------|------------|---------------------|
| | | | CB500 | K1 K2 | | |
| 1 | 34902-259-000 | BULB, DUSH (12V 3.4W) | 2 | 2 | | A+H+U D+E+ED+F+G |
| 2 | 37211-323-000 | PLATE, METER SET | 1 | 1 | | A+H+U D+E+ED+F+G |
| 3 | 37212-307-670 | RING, RIGHT METER SET | 2 | 2 | | A+H+U D+E+ED+F+G |
| 4 | 37230-323-620 | SPEEDOMETER ASSY. (KM) 37230-346-621 | 1 | | | ED+F+G+H |
| | 37230-323-671 | SPEEDOMETER ASSY. (MILE) 37230-346-671 | 1 | | | A+D+E+U |
| | 37230-346-621 | SPEEDOMETER ASSY. (KM) | | 1 | | D+ED+F+G |
| | 37230-346-671 | SPEEDOMETER ASSY. (MILE) | | 1 | | A+D+E |
| 5 | 37240-323-008 | TACHOMETER ASSY. | 1 | 1 | | A+H+U D+E+ED+F+G |
| 6 | 37242-319-000 | CUSHION, METER | 2 | 2 | | A+H+U D+E+ED+F+G |
| 7 | 37243-323-000 | COLLAR, METER SET | 4 | 4 | | A+H+U D+E+ED+F+G |
| 8 | 37244-307-670 | RUBBER, METER SET | 4 | 4 | | A+H+U D+E+ED+F+G |
| 9 | 37260-300-000 | CABLE ASSY., TACHOMETER | 1 | 1 | | A+H+U D+E+ED+F+G |
| 10 | 37261-300-000 | CABLE, TACHOMETER INNER | 1 | 1 | | A+H+U D+E+ED+F+G |
| 11 | 44830-323-000 | CABLE ASSY., SPEEDOMETER | 1 | 1 | 2068885 | D+E+ED+F+G |
| | 44830-390-000 | CABLE ASSY., SPEEDOMETER | | 1 | 2068886 | D+E+ED+F+G |
| 12 | 44831-323-000 | CABLE, SPEEDOMETER INNER | 1 | 1 | | A+H+U D+E+ED+F+G |
| 13 | 90545-292-000 | WASHER, 6.5X20 | 2 | 2 | | A+H+U D+E+ED+F+G |
| 14 | 92000-08016-0A | BOLT, HEX., 8X16 | 2 | 2 | | A+H+U D+E+ED+F+G |
| 15 | 94001-06000 | NUT, HEX., 6MM | 4 | 4 | | A+H+U D+E+ED+F+G |
| 16 | 94001-08000-05 | NUT, HEX., 8MM | 4 | 4 | | A+H+U D+E+ED+F+G |
| 17 | 94111-08000 | WASHER, SPRING, 8MM | 4 | 4 | | A+H+U D+E+ED+F+G |

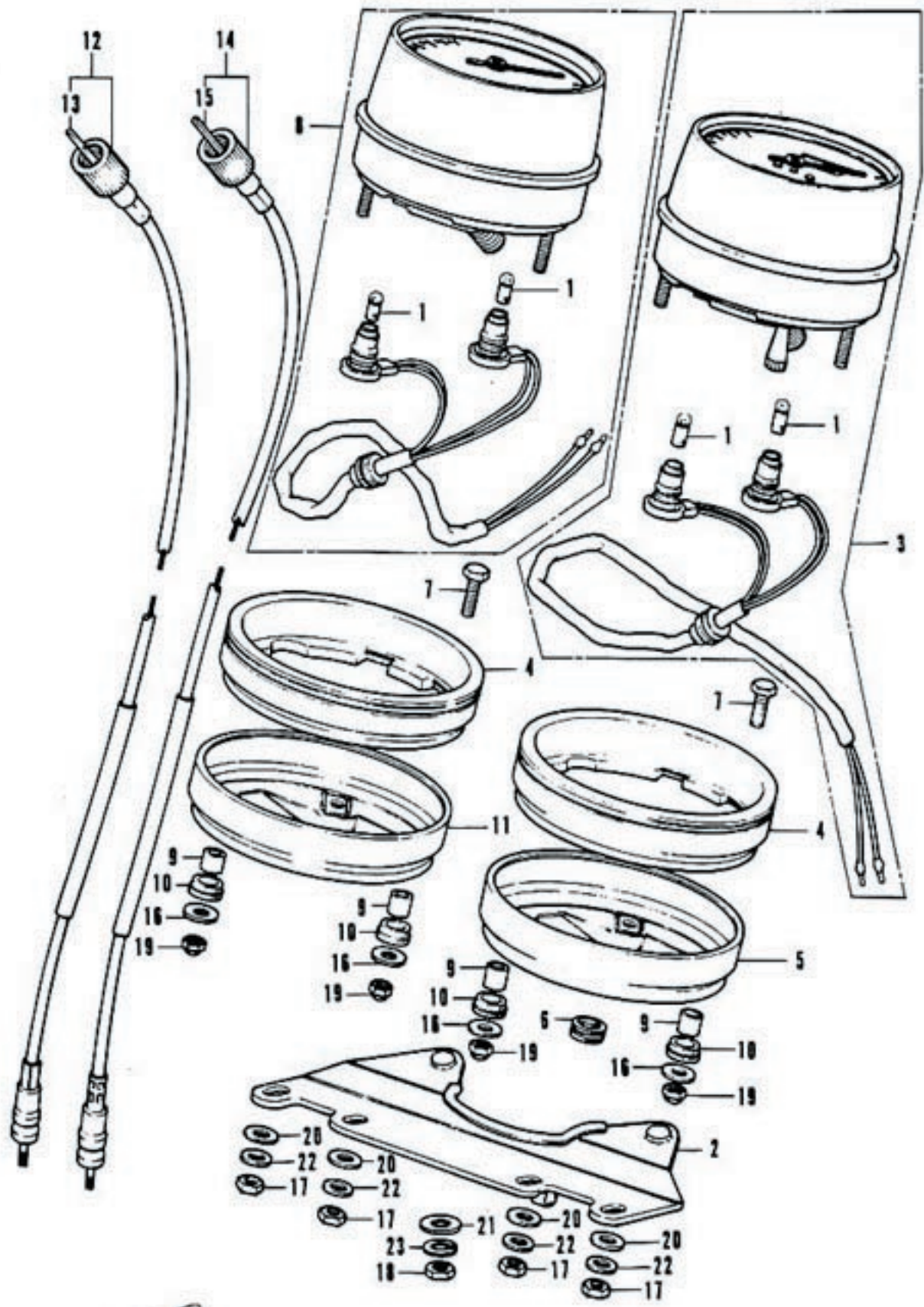
F-21 Speedometer • Tachometer (K1-A)



F-21 Speedometer • Tachometer (K1-A)

| Ref. No. | Part No. | Description | Reqd. No. | | Serial No. | Area Code |
|----------|----------------|--|-----------|-------|------------|-----------|
| | | | CB500 | K1 K2 | | |
| 1 | 17220-300-010 | COLLAR; CLEANER CASE SETTING | | 4 | | A |
| 2 | 34902-259-000 | BULB; DUSH (12V 3.4W) | | 4 | | A |
| 3 | 37211-323-671 | PLATE; METER SET | | 1 | | A |
| 4 | 37212-323-701 | RING; RIGHT METER SET 37212-333-000 | | 1 | | A |
| | 37212-333-000 | RING; RIGHT METER SET | | 1 | | A |
| 5 | 37213-323-701 | RING; LEFT METER SET 37213-333-000 | | 1 | | A |
| | 37213-333-000 | RING; LEFT METER SIDE | | 1 | | A |
| 6 | 37230-323-701 | SPEEDOMETER ASSY. (MILEMETERS) | | 1 | | A |
| 7 | 37240-323-701 | TACHOMETER ASSY. <i>Conf. for</i> | | 1 | | A |
| 8 | 37242-323-701 | CUSHION; METER | | 2 | | A |
| 9 | 37244-307-670 | RUBBER; METER SET | | 4 | | A |
| 10 | 37260-300-000 | CABLE ASSY.; TACHOMETER | | 1 | | A |
| 11 | 37261-300-000 | CABLE; TACHOMETER INNER | | 1 | | A |
| 12 | 44830-323-000 | CABLE ASSY.; SPEEDOMETER | | 1 | | A |
| 13 | 44831-323-000 | CABLE; SPEEDOMETER INNER | | 1 | | A |
| 14 | 90545-292-000 | WASHER; 6.5X20 | | 4 | | A |
| 15 | 92000-08016-0A | BOLT; HEX.; 8X16 | | 2 | | A |
| 16 | 94001-06000 | NUT; HEX.; 6MM | | 4 | | A |
| 17 | 94001-08000-0S | NUT; HEX.; 8MM | | 4 | | A |
| 18 | 94101-08000 | WASHER; PLAIN; 8MM | | 2 | | A |
| 19 | 94111-08000 | WASHER; SPRING; 8MM | | 4 | | A |

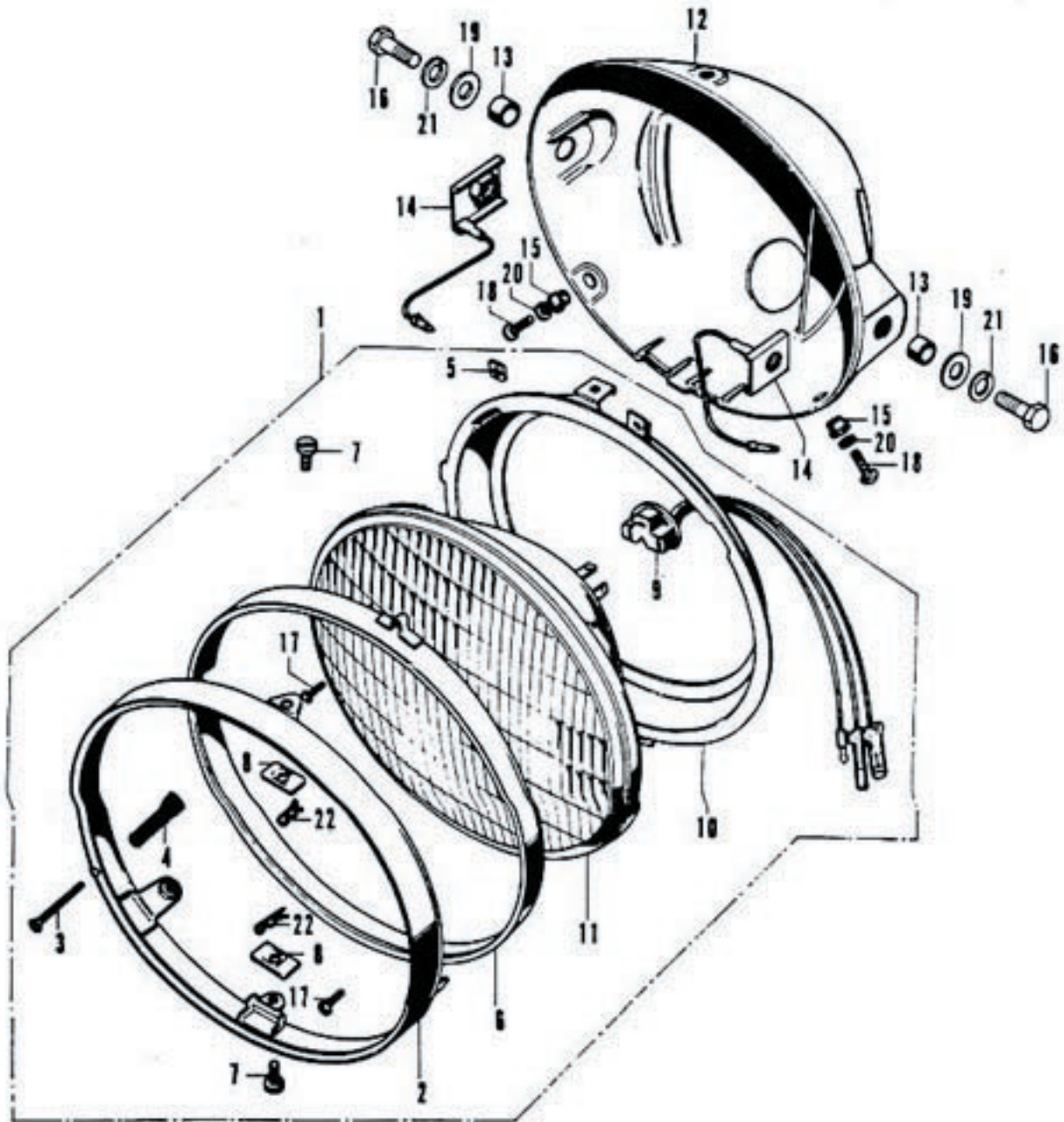
F-21-1 Speedometer • Tachometer (K2-A)



F-21-1 Speedometer • Tachometer (K2-A)

| Ref. No. | Part No. | Description | Reqd. No. | | Serial No. | Area Code |
|----------|---------------|--|-----------|-------|------------|-----------|
| | | | CB500 | K1 K2 | | |
| 1 | 34902-259-000 | BULB; DUSH (12V 3.4W) | | 4 | | |
| 2 | 37211-341-700 | PLATE; METER SET | | 1 | | |
| 3 | 37230-323-704 | SPEEDOMETER ASSY. (MILEMETERS) (NIPPON SEIKI) | | 1 | | |
| | 37230-323-705 | SPEEDOMETER ASSY. (MILEMETERS) (NIPPON DENSO) | | 1 | | |
| 4 | 37235-323-700 | CUSHION; SPEEDOMETER | | 2 | | |
| 5 | 37236-323-700 | PLATE; SPEEDOMETER UNDER | | 1 | | |
| 6 | 37237-323-700 | GROMMET; METER PLATE | | 1 | | |
| 7 | 37238-323-700 | BOLT; METER SET; 6MM | | 4 | | |
| 8 | 37240-323-773 | TACHOMETER ASSY. (NIPPON SEIKI) | | 1 | | |
| | 37240-323-774 | TACHOMETER ASSY. (NIPPON DENSO) | | 1 | | |
| 9 | 37243-323-700 | COLLAR; METER SET | | 4 | | |
| 10 | 37244-307-670 | RUBBER; METER SET | | 4 | | |
| 11 | 37246-323-700 | PLATE; TACHOMETER UNDER | | 1 | | |
| 12 | 37260-300-000 | CABLE ASSY.; TACHOMETER | | 1 | | |
| 13 | 37261-300-000 | CABLE; TACHOMETER INNER | | 1 | | |
| 14 | 44830-323-000 | CABLE ASSY.; SPEEDOMETFR | | 1 | | |
| 15 | 44831-323-000 | CABLE; SPEEDOMETER INNER | | 1 | | |
| 16 | 90545-323-700 | WASHER; 6.5X18 | | 4 | | |
| 17 | 94001-06070 | NUT; HEX.; 6MM | | 4 | | |
| 18 | 94001-08070 | NUT; HEX.; 8MM | | 2 | | |
| 19 | 94021-06000 | NUT; CAP; 6MM | | 4 | | |
| 20 | 94101-06700 | WASHER; PLAIN; 6MM | | 4 | | |
| 21 | 94101-08700 | WASHER; PLAIN; 8MM | | 2 | | |
| 22 | 94111-06700 | WASHER; SPRING; 6MM | | 4 | | |
| 23 | 94111-08700 | WASHER; SPRING; 8MM | | 2 | | |

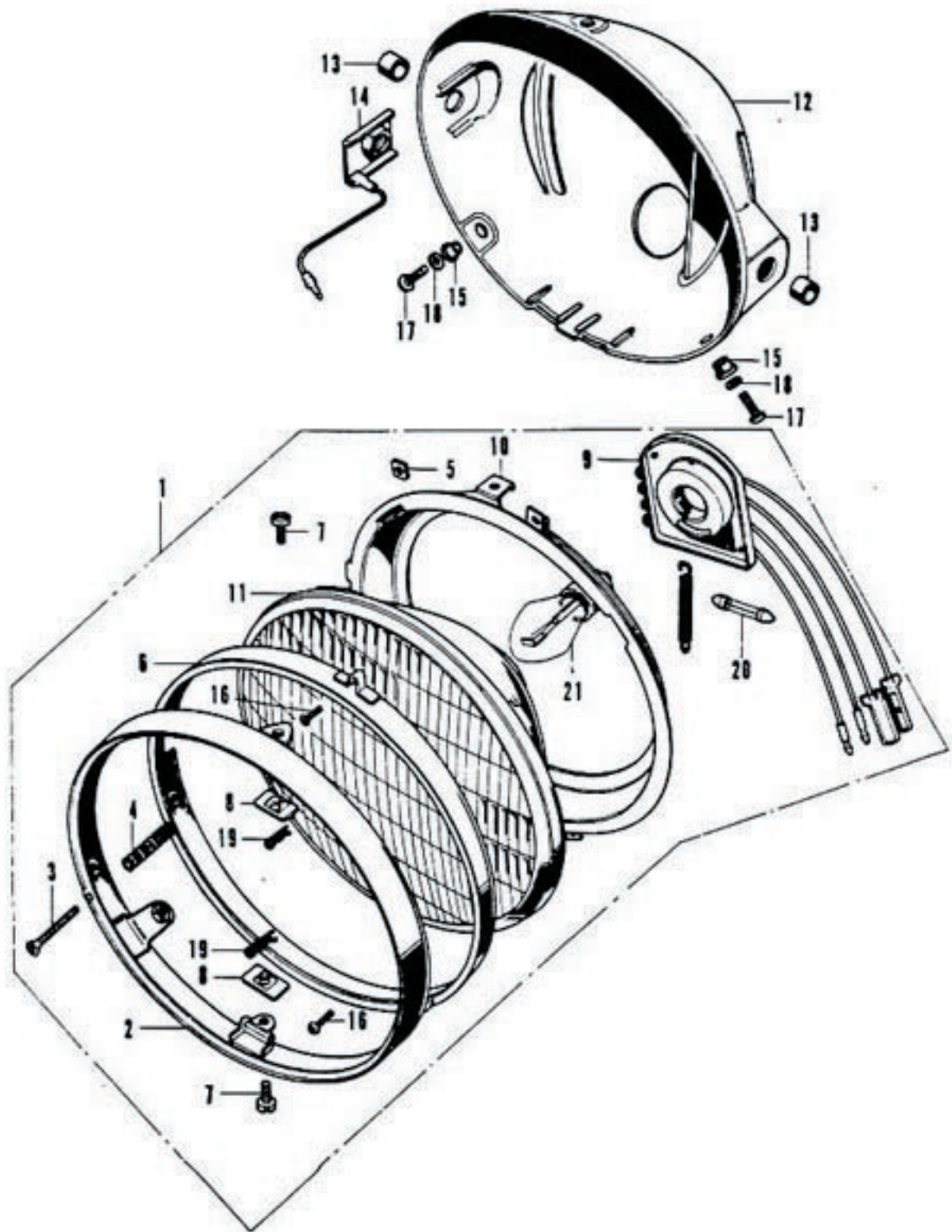
F-22 Head Light • Case (A)



F-22 Head Light - Case (A)

| Ref. No. | Part No. | Description | Reqd. No. | | Serial No. | Area Code |
|----------|----------------|---------------------------------------|-----------|-------|------------|-----------|
| | | | CB500 | K1 K2 | | |
| 1 | 33100-300-673 | LIGHT ASSY., HEAD 33100-341-701 | 1 | 1 | | A |
| | 33100-341-701 | LIGHT ASSY., HEAD (12V.50/40W) | 1 | 1 | | A |
| 2 | 33101-300-673 | RIM, HEAD LIGHT | 1 | 1 | 1 | A |
| 3 | 33103-300-003 | SCREW, HEAD LIGHT BEAM ADJUSTING | 1 | 1 | 1 | A |
| 4 | 33107-300-003 | SPRING, HEAD LIGHT BEAM ADJUSTING | 1 | 1 | 1 | A |
| 5 | 33117-292-003 | NUT, BEAM ADJUST (STANLEY) | 1 | 1 | 1 | A |
| 6 | 33121-300-672 | RING, RETAINING | 1 | 1 | 1 | A |
| 7 | 33125-292-670 | SCREW, UNIT HOLDER | 2 | 2 | 2 | A |
| 8 | 33128-292-670 | NUT, UNIT HOLDER | 2 | 2 | 2 | A |
| 9 | 33130-300-003 | SOCKET COMP., HEAD LIGHT (STANLEY) | 1 | 1 | 1 | A |
| 10 | 33153-300-671 | RING, MOUNTING | 1 | 1 | 1 | A |
| 11 | 33321-505-003 | BEAM UNIT, SEALED (STANLEY) | 1 | 1 | 1 | A |
| 12 | 61301-300-0108 | CASE, HEAD LIGHT | 1 | 1 | 1 | A |
| 13 | 61302-300-000 | COLLAR, HEAD LIGHT CASE | 2 | 2 | 2 | A |
| 14 | 61303-292-000 | WASHER, HEAD LIGHT CASE | 2 | | | A |
| | 61303-336-000 | WASHER, HEAD LIGHT CASE | | 2 | 2 | A |
| 15 | 61304-292-000 | COLLAR, HEAD LIGHT SETTING | 3 | 3 | 3 | A |
| 16 | 92000-10025-08 | BOLT, HEX., 10X25 | | | 2 | |
| 17 | 93500-03010-08 | SCREW, PAN, 3X10 | 2 | 2 | 2 | A |
| 18 | 93500-05016-08 | SCREW, PAN, 5X16 | 3 | 3 | 3 | A |
| 19 | 94101-10200 | WASHER, PLAIN, 10MM | | | 2 | |
| 20 | 94111-05000 | WASHER, SPRING, 5MM | 3 | 3 | 3 | A |
| 21 | 94111-10800 | WASHER, SPRING, 10MM | | | 2 | |
| 22 | 94251-05000 | PIN, LOCK, 5MM | 2 | 2 | 2 | A |

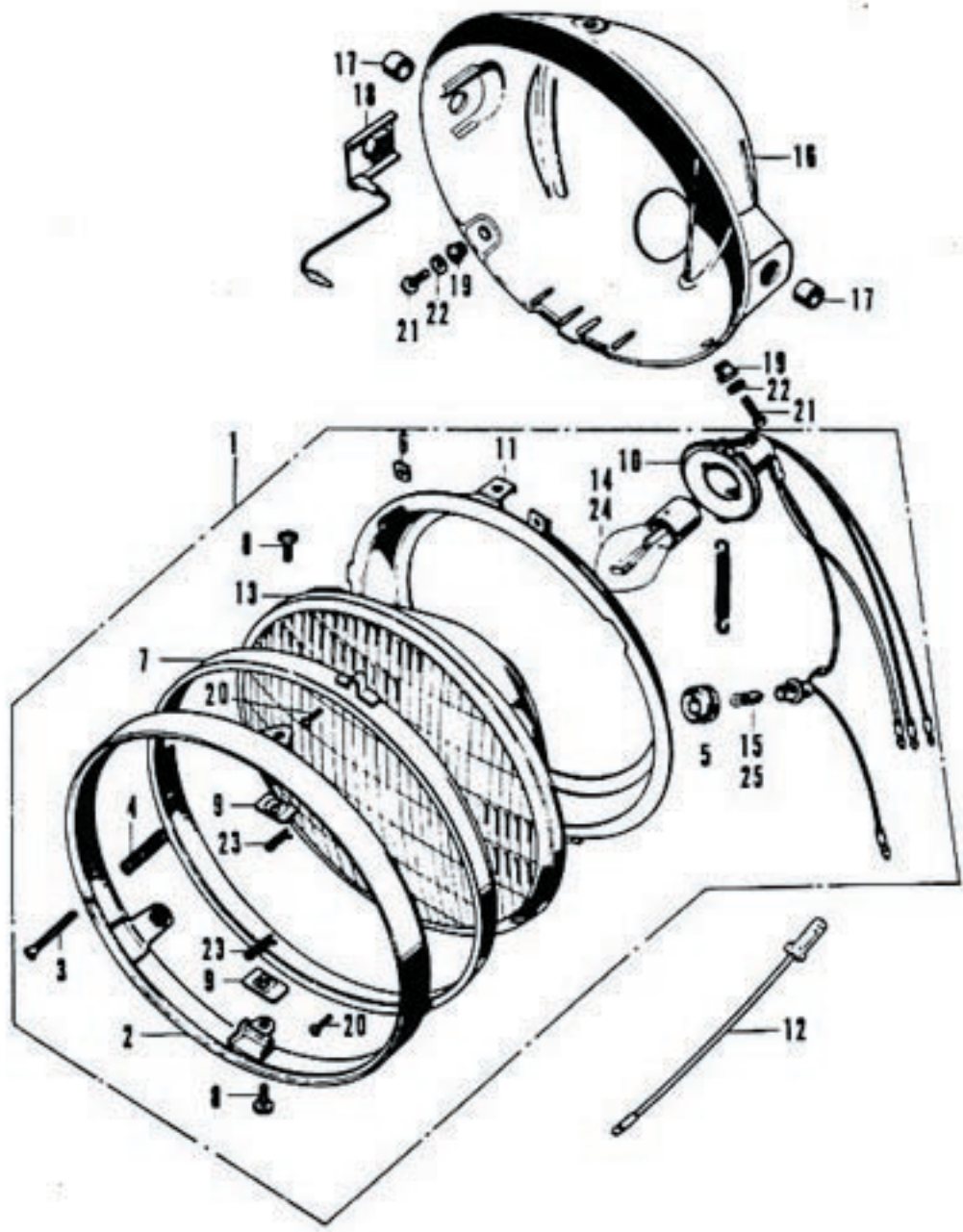
F-23 Head Light • Case (F)



F-23 Head Light • Case (F)

| Ref. No. | Part No. | Description | Reqd. No. | | Serial No. | Area Code |
|----------|----------------|--|-----------|-------|------------|-----------|
| | | | CB500 | K1 K2 | | |
| 1 | 33100-300-621 | LIGHT ASSY., HEAD (12V.36-45W) | 1 | 1 | | F |
| 2 | 33101-300-673 | RIM, HEAD LIGHT | 1 | 1 | | F |
| 3 | 33103-300-003 | SCREW, HEAD LIGHT BEAM ADJUSTING | 1 | 1 | | F |
| 4 | 33107-300-003 | SPRING, HEAD LIGHT BEAM ADJUSTING | 1 | 1 | | F |
| 5 | 33117-292-003 | NUT, BEAM ADJUST (STANLEY) | 1 | 1 | | F |
| 6 | 33121-300-672 | RING, RETAINING | 1 | 1 | | F |
| 7 | 33125-292-670 | SCREW, UNIT HOLDER | 2 | 2 | | F |
| 8 | 33126-292-670 | NUT, UNIT HOLDER | 2 | 2 | | F |
| 9 | 33130-300-621 | SOCKET, HEAD LIGHT | 1 | 1 | | F |
| 10 | 33153-300-622 | RING, MOUNTING | 1 | 1 | | F |
| 11 | 33321-533-621 | LIGHT UNIT, HEAD | 1 | 1 | | F |
| 12 | 61301-300-010B | CASE, HEAD LIGHT | 1 | 1 | | F |
| 13 | 61302-300-000 | COLLAR, HEAD LIGHT CASE | 2 | 2 | | F |
| 14 | 61303-292-000 | WASHER, HEAD LIGHT CASE | 2 | | | F |
| | 61303-336-000 | WASHER, HEAD LIGHT CASE | | 2 | | F |
| 15 | 61304-292-000 | COLLAR, HEAD LIGHT SETTING | 3 | 3 | | F |
| 16 | 93500-03010-0B | SCREW, PAN, 3X10 | 2 | 2 | | F |
| 17 | 93500-05016-0B | SCREW, PAN, 5X16 | 3 | 3 | | F |
| 18 | 94111-05000 | WASHER, SPRING, 5MM | 3 | 3 | | F |
| 19 | 94251-05000 | PIN, LOCK, 5MM | 2 | 2 | | F |
| 20 | | BULB, MARER LIGHT (12V.4W) (Locally procurement) | 1 | 1 | | F |
| 21 | | BULB, HEAD LIGHT (12V.36/38W) (Locally procurement) | 1 | 1 | | F |

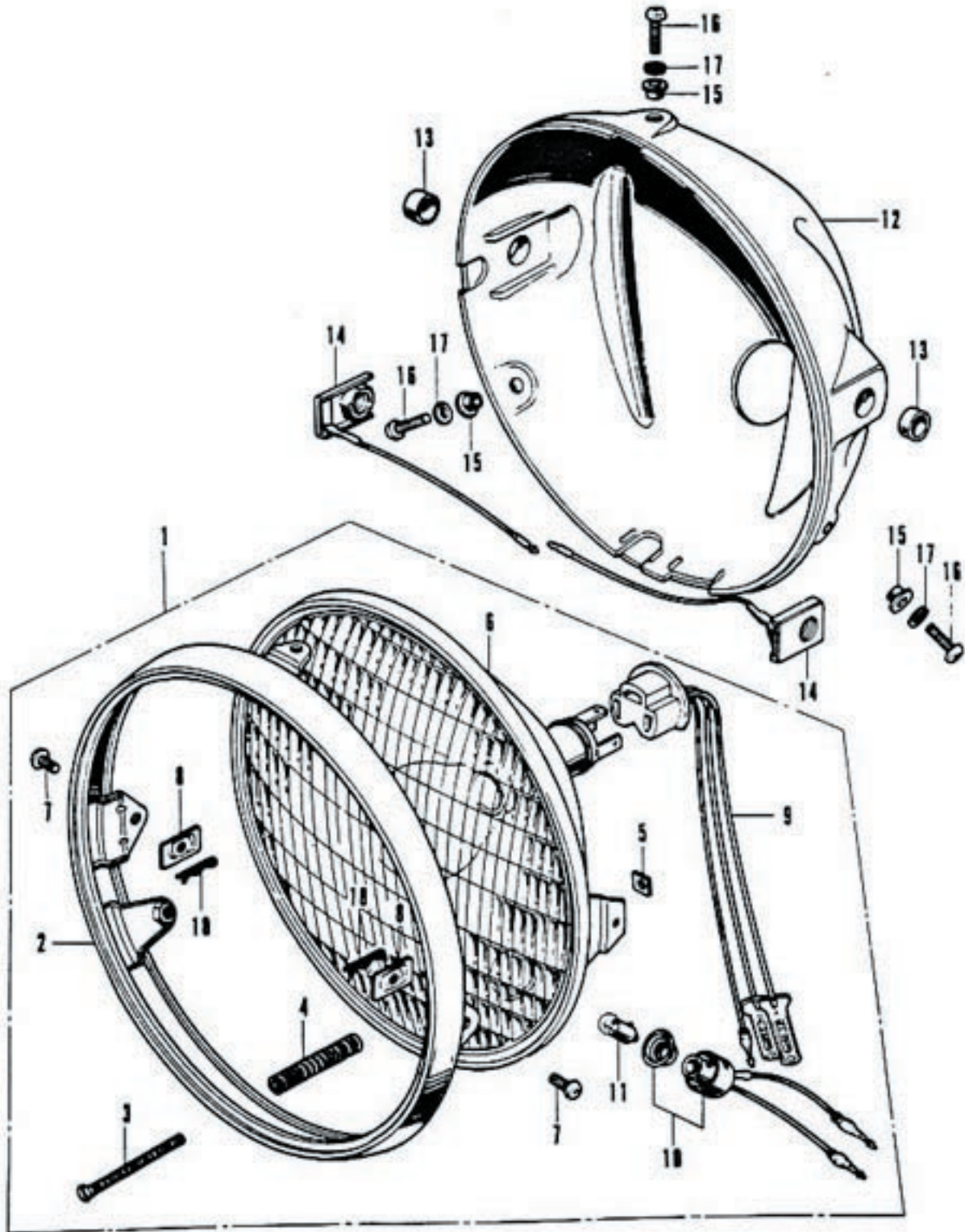
F-24 Head Light - Case (E, ED, G & H)



F-24 Head Light - Case (E, ED, G & H)

| Ref. No. | Part No. | Description | Reqd. No. | | Serial No. | Area Code |
|----------|----------------|---|-----------|-------|------------|-----------|
| | | | CB500 | K1 K2 | | |
| 1 | 33100-300-600 | LIGHT ASSY. HEAD (12V 35/35W, 4W) | 1 | 1 | | E |
| | 33100-300-610 | LIGHT ASSY. HEAD (12V-36-36W) | 1 | 1 | | ED,G,H |
| 2 | 33101-300-673 | RIM, HEAD LIGHT | 1 | 1 | | E,ED,G,H |
| 3 | 33103-300-003 | SCREW, HEAD LIGHT BEAM ADJUSTING | 1 | 1 | | E,ED,G,H |
| 4 | 33107-300-003 | SPRING, HEAD LIGHT BEAM ADJUSTING | 1 | 1 | | E,ED,G,H |
| 5 | 33108-568-610 | RUBBER, JOINT | 1 | 1 | | E,ED,G,H |
| 6 | 33117-292-003 | NUT, BEAM ADJUST (STANLEY) | 1 | 1 | | E,ED,G,H |
| 7 | 33121-300-672 | RING, RETAINING | 1 | 1 | | E,ED,G,H |
| 8 | 33125-292-670 | SCREW, UNIT HOLDER | 2 | 2 | | E,ED,G,H |
| 9 | 33128-292-670 | NUT, UNIT HOLDER | 2 | 2 | | E,ED,G,H |
| 10 | 33130-300-611 | SOCKET, HEAD LIGHT & MARKER | 1 | 1 | | E,ED,G,H |
| 11 | 33153-300-622 | RING, MOUNTING | 1 | 1 | | E,ED,G,H |
| 12 | 33175-323-600 | CORD, HEAD LIGHT SUB | 1 | 1 | | E,ED,G,H |
| 13 | 33321-533-611 | LIGHT UNIT, HEAD | 1 | 1 | | E,ED,G,H |
| 14 | 34901-259-611 | BULB, HEAD LIGHT (12V 35/35W) | 1 | 1 | | E |
| 15 | 34902-259-610 | BULB, MARKER LIGHT (12V 4W) | 1 | 1 | | E |
| 16 | 61301-300-010B | CASE, HEAD LIGHT | 1 | 1 | | E,ED,G,H |
| 17 | 61302-300-000 | COLLAR, HEAD LIGHT CASE | 2 | 2 | | E,ED,G,H |
| 18 | 61303-292-000 | WASHER, HEAD LIGHT CASE | 2 | | | E,ED,G,H |
| | 61303-336-000 | WASHER, HEAD LIGHT CASE | 2 | | | E,ED,G |
| 19 | 61304-292-000 | COLLAR, HEAD LIGHT SETTING | 3 | 3 | | E,ED,G,H |
| 20 | 93500-03010-0B | SCREW, PAN, 3X10 | 2 | 2 | | E,ED,G,H |
| 21 | 93500-05016-0B | SCREW, PAN, 5X16 | 3 | 3 | | E,ED,G,H |
| 22 | 94111-05000 | WASHER, SPRING, 5MM | 3 | 3 | | E,ED,G,H |
| 23 | 94251-05000 | PIN, LOCK, 5MM | 2 | 2 | | E,ED,G,H |
| 24 | | BULB, HEAD LIGHT (Locally procurement) | 1 | 1 | | ED,G,H |
| 25 | | BULB, MARKER LIGHT (Locally procurement) | 1 | 1 | | ED,G,H |

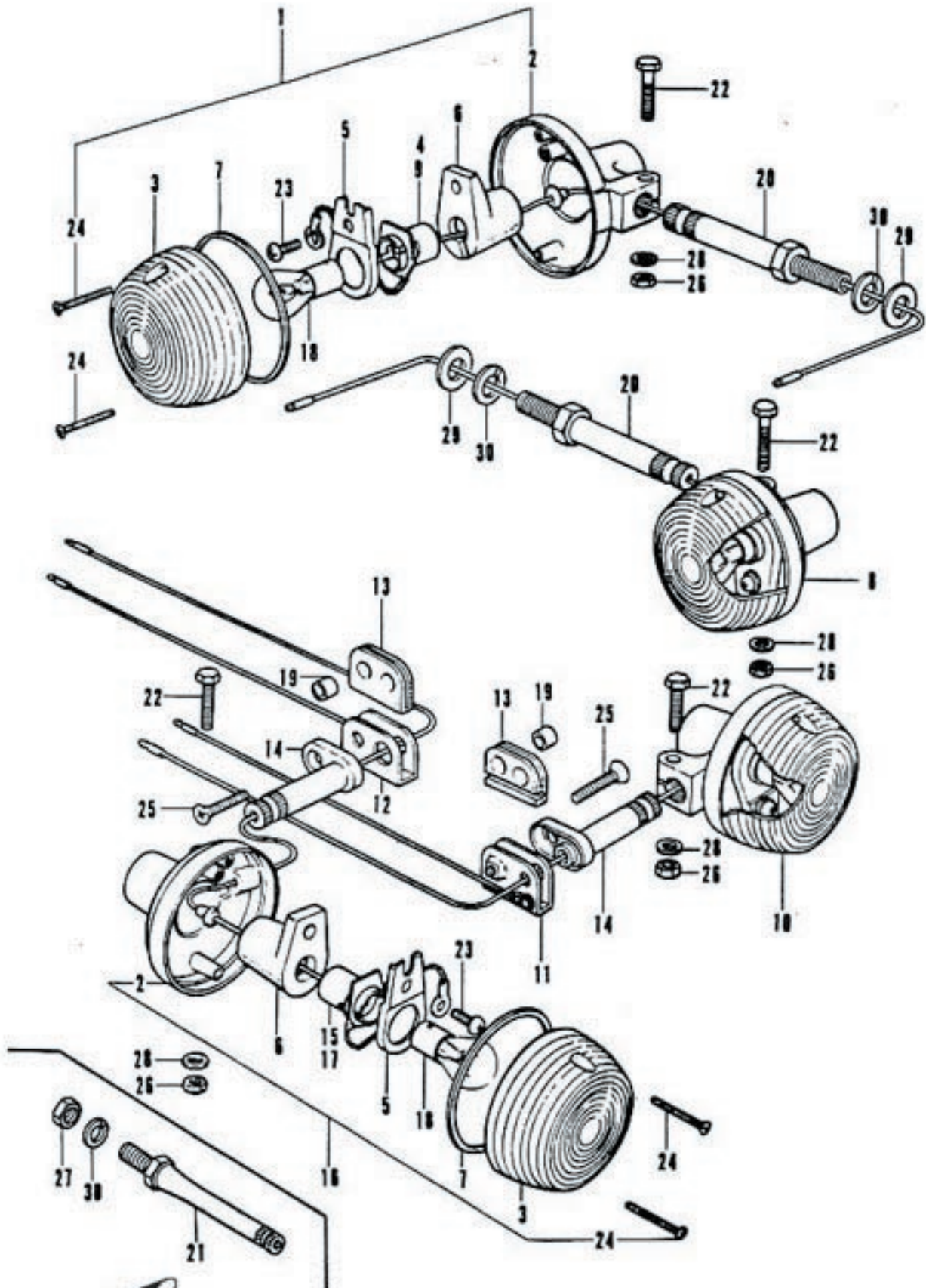
F-25 Head Light - Case (D & U)



F-25 Head Light - Case (D & U)

| Ref. No. | Part No. | Description | Reqd. No. | | Serial No. | Area Code |
|----------|----------------|--|-----------|-------|------------|-----------|
| | | | CB500 | K1 K2 | | |
| 1 | 33100-323-003 | LIGHT ASSY.+ HEAD (12V.50/40W) | 1 | 1 | | D+U |
| 2 | 33101-300-043 | PIN. HEAD LIGHT | 1 | 1 | | D+U |
| 3 | 33103-300-003 | SCREW+ HEAD LIGHT BEAM ADJUSTING | 1 | 1 | | D+U |
| 4 | 33107-300-003 | SPRING+ HEAD LIGHT BEAM ADJUSTING | 1 | 1 | | D+U |
| 5 | 33117-001-023 | NUT+ HEAD LIGHT BEAM ADJUSTING | 1 | 1 | | D+U |
| 6 | 33120-323-003 | LIGHT UNIT+ HEAD | 1 | 1 | | D+U |
| 7 | 33125-087-761 | SCREW+ UNIT HOLDER | 2 | 2 | | D+U |
| 8 | 33128-292-670 | NUT+ UNIT HOLDER | 2 | 2 | | D+U |
| 9 | 33130-323-003 | SOCKET COMP.+ HEAD LIGHT | 1 | 1 | | D+U |
| 10 | 33170-323-003 | SOCKET COMP.+ MARKER LIGHT | 1 | 1 | | D+U |
| 11 | 34903-071-003 | BULB+ MARKER LIGHT (12V 3W) (STANLEY) | 1 | 1 | | D+U |
| 12 | 61301-300-0108 | CASE+ HEAD LIGHT | 1 | 1 | | D+U |
| 13 | 61302-300-000 | COLLAR+ HEAD LIGHT CASF | 2 | 2 | | D+U |
| 14 | 61303-292-000 | WASHER+ HEAD LIGHT CASF | 2 | | | D+U |
| | 61303-336-000 | WASHER+ HEAD LIGHT CASE | 2 | | | D |
| 15 | 61304-292-000 | COLLAR+ HEAD LIGHT SETTING | 3 | 3 | | D+U |
| 16 | 93500-05016-0B | SCREW+ PAN+ 5X16 | 3 | 3 | | D+U |
| 17 | 94111-05000 | WASHER+ SPRING+ 5MM | 3 | 3 | | D+U |
| 18 | 94251-05000 | PIN+ LOCK+ 5MM | 2 | 2 | | D+U |

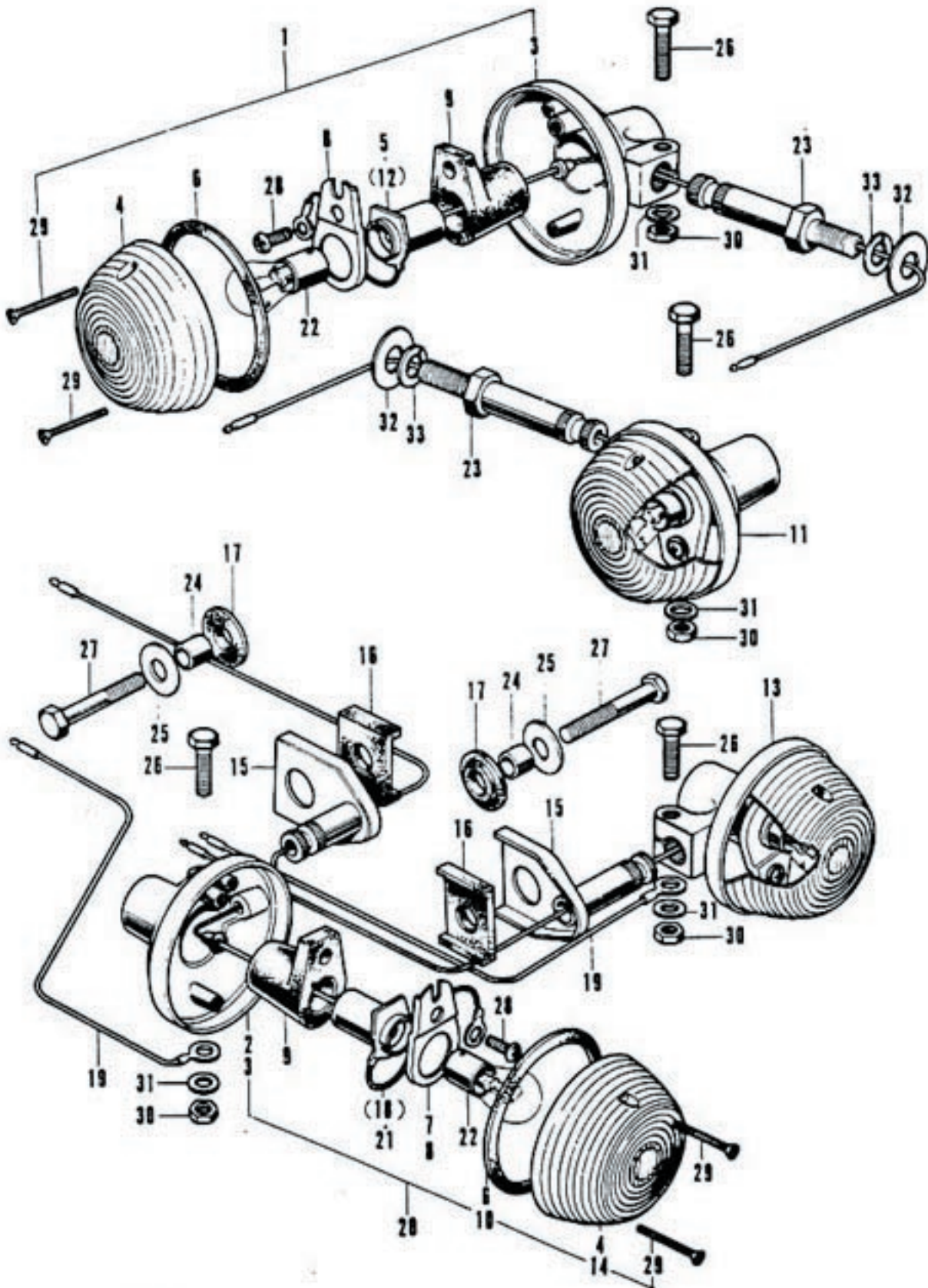
F-26 Winker (A)



F-26 Winker (A)

| Ref. No. | Part No. | Description | Reqd. No. | | Serial No. | Area Code |
|----------|----------------|---------------------------------|-----------|-------|------------|-----------|
| | | | CB500 | K1 K2 | | |
| 1 | 33400-292-670 | WINKER ASSY., RIGHT FRONT | 1 | 1 | | A |
| | 33400-323-700 | WINKER ASSY., RIGHT FRONT | | 1 | | |
| 2 | 33401-292-003 | BASE, WINKER | 4 | 4 4 | | A |
| 3 | 33402-268-671 | LENS, FRONT WINKER | 4 | 4 4 | | A |
| 4 | 33402-292-003 | SOCKET, RIGHT FRONT WINKER | 1 | 1 | | A |
| | 33402-323-700 | SOCKET, RIGHT FRONT WINKER | | 1 | | |
| 5 | 33407-284-000 | HOLDER, FRONT WINKER SOCKET | 4 | 4 4 | | A |
| 6 | 33408-284-000 | RUBBER, WINKER CUSHION | 4 | 4 4 | | A |
| 7 | 33443-268-671 | PACKING, FRONT WINKER LENS | 4 | 4 4 | | A |
| 8 | 33450-292-670 | WINKER ASSY., LEFT FRONT | 1 | 1 | | A |
| | 33450-323-700 | WINKER ASSY., LEFT FRONT | | 1 | | |
| 9 | 33453-292-003 | SOCKET COMP., LEFT WINKER | 1 | 1 | | A |
| | 33453-323-700 | SOCKET, LEFT WINKER | | 1 | | |
| 10 | 33600-300-000 | WINKER ASSY., RIGHT REAR | 1 | 1 1 | | A |
| 11 | 33604-323-670 | STOPPER, RIGHT REAR WINKER | 1 | 1 1 | | A |
| 12 | 33605-323-670 | STOPPER, LEFT REAR WINKER | 1 | 1 1 | | A |
| 13 | 33606-074-010 | RUBBER, REAR WINKER MOUNT | 2 | 2 2 | | A |
| 14 | 33607-323-670 | STAY, RIGHT REAR WINKER | 2 | 2 2 | | A |
| 15 | 33610-300-000 | SOCKET COMP., RIGHT REAR WINKER | 1 | 1 1 | | A |
| 16 | 33650-300-000 | WINKER ASSY., LEFT REAR | 1 | 1 1 | | A |
| 17 | 33660-300-000 | SOCKET COMP., LEFT REAR WINKER | 1 | 1 1 | | A |
| 18 | 34905-268-671 | BULB, WINKER (12V 25W) | 4 | 4 4 | | A |
| 19 | 80108-061-000 | COLLAR A, REAR FENDER | 2 | 2 2 | | A |
| 20 | 90154-268-670 | BOLT, LIGHT CASE SETTING | 2 | 2 | | A |
| 21 | 90154-455-670 | BOLT, FRONT WINKER SET | | 2 | | |
| 22 | 93000-06028-02 | BOLT, HEX., 6X28 | 4 | 4 4 | | A |
| 23 | 93500-05008-0A | SCREW, PAN, 5X8 | 4 | 4 4 | | A |
| 24 | 93700-03025-3B | SCREW, OVAL, 3X25 | 8 | 8 8 | | A |
| 25 | 93700-06025-02 | SCREW, OVAL, 6X25 | 2 | 2 2 | | A |
| 26 | 94001-06000 | NUT, HEX., 6MM | 4 | 4 4 | | A |
| 27 | 94001-10000-05 | NUT, HEX., 10MM | | 2 | | |
| 28 | 94101-06000 | WASHER, PLAIN, 6MM | 4 | 4 4 | | A |
| 29 | 94101-10000 | WASHER, PLAIN, 10MM | 2 | 2 | | A |
| 30 | 94111-10000 | WASHER, SPRING, 10MM | 2 | 2 2 | | A |

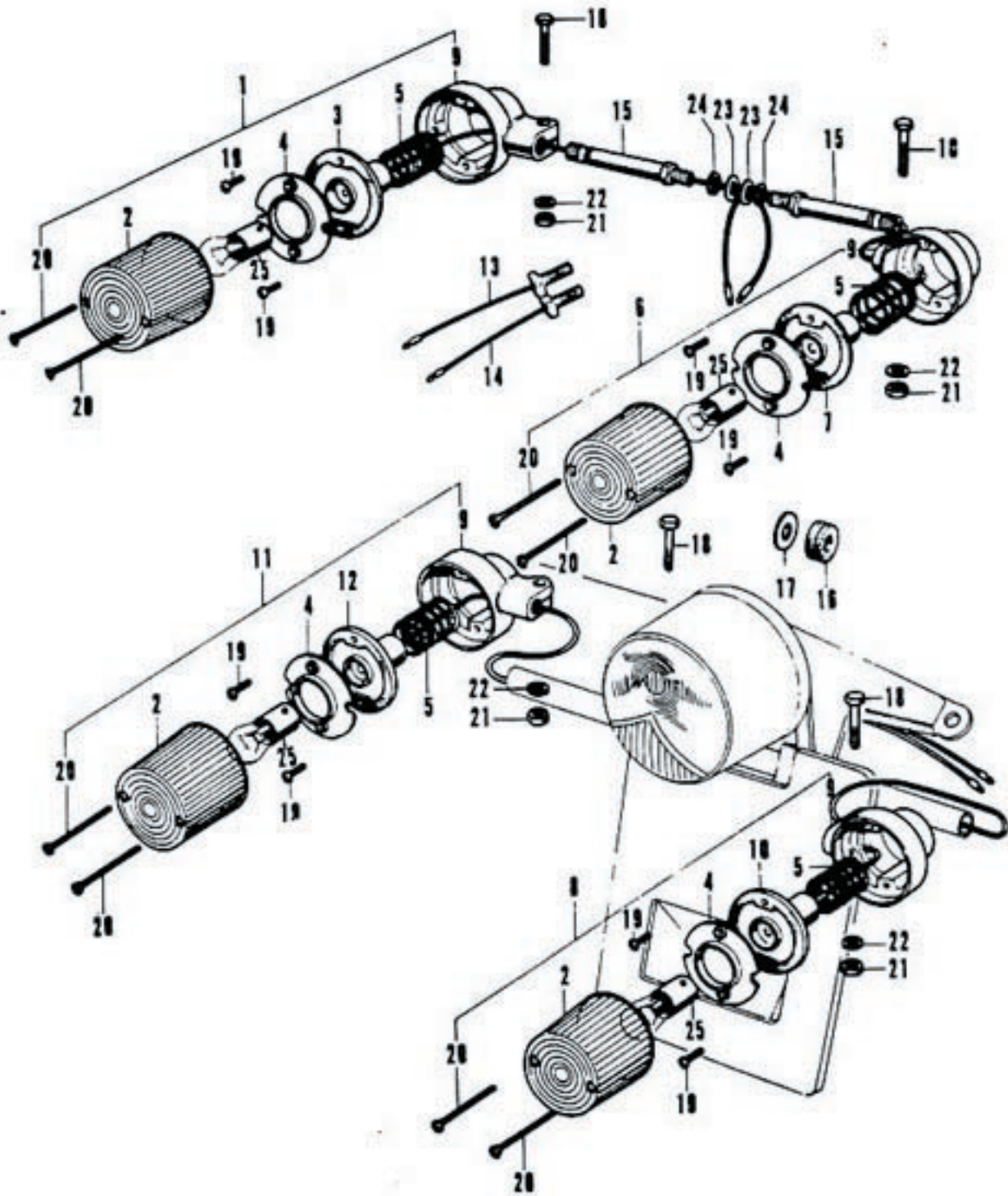
F-27 Winker (D, E, ED, F, H & U)



F-27 Winker (D, E, ED, F, H & U)

| Ref. No. | Part No. | Description | Reqd. No. | | Serial No. | Area Code |
|----------|----------------|---------------------------------|-----------|-------|------------|--------------|
| | | | CB500 | K1 K2 | | |
| 1 | 33400-292-670 | WINKER ASSY., RIGHT FRONT | 1 | 1 | | D>E>F+U |
| | 33400-317-730 | WINKER ASSY., RIGHT FRONT | 1 | 1 | | ED+H |
| 2 | 33401-268-671 | BASE, WINKER | 2 | 2 | | ED+H |
| 3 | 33401-292-003 | BASE, WINKER | 4 | 4 | | D>E>F+U |
| | | | 2 | 2 | | ED+H |
| 4 | 33402-268-671 | LENS, FRONT WINKER | 4 | 4 | | D>E>F+U |
| | | | 2 | 2 | | ED+H |
| 5 | 33402-292-003 | SOCKET, RIGHT FRONT WINKER | 1 | 1 | | D>E>ED>F+H+U |
| 6 | 33406-268-671 | PACKING, WINKER LENS | 2 | 2 | | ED+H |
| 7 | 33407-268-671 | HOLDER, FRONT WINKER SOCKET | 2 | 2 | | ED+H |
| 8 | 33407-284-000 | HOLDER, FRONT WINKER SOCKET | 4 | 4 | | D>E>F+U |
| | | | 2 | 2 | | ED+H |
| 9 | 33408-284-000 | RUBBER, WINKER CUSHION | 4 | 4 | | D>E>ED>F+H+U |
| 10 | 33443-268-671 | PACKING, FRONT WINKER LENS | 4 | 4 | | D>E>F+U |
| | | | 2 | 2 | | ED+H |
| 11 | 33450-292-670 | WINKER ASSY., LEFT FRONT | 1 | 1 | | D>E>F+U |
| | 33450-317-730 | WINKER ASSY., LEFT FRONT | 1 | 1 | | ED+H |
| 12 | 33453-292-003 | SOCKET COMP., LEFT WINKER | 1 | 1 | | D>E>ED>F+H+U |
| 13 | 33600-300-000 | WINKER ASSY., RIGHT REAR | 1 | 1 | | D>E>F+U |
| | 33600-323-631 | WINKER ASSY., RIGHT REAR | 1 | 1 | | ED+H |
| 14 | 33602-323-631 | LENS, REAR WINKER | 2 | 2 | | ED+H |
| 15 | 33607-292-000B | STAY, RIGHT REAR WINKER MOUNT | 2 | 2 | | D>E>ED>F+H+U |
| 16 | 33608-286-000 | RUBBER B, REAR WINKER MOUNT | 2 | 2 | | D>E>ED>F+H+U |
| 17 | 33608-300-000 | RUBBER, REAR WINKER MOUNT | 2 | 2 | | D>E>ED>F+H+U |
| 18 | 33610-300-000 | SOCKET COMP., RIGHT REAR WINKER | 1 | 1 | | D>E>ED>F+H+U |
| 19 | 33620-300-000 | CORD, REAR WINKER EARTH | 2 | 2 | | D>E>ED>F+H+U |
| 20 | 33650-300-000 | WINKER ASSY., LEFT REAR | 1 | 1 | | D>E>F+U |
| | 33650-323-631 | WINKER ASSY., LEFT REAR | 1 | 1 | | ED+H |
| 21 | 33660-300-000 | SOCKET COMP., LEFT REAR WINKER | 1 | 1 | | D>E>ED>F+H+U |
| 22 | 34905-268-671 | BULB, WINKER (12V 25W) | 4 | 4 | | D>E>F+U |
| | 34905-271-611 | BULB, TURN SIGNAL (12V 18W) | 4 | 4 | | ED+H |
| 23 | 90154-268-670 | BOLT, LIGHT CASE SETTING | 2 | 2 | | D>E>F+U |
| | 90154-292-610 | BOLT, LIGHT CASE SETTING | 2 | 2 | | ED+H |
| 24 | 90324-300-000 | COLLAR, 8MM | 2 | 2 | | D>E>ED>F+H+U |
| 25 | 90428-844-650 | WASHER, 8MM | 2 | 2 | | D>E>ED>F+H+U |
| 26 | 93000-06028-02 | BOLT, HEX., 6X28 | 4 | 4 | | D>E>ED>F+H+U |
| 27 | 93100-08040-08 | BOLT, HEX., 8X40 | 2 | 2 | | D>E>ED>F+H+U |
| 28 | 93500-05008-0A | SCREW, PAN, 5X8 | 4 | 4 | | D>E>ED>F+H+U |
| 29 | 93700-03025-3B | SCREW, OVAL, 3X25 | 8 | 8 | | D>E>ED>F+H+U |
| 30 | 94001-06000 | NUT, HEX., 6MM | 4 | 4 | 2076890 | D>E>ED>F+H+U |
| | 18362-720-000 | NUT, FLANGE, 6MM | 4 | 4 | 2076891 | D>E>ED>F |
| 31 | 94101-06000 | WASHER, PLAIN, 6MM | 4 | 4 | 2076890 | D>E>ED>F+H+U |
| | | | | | | D>E>ED>F |
| 32 | 94101-10000 | WASHER, PLAIN, 10MM | 2 | 2 | | D>E>ED>F+H+U |
| 33 | 94111-10000 | WASHER, SPRING, 10MM | 2 | 2 | | D>E>ED>F+H+U |

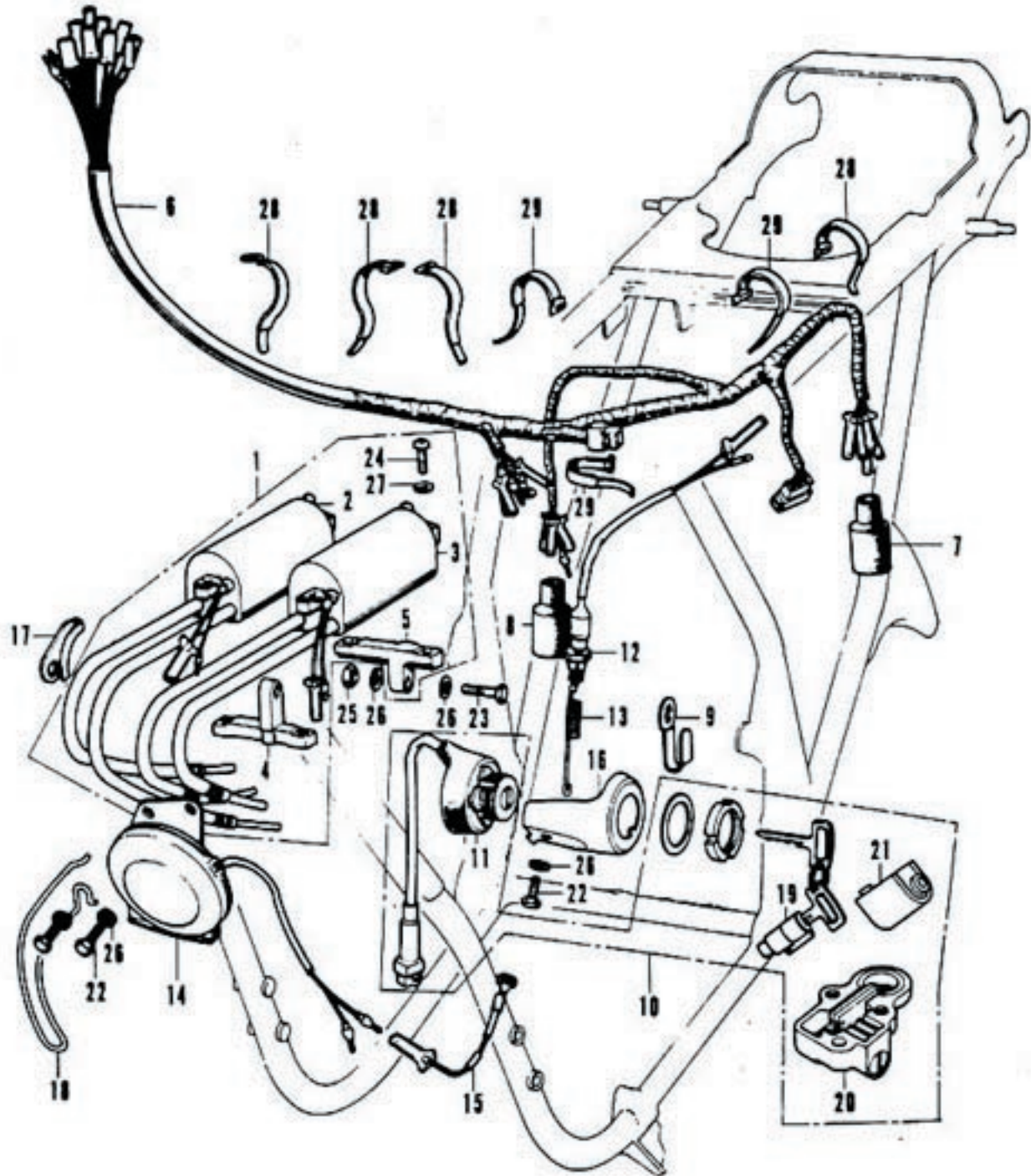
F-28 Winker (G)



F-28 Winker (G)

| Ref. No. | Part No. | Description | Reqd. No. | | Serial No. | Area Code |
|----------|----------------|--|-----------|-------|------------|-----------|
| | | | CB500 | K1 K2 | | |
| 1 | 33400-292-611 | WINKER ASSY., RIGHT FRONT 33400-292-612 | 1 | 1 | | G |
| 2 | 33402-268-610 | LENS, FRONT WINKER | 4 | 4 | | G |
| 3 | 33410-292-610 | SOCKET, RIGHT FRONT WINKER | 1 | 1 | | G |
| 4 | 33411-285-000 | RING, WINKER 33403-285-010 | 4 | 4 | | G |
| 5 | 33413-285-000 | SPRING, COIL | 4 | 4 | | G |
| 6 | 33450-292-611 | WINKER ASSY., LEFT FRONT 33450-292-612 | 1 | 1 | | G |
| 7 | 33460-292-610 | SOCKET, LEFT FRONT WINKER | 1 | 1 | | G |
| 8 | 33600-300-610 | WINKER ASSY., RIGHT REAR 33600-341-610 | 1 | 1 | | G |
| 9 | 33605-292-610 | BASE, WINKER | 4 | 4 | | G |
| 10 | 33610-300-610 | SOCKET, RIGHT REAR WINKER | 1 | 1 | | G |
| 11 | 33650-300-610 | WINKER ASSY., LEFT REAR 33650-341-610 | 1 | 1 | | G |
| 12 | 33660-300-610 | SOCKET, LEFT REAR WINKER | 1 | 1 | | G |
| 13 | 33714-300-610 | CORD, RIGHT WINKER SUB | 1 | 1 | | G |
| 14 | 33715-300-610 | SUB CORD, LEFT REAR WINKER | 1 | 1 | | G |
| 15 | 90154-292-610 | BOLT, LIGHT CASE SETTING | 2 | 2 | | G |
| 16 | 90324-300-000 | COLLAR, 8MM | 2 | 2 | | G |
| 17 | 90428-844-650 | WASHER, 8MM | 1 | 1 | | G |
| 18 | 93000-06028-02 | BOLT, HEX., 6X28 | 4 | 4 | | G |
| 19 | 93500-03010-0A | SCREW, PAN, 3X10 | 8 | 8 | | G |
| 20 | 93700-03045-0B | SCREW, OVAL, 3X45 | 8 | 8 | | G |
| 21 | 94001-06000-05 | NUT, HEX., 6MM | 4 | 4 | 2076890 | G |
| | 18362-720-000 | NUT, FLANGE, 6MM | 4 | 4 | 2076891 | G |
| 22 | 94101-06000 | WASHER, PLAIN, 6MM | 4 | 4 | 2076890 | G |
| 23 | 94101-10200 | WASHER, PLAIN, 10MM | 2 | 2 | | G |
| 24 | 94111-10200 | WASHER, SPRING, 10MM | 2 | 2 | | G |
| 25 | | BULB, WINKER (Locally procurement) | 2 | 2 | | G |

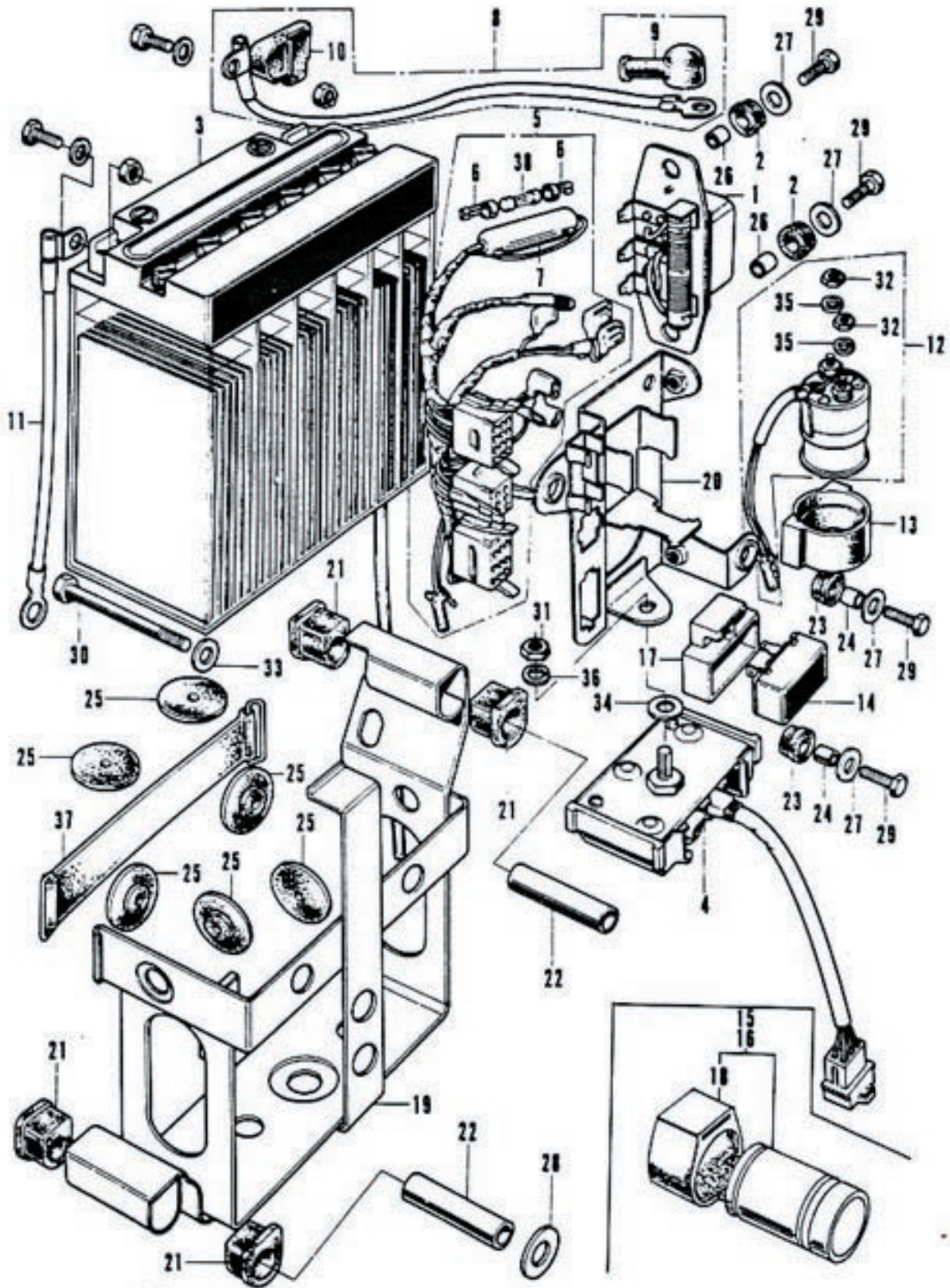
F-29 Wire Harness



F-29 Wire Harness

| Ref. No. | Part No. | Description | Reqd. No. | | Serial No. | Area Code |
|----------|----------------|---------------------------------------|-----------|-------|------------|--------------|
| | | | CB500 | K1 K2 | | |
| 1 | 30500-323-023 | COIL ASSY., IGNITION | 1 | 1 1 | | |
| 2 | 30501-323-003 | COIL, RIGHT IGNITION | 1 | 1 1 | | |
| 3 | 30502-323-003 | COIL, LEFT IGNITION | 1 | 1 1 | | |
| 4 | 30511-300-000 | BRACKET, IGNITION COIL | 1 | 1 1 | | |
| 5 | 30512-323-000 | BRACKET B, IGNITION COIL | 1 | 1 1 | | |
| 6 | 32100-323-020 | HARNESS, WIRE | 1 | | | |
| | 32100-323-040 | HARNESS, WIRE | | 1 1 | | |
| 7 | 32108-046-750 | COVER, WIRE HARNESS CONNECTOR | 1 | 1 1 | | |
| 8 | 32108-323-300 | COVER, WIRE HARNESS CONNECTOR | 1 | 1 1 | | |
| 9 | 32171-323-000 | CLIP, WIRE HARNESS | 1 | 1 1 | | |
| 10 | 35020-323-003 | SWITCH KIT, MAIN 35020-323-671 | 1 | | | A>D>E>F>U |
| | 35020-323-611 | SWITCH KIT, MAIN | 1 | | | ED>G>H |
| | 35020-323-671 | SWITCH KIT, MAIN | 1 | | | A>D>E>F>U |
| | 35020-323-612 | SWITCH KIT, MAIN | | 1 | | ED>G |
| | 35020-323-672 | SWITCH KIT, MAIN | | 1 1 | | A>D>E>F |
| 11 | 35100-323-003 | SWITCH, MAIN | 1 | 1 1 | | |
| 12 | 35350-292-003 | SWITCH ASSY., STOP (TOYO) | 1 | 1 1 | | |
| 13 | 35357-011-000 | SPRING, STOP SWITCH | 1 | 1 1 | | |
| 14 | 38100-300-023 | HORN ASSY. (MITSUBA) | 1 | 1 1 | | A>D>E>G>H>U |
| | 38100-300-621 | HORN ASSY. | 1 | 1 | | F |
| | 38100-341-630 | HORN ASSY. | 1 | 1 | | ED |
| 15 | 38105-323-000 | CORD, HORN EARTH | 1 | 1 | | D>E>ED>G>H>U |
| 16 | 50375-323-020 | BRACKET, MAIN SWITCH | 1 | 1 1 | | |
| 17 | 50400-323-000 | PROTECTOR, IGNITION COIL WIRE | 1 | 1 1 | | |
| 18 | 50462-323-000 | CLAMP, TACHOMETER CABLE | 1 | 1 1 | | |
| 19 | 53600-230-000 | LOCK COMP., STEERING HANDLE (TOYO) | 1 | 1 1 | | A>D>E>F>G>U |
| 20 | 77230-347-003 | LOCK ASSY., SEAT (TOYOSHA) | 1 | 1 | | |
| 21 | 77250-323-000 | LOCK ASSY., SEAT | 1 | | | |
| 22 | 92000-06012 | BOLT, HEX., 6X12 | 3 | 3 3 | | |
| 23 | 92000-06025 | BOLT, HEX., 6X25 | 2 | 2 2 | | |
| 24 | 93500-05020-0A | SCREW, PAN, 5X20 | 4 | 4 4 | | |
| 25 | 94C01-06000 | NUT, HEX., 6MM | 2 | 2 2 | | |
| 26 | 94101-06000 | WASHER, PLAIN, 6MM | 5 | 5 5 | | |
| 27 | 94111-05000 | WASHER, SPRING, 5MM | 4 | 4 4 | | |
| 28 | 95014-61100 | BAND A1, WIRE | 6 | 6 6 | | |
| 29 | 95014-61200 | BAND A2, WIRE | 3 | 3 3 | | |

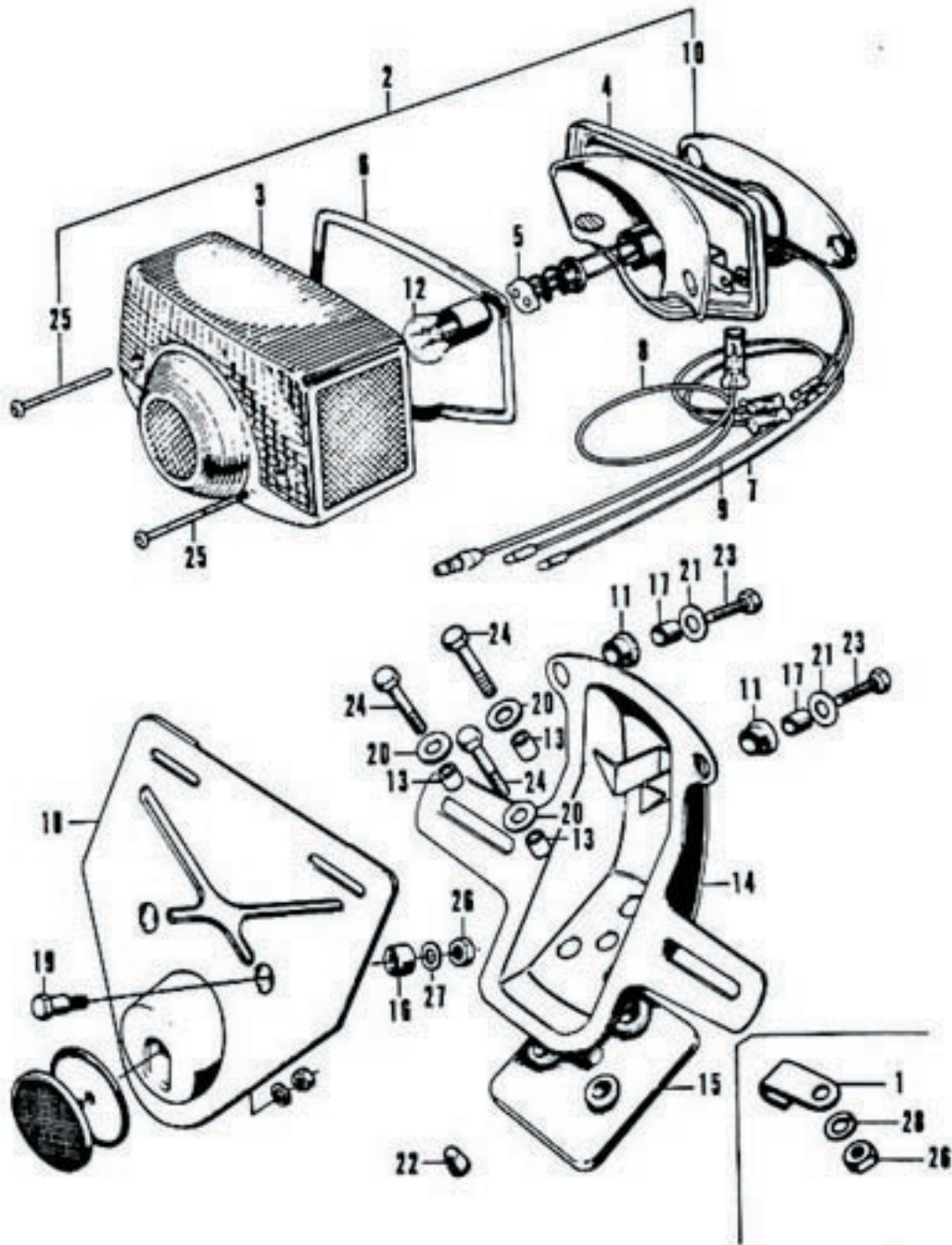
F-30 Battery • Electric



F-30 Battery - Electric

| Ref. No. | Part No. | Description | Reqd. No. | | Serial No. | Area Code |
|----------|----------------|--------------------------------------|-----------|-------|------------|-----------------------------------|
| | | | CB500 | K1 K2 | | |
| 1 | 31400-300-035 | REGULATOR ASSY. (HITACHI) | 1 | 1 1 | | |
| 2 | 31403-323-000 | RUBBER, REGULATOR CUSHION | 2 | 2 2 | | |
| 3 | 31500-310-671 | BATTERY ASSY. (12V,12AH) | 1 | 1 1 | | A+H+U D+E+ED+F+G D+E+ED+F+G |
| | 98202-22250 | BATTERY, 12N12 | | 1 | 2076726 | D+E+ED+F+G |
| 4 | 31700-323-005 | RECTIFIER ASSY | 1 | | 2076727 | D+E+ED+F+G |
| | 31700-323-015 | RECTIFIER ASSY | | 1 1 | | |
| 5 | 32105-323-010 | HARNESS, SUB WIRE | 1 | | | |
| | 32105-323-030 | HARNESS, SUB WIRE | | 1 1 | | |
| 6 | 32112-230-000 | CONNECTOR, FUSE | 2 | 2 2 | | |
| 7 | 32120-323-000 | CASE, FUSE, 15H | 1 | 1 1 | | |
| 8 | 32401-323-000 | CABLE, BATTERY STARTER | 1 | 1 1 | | |
| 9 | 32411-253-000 | COVER, STARTING MOTOR TERMINAL | 1 | 1 1 | | |
| 10 | 32412-323-000 | COVER, BATTERY TERMINAL | 1 | 1 1 | | |
| 11 | 32601-323-000 | CABLE, BATTERY EARTH | 1 | 1 1 | | |
| 12 | 35850-306-670 | SWITCH ASSY., STARTER MAGNETIC | 1 | 1 1 | | |
| 13 | 35856-323-000 | SUSPENSION, MAGNETIC SWITCH | 1 | 1 1 | | |
| 14 | 38300-292-670 | RELAY ASSY., WINKER (SIGNAL STAT) | 1 | 1 1 | | A |
| 15 | 38300-323-009 | RELAY ASSY., WINKER | 1 | 1 | | D+E+F+U |
| 16 | 38300-323-611 | RELAY ASSY., WINKER | 1 | 1 | | ED+G+H |
| 17 | 38306-107-670 | SUSPENSION, WINKER RELAY | 1 | 1 1 | | A |
| 18 | 38306-323-000 | SUSPENSION, WINKER RELAY | 1 | 1 | | D+E+ED+F+G+H+U |
| 19 | 50325-323-040 | BOX, BATTERY | 1 | 1 1 | | |
| 20 | 50330-323-010 | PLATE, ELECTRIC BASE | 1 | | | |
| | 50330-323-020 | PLATE, ELECTRIC BASE | | 1 1 | | |
| 21 | 50331-323-000 | CUSHION, BATTERY BOX | 4 | 4 4 | | |
| 22 | 50332-323-000 | COLLAR, BATTERY BOX | 2 | 2 2 | | |
| 23 | 80105-061-000 | CUSHION A, REAR FENDER | 2 | 2 2 | | |
| 24 | 80108-061-000 | COLLAR A, REAR FENDER | 2 | 2 2 | | |
| 25 | 83618-323-000 | RUBBER, BATTERY BOX | 6 | 6 6 | | |
| 26 | 84706-286-000 | COLLAR, NUMBER BRACKET SET | 2 | 2 2 | | |
| 27 | 90581-701-000 | WASHER, 18MM | 4 | 4 4 | | |
| 28 | 90582-703-000 | WASHER, 8MM | 1 | 1 1 | | |
| 29 | 92000-06020 | BOLT, HEX., 6X20 | 4 | 4 4 | | |
| 30 | 92000-08065-0A | BOLT, HEX., 8X65 | 1 | 1 1 | | |
| 31 | 94001-08000-0S | NUT, HEX., 8MM | 1 | 1 1 | | |
| 32 | 94002-06300 | NUT, HEX., 6MM | 2 | 2 2 | | |
| 33 | 94101-08000 | WASHER, PLAIN, 8MM | 1 | 1 1 | | |
| 34 | 94102-08000 | WASHER, PLAIN, 8MM | 1 | 1 1 | | |
| 35 | 94111-06000 | WASHER, SPRING, 6MM | 2 | 2 2 | | |
| 36 | 94111-08000 | WASHER, SPRING, 8MM | 1 | 1 1 | | |
| 37 | 95012-17000 | BAND A, BATTERY | 1 | 1 1 | | |
| 38 | 98200-11500 | FUSE, 15A | 1 | 1 1 | | |

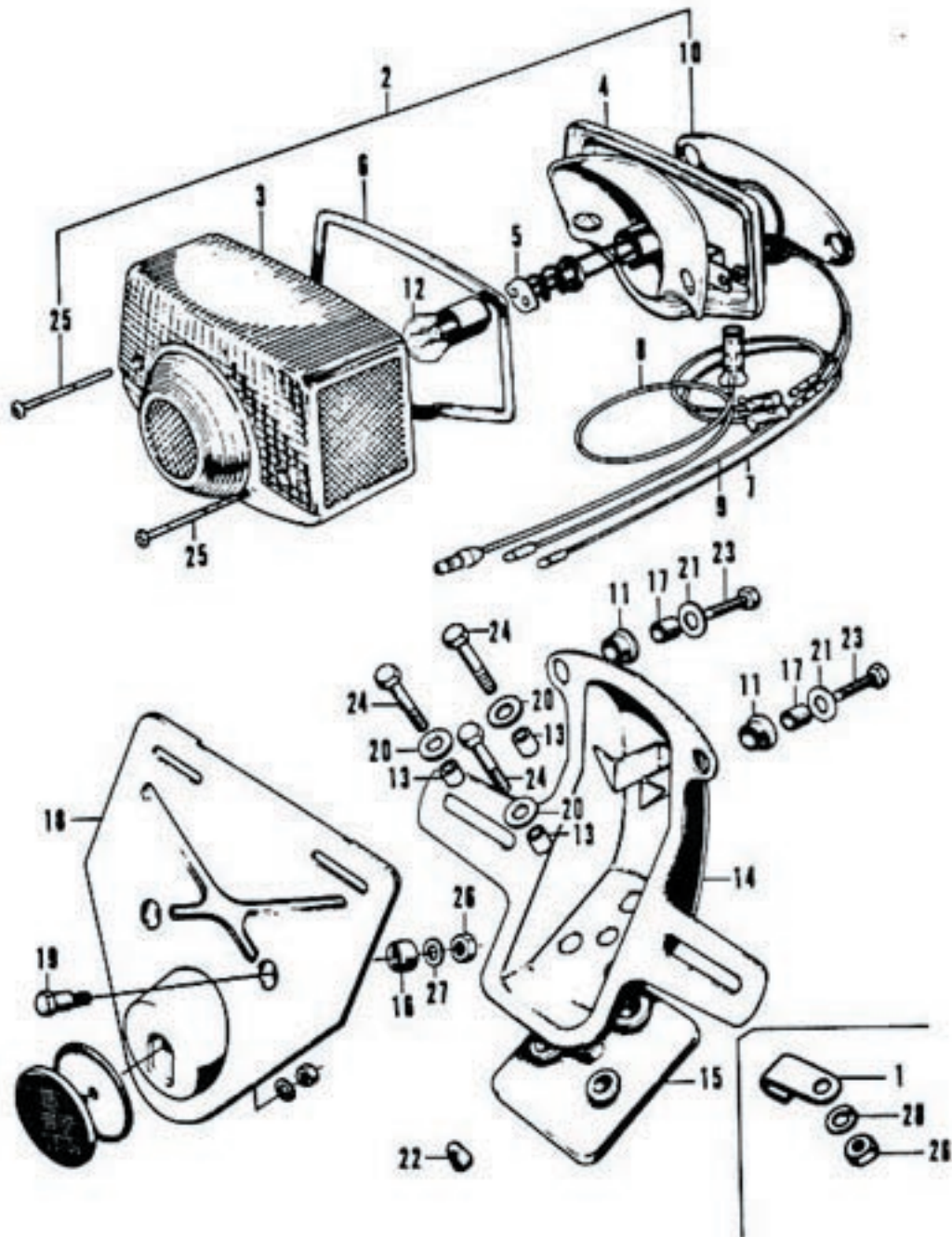
F-31 Tail Light (A, D, ED, F, H & U)



F-31 Tail Light (A, D, ED, F, H & U)

| Ref. No. | Part No. | Description | Reqd. No. | | Serial No. | Area Code |
|----------|-----------------|--|-----------|-------|------------|------------------------|
| | | | CB500 | K1 K2 | | |
| 1 | 32111-323-000 | CLAMPER, CORD | 1 | 1 | | A,H,U D,ED,F |
| 2 | 33701-300-671 | TAILLIGHT UNIT | 1 | 1 | 2049708 | A,F,U D F |
| | 33701-323-631 | TAILLIGHT UNIT | 1 | 1 | | ED,H |
| | 33701-323-603 | LIGHT UNIT, TAIL (12V 21/5W) | 1 | 1 | 2049709 | F |
| 3 | 33702-077-671 | LENS, TAIL LIGHT | 1 | 1 | 2049708 | A,F,U D F |
| | 33702-323-631 | LENS, TAIL LIGHT | 1 | 1 | | ED,H |
| | 33702-323-603 | LENS, TAIL LIGHT | 1 | 1 | 2049709 | F |
| 4 | 33703-077-671 | BASE, TAIL LIGHT | 1 | 1 | | A,U D,F |
| | 33703-303-003 | BASE, TAIL LIGHT | 1 | 1 | | ED,H |
| 5 | 33708-077-671 | CORD COMP., TAIL LIGHT | 1 | 1 | | A,H,U D,ED,F |
| 6 | 33709-077-671 | PACKING, TAIL LIGHT LENS | 1 | 1 | | A,H,U D,ED,F |
| 7 | 33711-300-000 | CORD, TAIL LIGHT SUB | 1 | 1 | 2034711 | A,D,ED,F,H,U D,ED,F |
| | 33711-323-000 | CORD, TAIL LIGHT SUB | 1 | 1 | 2034712 | A,D,ED,F,H,U D,ED,F |
| 8 | 33712-300-003 | CORD, TAIL LIGHT EARTH (STANLEY) | 1 | 1 | | A,H,U D,ED,F |
| 9 | 33713-300-000 | CORD, STOP LIGHT SUB | 1 | 1 | 2034711 | A,D,ED,F,H,U D,ED,F |
| | 33713-323-000 | CORD, STOP LIGHT SUB | 1 | 1 | 2034712 | A,D,ED,F,H,U D,ED,F |
| 10 | 33718-077-671 | PACKING A, TAIL LIGHT BASE | 1 | 1 | | A,H,U D,ED,F |
| 11 | 33719-077-671 | PACKING B, TAIL LIGHT BASE | 2 | 2 | | A,H,U D,ED,F |
| 12 | 34906-268-810 | BULB, TAIL LIGHT (12V 23/7W) | 1 | 1 | 2049708 | A,F,U D F |
| | 34906-594-602 | BULB, TAIL & STOP LIGHT (12V 21/5W) | 1 | 1 | 2049709 | ED,H F |
| 13 | 80108-061-000 | COLLAR A, REAR FENDER | 3 | 3 | | A,H,U D,ED,F |
| 14 | 84701-300-020XW | BRACKET, NUMBER PLATE | 1 | 1 | | ED,F,H |
| | 84701-300-672XW | BRACKET, NUMBER PLATE | 1 | 1 | | A,U D |
| 15 | 84702-300-010 | SEAT, NUMBER PLATE BRACKET | 1 | 1 | | A,H,U D,ED,F |
| 16 | 84705-300-620 | RUBBER, NUMBER PLATE SET | 2 | 2 | | F |
| 17 | 84706-286-000 | COLLAR, NUMBER BRACKET SET | 2 | 2 | | A,D,ED,F,H,U |
| | 84706-341-000 | COLLAR, NUMBER PLATE BRACKET | 2 | 2 | | D,ED,F |
| 18 | 84710-300-620 | PLATE, NUMBER PLATE BACK | 1 | 1 | | F |

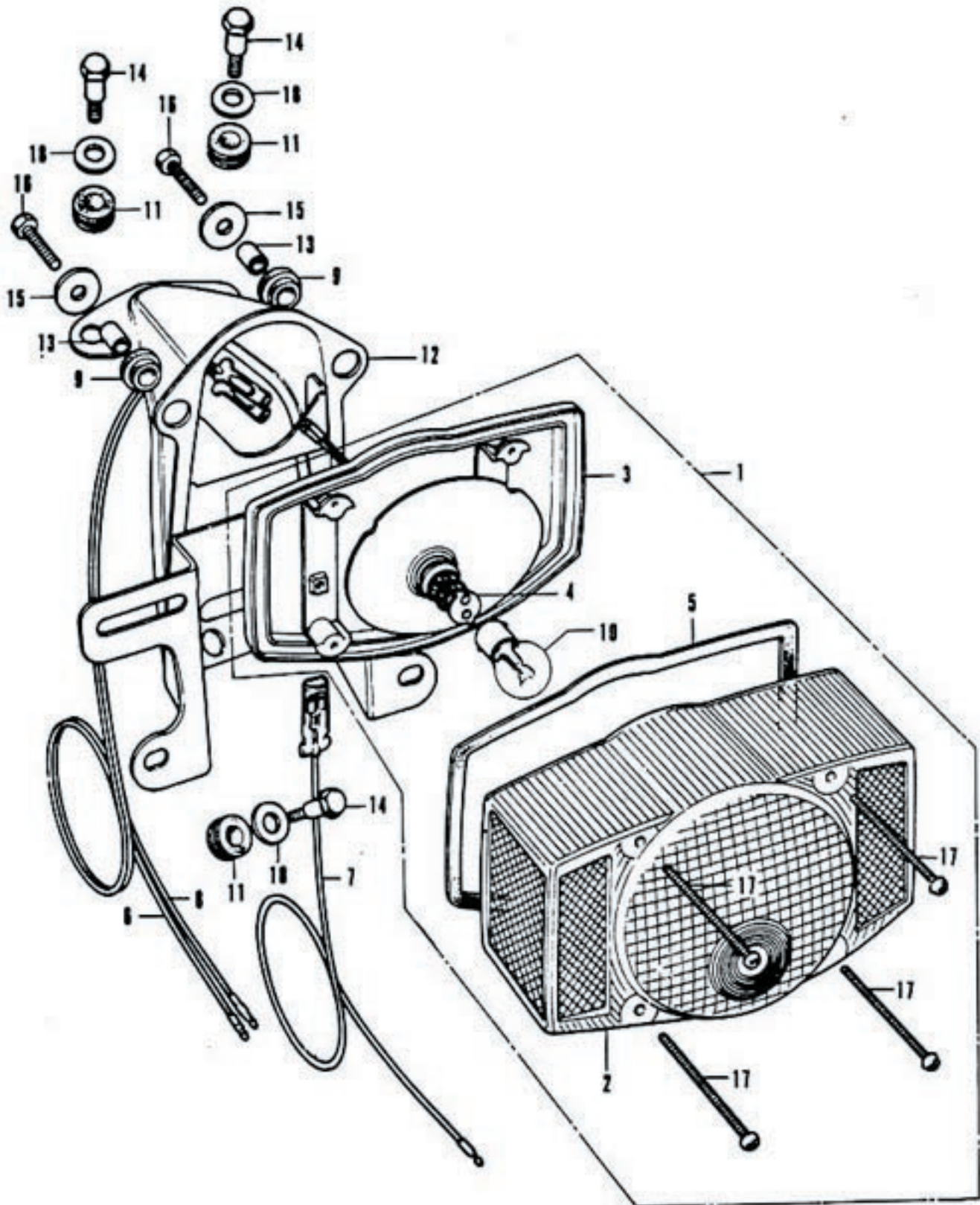
F-31 Tail Light (A, D, ED, F, H & U)



F-31 Tail Light (A, D, ED, F, H & U)

| Ref. No. | Part No. | Description | Reqd. No. | | Serial No. | Area Code |
|----------|----------------|----------------------------|-----------|-------|------------|-------------------------------|
| | | | CB500 | K1 K2 | | |
| 19 | 90162-292-670 | BOLT: FRONT FENDER SETTING | 2 | 2 | | F |
| 20 | 90581-701-000 | WASHER: 18MM | 3 | 3 | 2034711 | A: D: ED: F: H: U D: ED: F |
| | 94101-08000 | WASHER: PLAIN: 8MM | 3 | 3 | 2034712 | D: ED: F |
| 21 | 90581-831-650 | WASHER: 18MM | 2 | 2 | | A: D: ED: F: H: U D: ED: F |
| | 90581-310-000 | WASHER: PLAIN: 20MM | 2 | 2 | | A: H: U D: ED: F |
| 22 | 90899-283-000 | PLUG: CORN | 1 | 1 | | A: H: U D: ED: F |
| 23 | 92000-05020-08 | BOLT: HEX.: 5X20 | 2 | 2 | | A: H: U D: ED: F |
| 24 | 92000-06020 | BOLT: HEX.: 6X20 | 3 | 3 | 2034711 | A: D: ED: F: H: U D: ED: F |
| | 90162-283-000 | BOLT: REAR FENDER SETTING | 3 | 3 | 2034712 | D: ED: F |
| 25 | 93500-04050-4J | SCREW: PAN: 4X50 | 2 | 2 | | A: H: U D: ED: F |
| 26 | 94001-06000 | NUT: HEX.: 6MM | 2 | 2 | | A: H: U D: ED: F |
| 27 | 94101-06000 | WASHER: PLAIN: 6MM | 2 | 2 | | F |
| 28 | 94111-06000 | WASHER: SPRING: 6MM | 1 | 1 | | A: H: U D: ED: F |

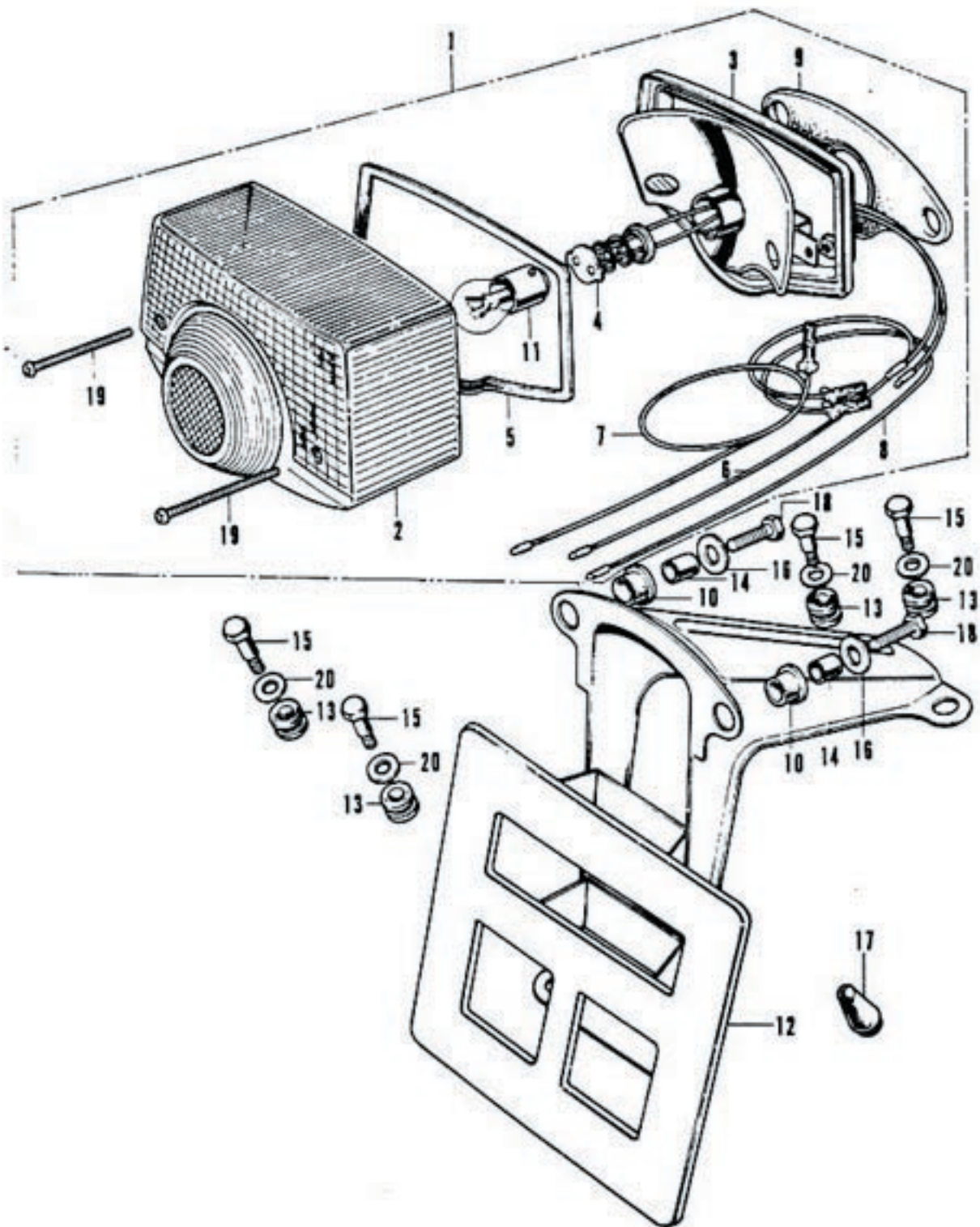
F-32 Tail Light (K1 · K2-A)



F-32 Tail Light (K1 · K2-A)

| Ref. No. | Part No. | Description | Reqd. No. | | Serial No. | Area Code |
|----------|-----------------|---|-----------|-------|------------|-----------|
| | | | CB500 | K1 K2 | | |
| 1 | 33701-341-671 | LIGHT UNIT, TAIL | 1 | 1 | | A |
| 2 | 33702-341-671 | LENS, TAIL LIGHT | 1 | 1 | | A |
| 3 | 33703-341-671 | BASE COMP., TAIL LIGHT | 1 | 1 | | A |
| 4 | 33708-341-671 | CORD COMP., TAIL LIGHT | 1 | 1 | | A |
| 5 | 33709-341-671 | PACKING, TAIL LIGHT LENS | 1 | 1 | | A |
| 6 | 33711-300-000 | CORD, TAIL LIGHT SUB | 1 | | 2034711 | A |
| | 33711-323-000 | CORD, TAIL LIGHT SUB | 1 | 1 | 2034712 | A |
| 7 | 33712-300-003 | CORD, TAIL LIGHT EARTH (STANLEY) | 1 | 1 | | A |
| 8 | 33713-300-000 | CORD, STOP LIGHT SUB | 1 | | 2034711 | A |
| | 33713-323-000 | CORD, STOP LIGHT SUB | 1 | 1 | 2034712 | A |
| 9 | 33719-077-671 | PACKING B, TAIL LIGHT BASE | 2 | 2 | | A |
| 10 | 34906-341-671 | BULB, TAIL & STOP LIGHT (12V 32/3CP) | 1 | 1 | | A |
| 11 | 80101-283-000 | RUBBER, REAR FENDER CUSHION | 4 | 4 | | A |
| 12 | 84701-341-670XM | BRACKET, NUMBER PLATE | 1 | 1 | | A |
| 13 | 84706-341-000 | COLLAR, NUMBER PLATE BRACKET | 2 | 2 | | A |
| 14 | 90162-292-000 | BOLT, FRONT FENDER SETTING | 4 | 4 | | A |
| 15 | 90581-310-000 | WASHER, PLAIN, 20MM | 2 | 2 | | A |
| 16 | 92000-05020-08 | BOLT, HEX., 5X20 | 2 | 2 | | A |
| 17 | 93500-04055-4J | SCREW, PAN, 4X55 | 4 | 4 | | A |
| 18 | 94101-08200 | WASHER, PLAIN, 8MM | 4 | 4 | | A |

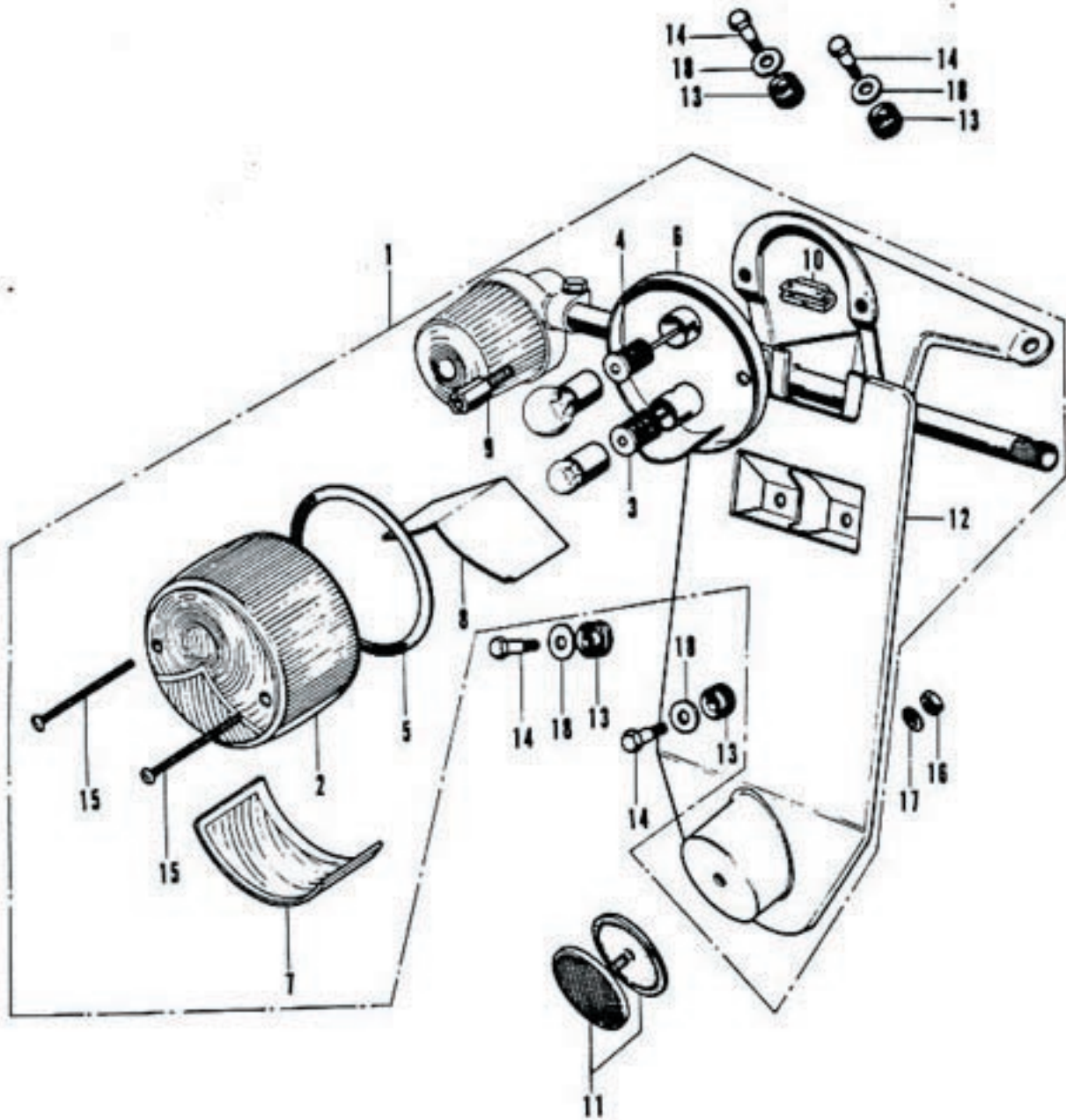
F-33 Tail Light (E)



F-33 Tail Light (E)

| Ref. No. | Part No. | Description | Reqd. No. | | Serial No. | Area Code |
|----------|----------------|--|-----------|-------|------------|-----------|
| | | | CB500 | K1 K2 | | |
| 1 | 33701-323-602 | TAIL LIGHT UNIT 33701-323-603 | 1 | | | E |
| | 33701-323-603 | LIGHT UNIT+ TAIL (12V 21/5W) | 1 | | | E |
| 2 | 33702-323-602 | LENS+ TAIL LIGHT 33702-323-603 | 1 | | | E |
| | 33702-323-603 | LENS+ TAIL LIGHT | 1 | | | E |
| 3 | 33703-077-671 | BASE+ TAIL LIGHT | 1 | 1 | | E |
| 4 | 33708-077-671 | CORD COMP.+ TAIL LIGHT | 1 | 1 | | E |
| 5 | 33709-077-671 | PACKING+ TAIL LIGHT LENS | 1 | 1 | | E |
| 6 | 33711-300-000 | CORD+ TAIL LIGHT SUB | 1 | 1 | | E |
| 7 | 33712-300-003 | CORD+ TAIL LIGHT EARTH (STANLEY) | 1 | 1 | | E |
| 8 | 33713-300-000 | CORD+ STOP LIGHT SUB | 1 | 1 | | E |
| 9 | 33718-077-671 | PACKING A+ TAIL LIGHT BASE | 1 | 1 | | E |
| 10 | 33719-077-671 | PACKING B+ TAIL LIGHT BASE | 2 | 2 | | E |
| 11 | 34906-594-602 | BULB+ TAIL & STOP LIGHT (12V 21/5W) | 1 | 1 | | E |
| 12 | 84701-323-600B | BRACKET+ NUMBER PLATE | 1 | 1 | | E |
| 13 | 84705-292-000 | RUBBER+ NUMBER BRACKET CUSHION | 4 | 4 | | E |
| 14 | 84706-286-000 | COLLAR+ NUMBER BRACKET SET | 2 | 2 | | E |
| 15 | 90162-292-000 | BOLT+ FRONT FENDER SETTING | 4 | 4 | | E |
| 16 | 90581-831-650 | WASHER+ 18MM | 2 | 2 | | E |
| 17 | 90899-323-610 | PLUG+ CORN | 1 | 1 | | E |
| 18 | 92000-05020-08 | BOLT+ HEX.+ 5X20 | 2 | 2 | | E |
| 19 | 93500-04050-08 | SCREW+ PAN+ 4X50 | 2 | 2 | | E |
| 20 | 94101-08200 | WASHER+ PLAIN.+ 8MM | 4 | 4 | | E |

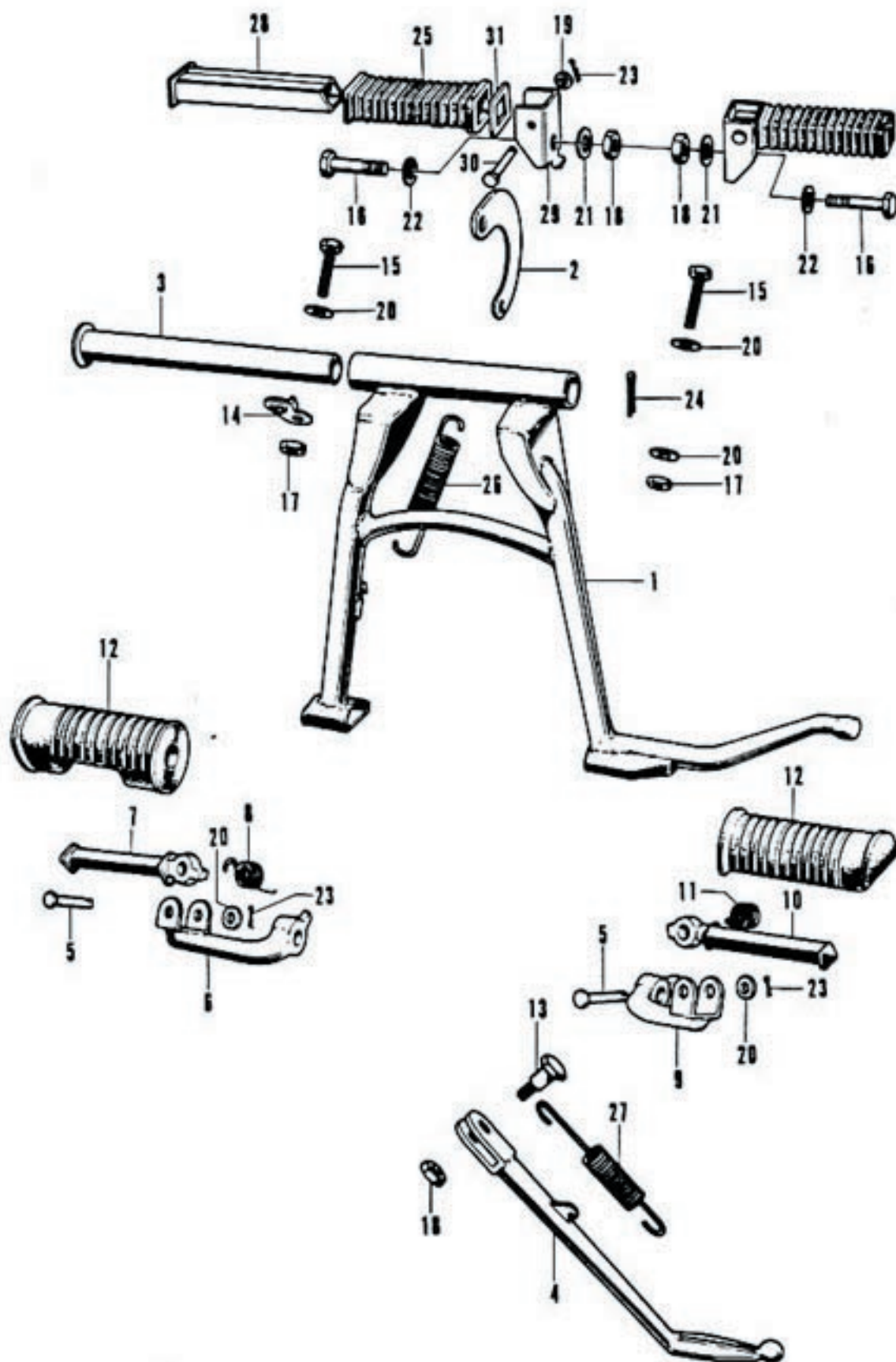
F-34 Tail Light (G)



F-34 Tail Light (G)

| Ref. No. | Part No. | Description | Reqd. No. | | Serial No. | Area Code |
|----------|----------------|---------------------------------|-----------|-------|------------|-----------|
| | | | CB500 | K1 K2 | | |
| 1 | 33700-323-610 | TAILLIGHT ASSY 33700-323-611 | 1 | | | G |
| | 33700-323-611 | TAILLIGHT ASSY | | 1 | | G |
| 2 | 33701-051-000 | LENS, TAIL & STOP LAMP | 1 | 1 | | G |
| 3 | 33707-300-610 | CORD COMP., TAIL LIGHT | 1 | 1 | | G |
| 4 | 33708-300-610 | CORD, STOP LIGHT | 1 | 1 | | G |
| 5 | 33709-051-000 | PACKING, TAIL LIGHT LENS | 1 | 1 | | G |
| 6 | 33710-300-610 | SOCKET COMP., TAIL LIGHT | 1 | 1 | | G |
| 7 | 33715-051-000 | LENS, LICENSE | 1 | 1 | | G |
| 8 | 33716-051-000 | PLATE, INTERCEPTION | 1 | 1 | | G |
| 9 | 33717-292-610 | BOLT, TAIL LIGHT SETTING | 2 | 2 | | G |
| 10 | 33722-323-610 | GROMMET, REAR WINKER CORD | 1 | 1 | | G |
| 11 | 33741-292-610 | REFLEX REFLECTOR | 1 | 1 | | G |
| 12 | 84701-323-610B | BRACKET, NUMBER PLATE | 1 | 1 | | G |
| 13 | 84705-292-000 | RUBBER, NUMBER BRACKET CUSHION | 4 | 4 | | G |
| 14 | 90162-292-000 | BOLT, FRONT FENDER SETTING | 4 | 4 | | G |
| 15 | 93500-03045-0B | SCREW, PAN, 3X45 | 2 | 2 | | G |
| 16 | 94001-05000-05 | NUT, HEX., 5MM | 1 | 1 | | G |
| 17 | 94101-05000 | WASHER, PLAIN, 5MM | 1 | 1 | | G |
| 18 | 94101-08200 | WASHER, PLAIN, 8MM | 4 | 4 | | G |

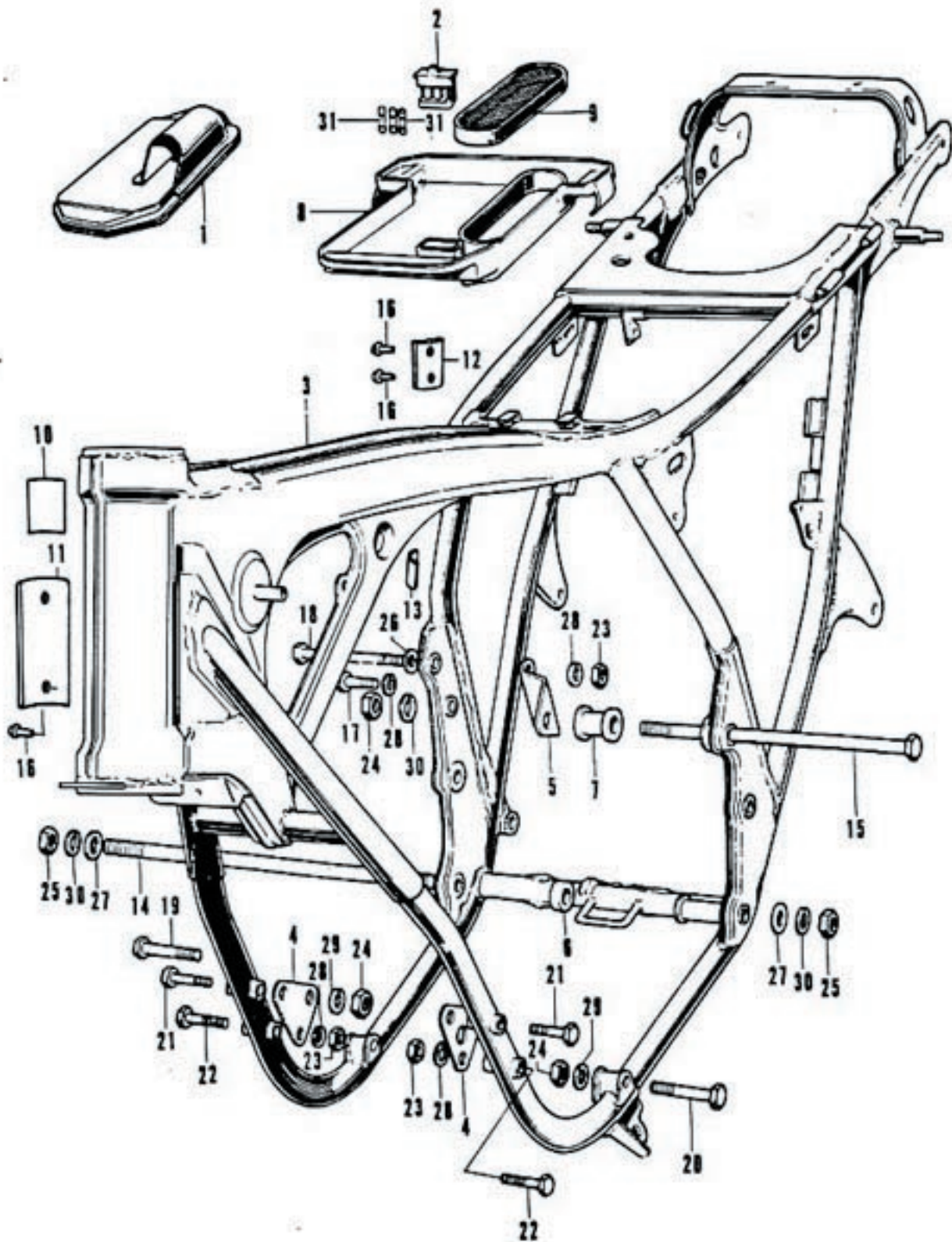
F-35 Main Stand • Step



F-35 Main Stand • Step

| Ref. No. | Part No. | Description | Reqd. No. | | Serial No. | Area Code |
|----------|----------------|--------------------------------|-----------|-------|------------|-----------|
| | | | CB500 | K1 K2 | | |
| 1 | 50500-323-000B | STAND COMP., MAIN | 1 | 1 1 | | |
| 2 | 50523-300-010 | PLATE, MAIN STAND SPRING | 1 | 1 1 | | |
| 3 | 50526-300-000 | PIPE, MAIN STAND PIVOT | 1 | 1 1 | | |
| 4 | 50530-323-000B | BAR, SIDE STAND | 1 | 1 1 | | |
| 5 | 50603-033-000 | PIN, STEP BAR JOINT | 2 | 2 2 | | |
| 6 | 50615-323-670B | BAR COMP., RIGHT STEP | 1 | 1 1 | | |
| 7 | 50616-323-670B | ARM COMP., RIGHT STEP | 1 | 1 1 | | |
| 8 | 50617-283-000 | SPRING, RIGHT STEP RETURN | 1 | 1 1 | | |
| 9 | 50641-323-670B | BAR COMP., LEFT STEP | 1 | 1 1 | | |
| 10 | 50642-323-670B | ARM COMP., LEFT STEP | 1 | 1 1 | | |
| 11 | 50644-283-000 | SPRING, LEFT STEP RETURN | 1 | 1 1 | | |
| 12 | 50661-310-000 | RUBBER, STEP | 2 | 2 2 | | |
| 13 | 90108-283-000 | SCREW, SIDE STAND PIVOT | 1 | 1 1 | | |
| 14 | 90514-323-000 | WASHER, BATTERY BREATHER GUIDE | 1 | 1 1 | | |
| 15 | 92000-08040-0A | BOLT, HEX, 8X40 | 2 | 2 2 | | |
| 16 | 92000-10035-0A | BOLT, HEX., 10X35 | 2 | 2 2 | | |
| 17 | 94001-08000-0S | NUT, HEX., 8MM | 2 | 2 2 | | |
| 18 | 94001-10000-0S | NUT, HEX., 10MM | 3 | 3 3 | | |
| 19 | 94101-06000 | WASHER, PLAIN, 6MM | 2 | 2 2 | | |
| 20 | 94101-08000 | WASHER, PLAIN, 8MM | 5 | 5 5 | | |
| 21 | 94101-10000 | WASHER, PLAIN, 10MM | 2 | 2 2 | | |
| 22 | 94111-10000 | WASHER, SPRING, 10MM | 2 | 2 2 | | |
| 23 | 94201-16150 | PIN, SPLIT, 1.6X15 | 4 | 4 4 | | |
| 24 | 94201-25250 | PIN, SPLIT, 2.5X25 | 1 | 1 1 | | |
| 25 | 95011-31000 | RUBBER A, PILLION STEP | 2 | 2 2 | | |
| 26 | 95014-71700 | SPRING G, MAIN STAND | 1 | 1 1 | | |
| 27 | 95014-72401 | SPRING D, SIDE STAND | 1 | 1 1 | | |
| 28 | 95015-62000 | BAR B, PILLION STEP | 2 | 2 2 | | |
| 29 | 95015-72100 | BRACKET, PILLION STEP | 2 | 2 2 | | |
| 30 | 95015-82000 | PIN B, PILLION STEP | 2 | 2 2 | | |
| 31 | 95015-91000 | WASHER, PILLION STEP | 2 | 2 2 | | |

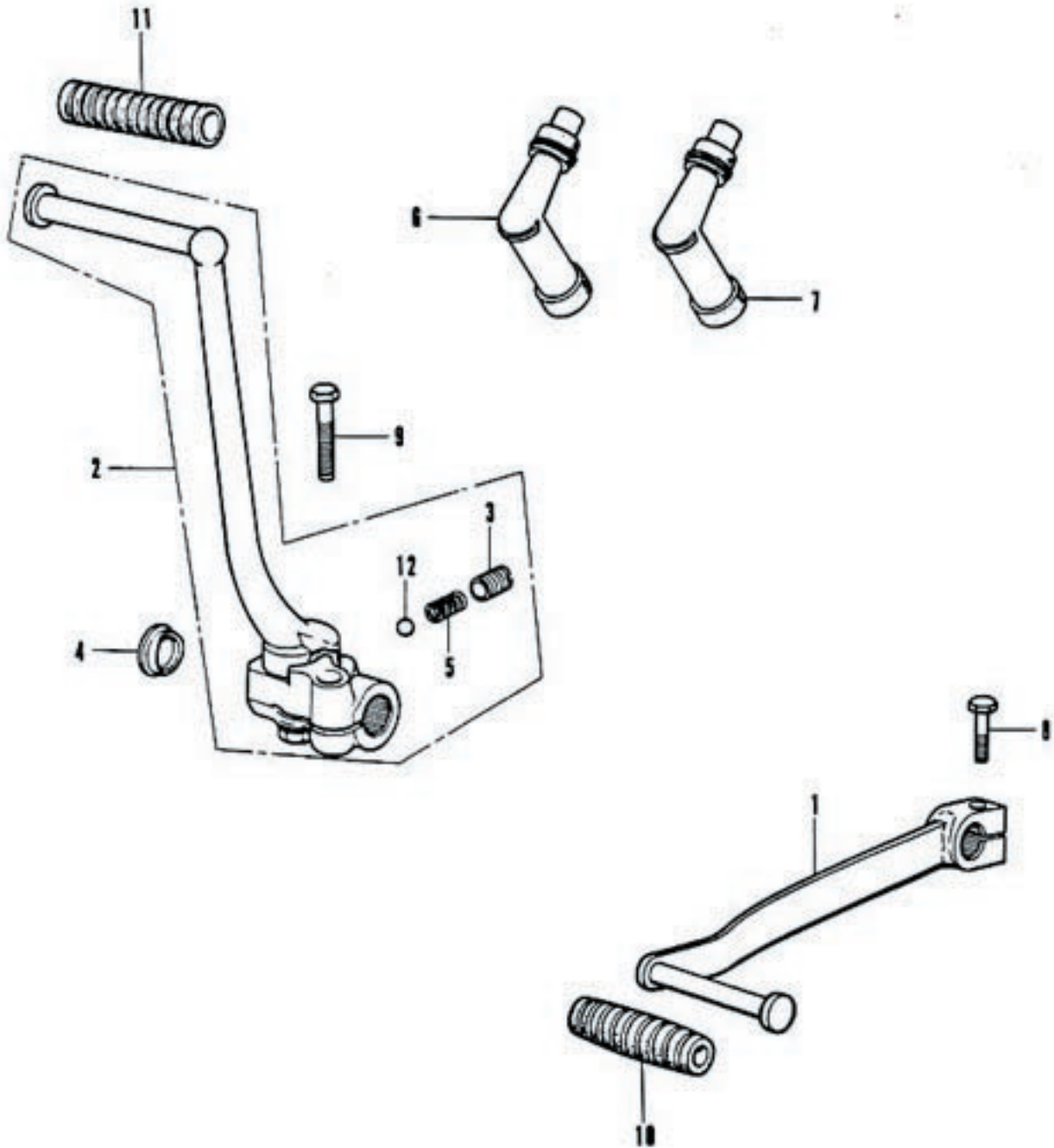
F-36 Frame Body



F-36 Frame Body

| Ref. No. | Part No. | Description | Reqd. No. | | Serial No. | Area Code |
|----------|----------------|-------------------------------------|-----------|-------|------------|-----------|
| | | | CB500 | K1 K2 | | |
| 1 | 17340-323-610 | DUCT ASSY., AIR CLEANER | 1 | 1 | | ED+G+H |
| 2 | 38205-323-000 | CASE, FUSE | 1 | 1 1 | | |
| 3 | 50100-323-130B | BODY COMP., FRAME 50100-323-140B | 1 | | | D+E+U |
| | 50100-323-610B | BODY COMP., FRAME 50100-323-611B | 1 | | | ED+G+H |
| | 50100-323-621B | BODY COMP., FRAME 50100-323-622B | 1 | | | F |
| | 50100-323-673B | BODY COMP., FRAME 50100-323-674B | 1 | | | A |
| | 50100-323-140B | BODY COMP., FRAME | | 1 | | D+E |
| | 50100-323-611B | BODY COMP., FRAME | | 1 | | ED+G |
| | 50100-323-622B | BODY COMP., FRAME | | 1 | | F |
| | 50100-323-674B | BODY COMP., FRAME | | 1 1 | | A |
| 4 | 50351-323-010B | BRACKET, FRONT ENGINE HANGER | 2 | 2 2 | | |
| 5 | 50356-323-010B | BRACKET, REAR ENGINE HANGER | 1 | 1 1 | | |
| 6 | 50357-323-010 | COLLAR, RIGHT ENGINE UNDER SIDE | 1 | 1 1 | | |
| 7 | 50359-323-010 | COLLAR, LEFT ENGINE UPPER | 1 | 1 1 | | |
| 8 | 83501-323-020 | TRAY, TOOL | 1 | 1 1 | | |
| 9 | 83502-323-000 | NET COMP., TOOL TRAY | 1 | 1 1 | | A+D+E+F+U |
| 10 | 87125-041-680 | PLATE, NAME | 1 | 1 | | D+E+U |
| 11 | 87501-323-610 | PLATE, REGISTERED NUMBER | 1 | 1 | | G |
| | 87501-323-630 | PLATE, REGISTERED NUMBER | 1 | 1 | | ED+H |
| 12 | 87501-323-620 | PLATE, REGISTERED NUMBER | 1 | 1 | | F |
| 13 | 87506-323-670 | MARK, BATTERY CAUTION | 1 | 1 1 | | |
| 14 | 90107-323-000 | BOLT, REAR ENGINE HANGER LOWER | 1 | 1 1 | | |
| 15 | 90108-323-000 | BOLT, REAR ENGINE UPPER | 1 | 1 1 | | |
| 16 | 90841-001-000 | SCREW, RIVET, 1.5X5 | 2 | 2 2 | | |
| 17 | 92000-08040-0A | BOLT, HEX., 8X40 | 1 | 1 1 | | |
| 18 | 92000-08100-0A | BOLT, HEX., 8X100 | 1 | 1 1 | | |
| 19 | 92200-10050-0A | BOLT, HEX., 10X50 | 2 | 2 2 | | |
| 20 | 92200-10080-0A | BOLT, HEX., 10X80 | 2 | 2 2 | | |
| 21 | 93000-08050-0A | BOLT, HEX., 8X50 | 2 | 2 2 | | |
| 22 | 93000-08055-0A | BOLT, HEX., 8X55 | 2 | 2 2 | | |
| 23 | 94001-08000-0S | NUT, HEX., 8MM | 5 | 5 5 | | |
| 24 | 94030-10000 | NUT, HEX., 10MM | 5 | 5 5 | | |
| 25 | 94030-12000 | NUT, HEX., 12MM | 2 | 2 2 | | |
| 26 | 94101-08000 | WASHER, PLAIN, 8MM | 2 | 2 2 | | |
| 27 | 94101-12000 | WASHER, PLAIN, 12MM | 2 | 2 2 | | |
| 28 | 94111-08000 | WASHER, SPRING, 8MM | 6 | 6 6 | | |
| 29 | 94111-10000 | WASHER, SPRING, 10MM | 5 | 5 5 | | |
| 30 | 94111-12000 | WASHER, SPRING, 12MM | 2 | 2 2 | | |
| 31 | 98200-11500 | FUSE, 15A | 3 | 3 3 | | |

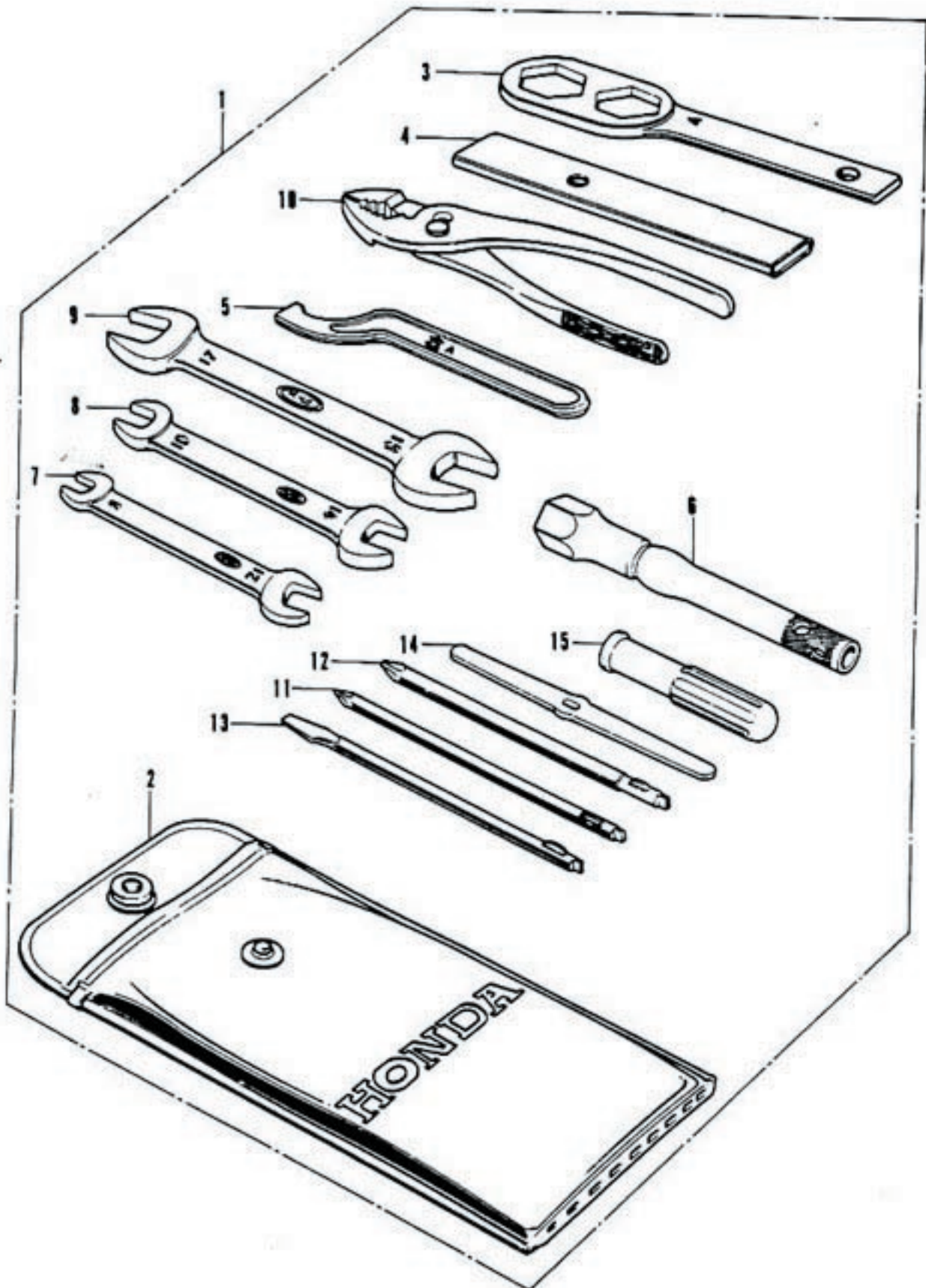
F-37 Kick



F-37 Kick

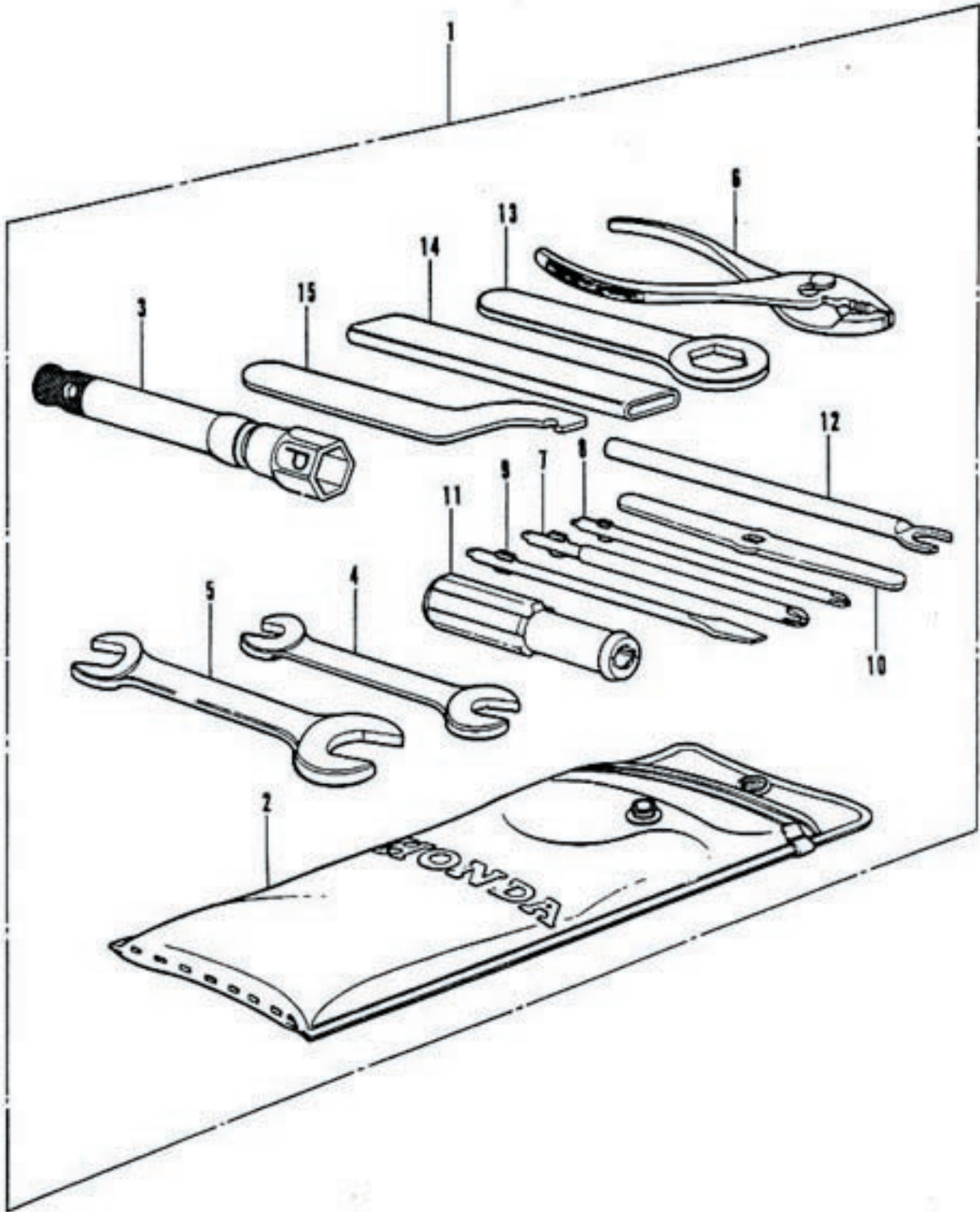
| Ref. No. | Part No. | Description | Reqd. No. | | Serial No. | Area Code |
|----------|----------------|--|-----------|-------|------------|-------------------------------|
| | | | CB500 | K1 K2 | | |
| 1 | 24700-323-010 | PEDAL, GEAR CHANGE | 1 | 1 1 | | |
| 2 | 28300-323-010 | ARM COMP., KICK STARTER | 1 | 1 1 | 2060565 | |
| | 28300-374-000 | ARM ASSY., KICK STARTER | | 1 | 2060566 | |
| 3 | 28303-310-010 | BOLT, KICK ARM | 1 | 1 1 | | |
| 4 | 28305-310-000 | CAP, KICK ARM | 1 | 1 1 | | |
| 5 | 28333-310-000 | SPRING, KICK STARTER STOPER | 1 | 1 1 | | |
| 6 | 30700-300-010 | CAP ASSY. A, NOISE SUPPRESSER | 2 | 2 2 | | A, D, U |
| | 30700-300-620 | CAP ASSY. A, NOISE SUPPRESSER 30700-341-620 | 2 | 2 | 2015251 | E, ED, F, G, H E, ED, F, G |
| | 30700-341-620 | CAP ASSY. A, NOISE SUPPRESSER | 2 | | 2015252 | E, ED, F, G |
| 7 | 30701-323-013 | CAP ASSY. C, NOISE SUPPRESSOR | 2 | 2 2 | | A, D, U |
| | 30701-323-620 | CAP ASSY. B, NOISE SUPPRESSER 30701-323-621 | 2 | | | E, ED, F, G, H |
| | 30701-323-621 | CAP ASSY. B, NOISE SUPPRESSER 30701-323-622 | 2 | | 2031242 | E, ED, F, G |
| | 30701-323-622 | CAP ASSY. C, NOISE SUPPRESSER | 2 | | 2031243 | E, ED, F, G |
| 8 | 92000-06020 | BOLT, HEX., 6X20 | 1 | 1 1 | | |
| 9 | 93200-08032-0A | BOLT, HEX., 8X32 | 1 | 1 1 | | |
| 10 | 95011-40000 | RUBBER, GEAR CHANGE PFDAL | 1 | 1 1 | | |
| 11 | 95011-52000 | RUBBER, KICK STARTER | 1 | 1 1 | 2060565 | |
| | 28311-329-000 | RUBBER, KICK STARTER | | 1 | 2060566 | |
| 12 | 96211-10000 | BALL, STEEL, #10 | 1 | 1 1 | | |

F-38 Tool (CB500-1000001~2034711)



F-38 Tool (CB500-1000001~2034711)

| Ref. No. | Part No. | Description | Reqd. No. | | Serial No. | Area Code |
|----------|---------------|---------------------------|-----------|-------|------------|-----------|
| | | | CB500 | K1 K2 | | |
| 1 | 89010-323-000 | TOOL SET 89010-323-010 | 1 | 1 | 2034711 | |
| 2 | 89101-300-010 | BAG, TOOL | 1 | 1 | 2034711 | |
| 3 | 89202-283-000 | WRENCH, AXLE | 1 | 1 | 2034711 | |
| 4 | 89203-283-000 | ARM, AXLE WRENCH | 1 | 1 | 2034711 | |
| 5 | 89206-283-000 | SPANNER, PIN, 45MM | 1 | 1 | 2034711 | |
| 6 | 89216-323-000 | WRENCH, SPERK PLUG | 1 | 1 | 2034711 | |
| 7 | 99001-08120 | SPANNER, 8X12 | 1 | 1 | 2034711 | |
| 8 | 99001-10140 | SPANNER, 10X14 | 1 | 1 | 2034711 | |
| 9 | 99001-17190 | SPANNER, 17X19 | 1 | 1 | 2034711 | |
| 10 | 99002-15000 | PLIERS, 150 | 1 | 1 | 2034711 | |
| 11 | 99003-10000 | DRIVER, PLUS, #2 | 1 | 1 | 2034711 | |
| 12 | 99003-20000 | DRIVER, PLUS, #3 | 1 | 1 | 2034711 | |
| 13 | 99003-30000 | DRIVER, MINUS, #2 | 1 | 1 | 2034711 | |
| 14 | 99003-40000 | LEVER | 1 | 1 | 2034711 | |
| 15 | 99003-50000 | GRIP | 1 | 1 | 2034711 | |

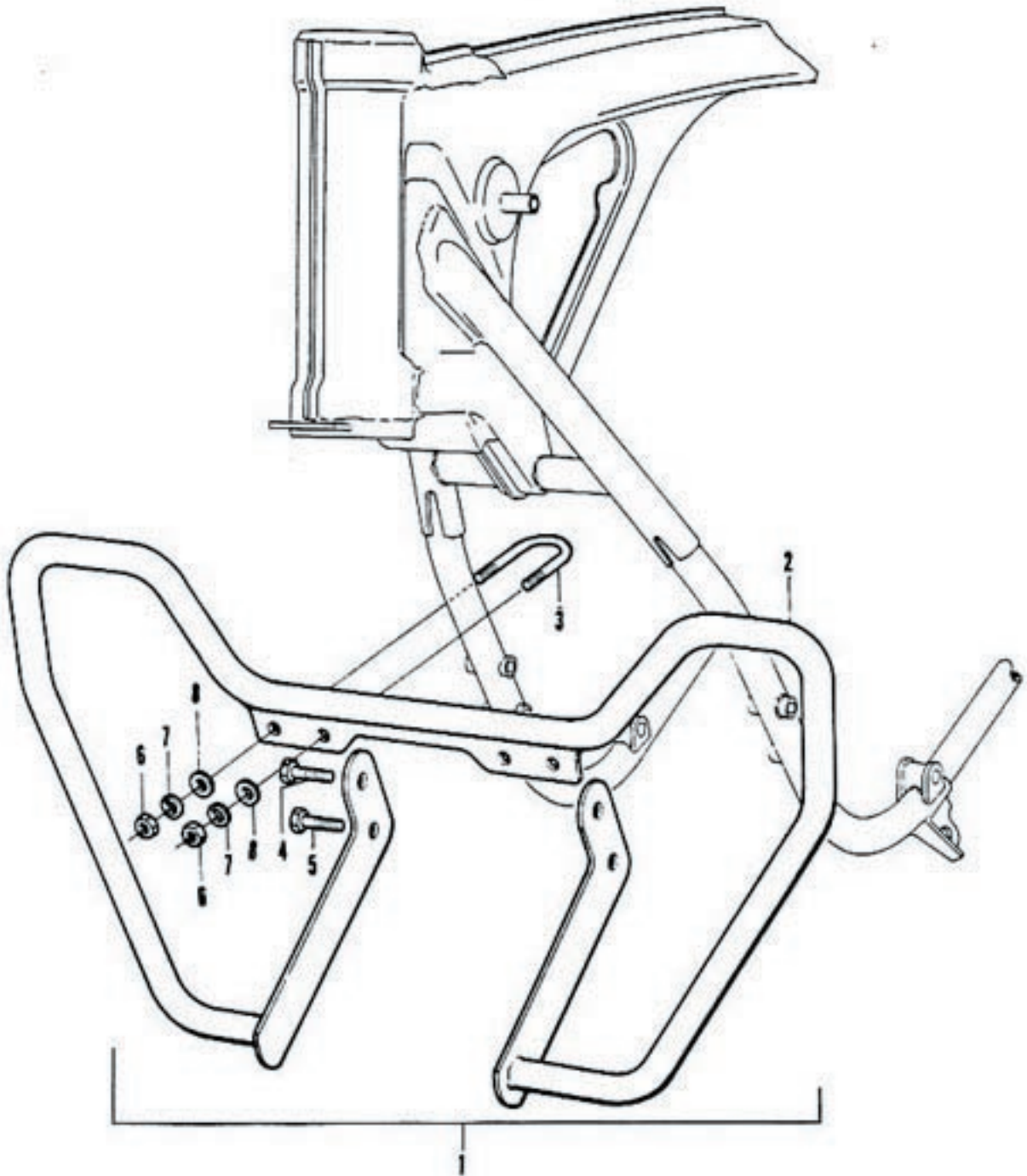


F-39 Tool (CB500-2034712~

)

| Ref. No. | Part No. | Description | Reqd. No. | | Serial No. | Area Code |
|----------|---------------|---------------------------|-----------|-------|------------|------------|
| | | | CB500 | K1 K2 | | |
| 1 | 89010-323-010 | TOOL SET | 1 | 1 | 2034712 | |
| 2 | 89101-300-010 | BAG> TOOL | 1 | 1 | 2034712 | D>E>ED>F>G |
| | 99008-02000 | BAG> TOOL> 200MM | 1 | | 2064428 | A |
| 3 | 89216-323-000 | WRENCH> SPERK PLUG | 1 | 1 | 2034712 | D>E>ED>F>G |
| 4 | 99001-10120 | SPANNER> 10X12 | 1 | 1 | 2034712 | |
| 5 | 99001-14170 | SPANNER> 14X17 | 1 | 1 | 2034712 | |
| 6 | 99002-13500 | PLIERS> 135 | 1 | 1 | 2034712 | |
| 7 | 99003-10000 | DRIVER> PLUS> #2 | 1 | 1 | 2034712 | |
| 8 | 99003-20000 | DRIVER> PLUS> #3 | 1 | 1 | 2034712 | |
| 9 | 99003-30000 | DRIVER> MINUS> #2 | 1 | 1 | 2034712 | |
| 10 | 99003-40000 | LEVER | 1 | 1 | 2034712 | |
| 11 | 99003-50000 | GRIP | 1 | 1 | 2034712 | |
| 12 | 99005-02000 | BAR B> HANDLE | 1 | 1 | 2034712 | |
| 13 | 99006-12000 | HANDLE> EYE WRENCH> 120MM | 1 | 1 | 2034712 | |
| 14 | 99006-26000 | WRENCH> EYE> 26MM | 1 | 1 | 2034712 | |
| 15 | 99007-45000 | SPANNER> PIN> 45MM | 1 | 1 | 2034712 | |

FQP-1 Front Bumper Kit



FOP-1 Front Bumper Kit

| Ref. No. | Part No. | Description | Reqd. No. | | Serial No. | Area Code |
|----------|----------------|------------------------|-----------|-------|------------|-----------|
| | | | CB500 | K1 K2 | | |
| 1 | 06625-323-810 | BAMPER KIT, FRONT | 1 | 1 | | |
| 2 | 62501-323-750 | BAMPER, FRONT | 1 | 1 | | |
| 3 | 62505-300-750 | BOLT, FRONT BUMPER SET | 2 | 2 | | |
| 4 | 93000-08055-0A | BOLT, HEX., 8X55 | 2 | 2 | | |
| 5 | 93000-08065-0A | BOLT, HEX., 8X65 | 2 | 2 | | |
| 6 | 94001-08000-0S | NUT, HEX., 8MM | 4 | 4 | | |
| 7 | 94101-08000 | WASHER, PLAIN, 8MM | 4 | 4 | | |
| 8 | 94111-08000 | WASHER, SPRING, 8MM | 4 | 4 | | |

PART NO. INDEX

| Part No. | Block | Part No. | Block | Part No. | Block |
|---------------|-------|---------------|-------|---------------|-------|
| 06000 | | 13021-323-013 | E-4 | 15000 | |
| 06111-323-000 | E-8 | 13021-323-014 | E-4 | 15100-323-003 | E-13 |
| 06625-323-810 | FOP | 13031-323-003 | E-4 | 15140-300-010 | E-13 |
| | FOP-1 | 13031-323-004 | E-4 | 15145-300-000 | E-13 |
| 11000 | | 13031-323-013 | E-4 | 15150-300-000 | E-13 |
| 11000-323-000 | E-19 | 13031-323-014 | E-4 | 15150-323-000 | E-13 |
| 11202-323-000 | E-19 | 13041-323-003 | F-4 | 15155-323-000 | E-13 |
| 11203-323-000 | E-19 | 13041-323-004 | E-4 | 15331-300-000 | E-19 |
| 11203-323-010 | E-19 | 13041-323-013 | E-4 | 15331-323-003 | E-13 |
| 11207-323-000 | E-19 | 13041-323-014 | E-4 | 15411-300-010 | E-6 |
| 11210-323-000 | E-6 | 13051-323-003 | E-4 | 15412-300-024 | E-6 |
| 11331-323-000 | E-8 | 13051-323-004 | E-4 | 15414-300-000 | E-6 |
| 11331-323-010 | E-8 | 13051-323-013 | E-4 | 15415-300-000 | E-6 |
| 11341-323-000 | E-11 | 13051-323-014 | E-4 | 15420-300-020 | E-6 |
| 11353-323-000 | E-11 | 13101-323-000 | E-4 | 15473-300-300 | F-6 |
| 11353-363-000 | E-11 | 13102-323-000 | E-4 | 15474-300-310 | E-6 |
| 11394-323-000 | E-8 | 13103-323-000 | E-4 | 15477-300-300 | E-6 |
| 11394-323-010 | E-8 | 13104-323-000 | E-4 | 15650-323-000 | E-8 |
| 11398-323-000 | E-6 | 13105-323-000 | E-4 | 15707-634-000 | E-1 |
| 11631-323-000 | E-10 | 13111-286-000 | E-4 | 15763-300-000 | E-1 |
| 11632-323-003 | E-10 | 13203-323-000 | E-14 | 15772-292-010 | E-1 |
| 11633-323-000 | E-10 | 13204-323-000 | E-14 | | F-13 |
| 11691-323-000 | E-10 | 13205-323-000 | E-14 | 16000 | |
| 12000 | | 13206-323-000 | E-14 | 16010-323-004 | E-22 |
| 12021-323-300 | E-2 | 13207-323-000 | E-14 | 16011-329-004 | E-22 |
| 12023-323-300 | E-2 | 13213-323-300 | E-14 | 16012-323-004 | E-22 |
| 12023-324-300 | E-2 | 13213-333-003 | E-14 | 16013-329-004 | E-22 |
| 12100-323-000 | E-4 | 13214-300-000 | E-14 | 16014-323-004 | E-22 |
| 12191-323-000 | E-4 | 13215-323-003 | E-14 | 16015-323-004 | E-22 |
| 12200-323-000 | E-2 | 13216-323-003 | E-14 | 16016-323-004 | E-22 |
| 12200-323-010 | E-2 | 13217-323-003 | F-14 | 16018-323-004 | E-22 |
| 12200-374-000 | E-2 | 13218-323-003 | E-14 | 16023-323-004 | E-22 |
| 12209-323-005 | E-3 | 13218-323-003 | E-14 | 16028-323-004 | E-22 |
| 12209-333-005 | E-3 | 13300-323-000 | E-14 | 16029-323-004 | E-22 |
| 12238-323-000 | E-4 | 13315-323-000 | E-14 | 16030-323-004 | E-22 |
| 12241-323-000 | E-2 | 13316-323-000 | E-14 | 16031-323-004 | E-22 |
| 12242-323-000 | E-2 | 13317-323-000 | E-14 | 16035-323-004 | E-22 |
| 12251-323-000 | E-2 | 13318-323-000 | E-14 | 16036-323-004 | E-22 |
| 12251-323-010 | E-2 | 13318-323-000 | E-14 | 16100-323-004 | E-22 |
| 12310-323-000 | E-1 | 13491-283-000 | E-16 | 16100-323-610 | F-22 |
| 12320-323-000 | E-1 | 13492-283-000 | E-16 | 16111-323-004 | E-22 |
| 12329-323-000 | E-1 | 14000 | | 16211-323-000 | E-2 |
| 12330-323-000 | E-1 | 14101-323-000 | E-2 | 16290-323-000 | E-22 |
| 12335-323-000 | E-1 | 14321-323-000 | E-5 | 16950-300-020 | F-10 |
| 12336-323-000 | E-1 | 14401-323-003 | E-5 | 16952-268-000 | F-10 |
| 12361-300-000 | E-1 | 14431-324-000 | E-3 | 16953-268-020 | F-10 |
| 12391-323-000 | E-1 | 14451-323-010 | E-3 | 16955-268-020 | F-10 |
| 12431-323-000 | E-1 | 14451-323-305 | E-3 | 16957-268-010 | F-10 |
| 12451-323-000 | E-1 | 14500-323-000 | E-5 | 16958-268-010 | F-10 |
| 13000 | | 14501-323-000 | E-5 | 16960-268-010 | F-10 |
| 13011-323-003 | E-4 | 14520-323-000 | E-5 | 16961-268-010 | F-10 |
| 13011-323-004 | E-4 | 14611-323-000 | E-5 | 16993-011-000 | F-10 |
| 13011-323-013 | E-4 | 14711-107-020 | E-3 | 16997-273-006 | F-10 |
| 13011-323-014 | E-4 | 14721-323-005 | E-3 | 17000 | |
| 13021-323-003 | E-4 | 14751-107-010 | E-3 | 17210-323-020 | F-13 |
| 13021-323-004 | E-4 | 14761-107-010 | E-3 | 17210-323-030 | F-13 |
| | | 14771-107-020 | E-3 | 17216-323-020 | F-13 |
| | | 14775-107-000 | E-3 | 17220-300-010 | F-21 |
| | | 14776-107-010 | E-3 | | |
| | | 14781-107-020 | E-3 | | |

PART NO. INDEX

PART NO. INDEX

| Part No. | Block | Part No. | Block | Part No. | Block |
|-----------------|-------|---------------|-------|---------------|-------|
| 17247-303-000 | F-13 | 22000 | | 24263-286-000 | E-18 |
| 17255-323-000 | F-13 | | | 24301-286-050 | E-18 |
| 17256-323-000 | E-2 | 22100-323-000 | E-9 | 24421-230-000 | E-18 |
| 17310-323-000B | F-13 | 22120-323-000 | E-9 | 24430-323-000 | E-18 |
| 17313-323-030 | F-13 | 22120-323-010 | E-9 | 24430-323-020 | E-18 |
| 17313-323-040 | F-13 | 22201-323-000 | E-9 | 24433-323-000 | E-18 |
| 17315-323-000 | F-13 | 22201-323-010 | E-9 | 24433-323-010 | E-18 |
| 17317-323-010 | F-13 | 22311-286-000 | E-9 | 24434-286-020 | E-18 |
| 17318-323-000 | F-13 | 22321-286-000 | E-9 | 24435-323-000 | E-18 |
| 17319-323-000 | F-13 | 22321-323-000 | E-9 | 24435-323-020 | E-18 |
| 17331-323-000 | F-13 | 22350-286-000 | E-9 | 24437-323-000 | E-18 |
| 17335-323-000 | F-13 | 22401-275-000 | E-9 | 24438-323-000 | E-18 |
| 17340-323-610 | F-36 | 22401-323-003 | E-9 | 24439-323-000 | E-18 |
| 17500-323-000B | F-10 | 22421-040-000 | E-18 | 24440-323-000 | E-18 |
| 17500-323-000KD | F-10 | 22431-259-000 | E-9 | 24445-286-020 | E-18 |
| 17500-323-000KE | F-10 | 22501-323-000 | E-9 | 24446-323-000 | E-18 |
| 17500-323-000KF | F-10 | 22810-323-000 | E-11 | 24447-323-000 | E-18 |
| 17500-323-000MZ | F-10 | 22815-283-000 | E-11 | 24448-323-000 | E-18 |
| 17500-323-700PZ | F-10 | 22815-323-000 | E-11 | 24610-323-000 | E-17 |
| 17500-323-700QJ | F-10 | 22838-323-000 | E-9 | 24641-216-000 | E-17 |
| 17500-323-700QP | F-10 | 22841-266-000 | E-11 | 24651-286-000 | E-17 |
| 17510-323-310 | F-10 | 22844-323-000 | E-11 | 24700-323-010 | F-37 |
| 17513-300-300 | F-10 | 22850-292-020 | E-11 | 28000 | |
| 17514-323-300 | F-10 | 22850-323-000 | E-11 | | |
| 17515-300-300 | F-10 | 22870-323-010 | F-2 | 28101-323-000 | E-12 |
| 17517-300-340 | F-10 | 22870-323-020 | F-2 | 28106-323-000 | E-12 |
| 17534-323-300 | F-10 | 22870-323-620 | F-2 | 28111-323-000 | E-15 |
| 17540-323-000 | F-10 | 22870-323-621 | F-2 | 28112-323-000 | E-15 |
| 17541-323-000 | F-10 | | | 28120-323-000 | E-15 |
| 17542-323-000 | F-10 | 23000 | | 28125-323-000 | E-15 |
| 17543-323-000 | F-10 | | | 28126-323-000 | E-15 |
| 17544-323-000 | F-10 | 23100-323-000 | E-15 | 28211-323-000 | E-8 |
| 17545-323-010 | F-10 | 23102-323-000 | E-15 | 28215-216-000 | E-8 |
| 17548-323-000 | F-10 | 23103-323-000 | E-9 | 28221-310-010 | E-8 |
| 17549-323-000 | F-10 | 23105-323-000 | E-9 | 28223-216-000 | E-8 |
| 17611-283-010 | F-10 | 23106-323-000 | E-15 | 28251-323-000 | E-8 |
| 17613-286-000 | F-10 | 23111-323-010 | E-15 | 28258-310-010 | E-8 |
| 17910-300-040 | F-1 | 23114-323-000 | E-15 | 28261-323-000 | E-8 |
| 17910-323-620 | F-1 | 23121-323-010 | E-15 | 28300-323-010 | F-37 |
| 17910-341-000 | F-1 | 23131-323-003 | E-15 | 28300-374-000 | F-37 |
| 17920-323-000 | F-1 | 23210-323-000 | E-16 | 28303-310-010 | F-37 |
| 17920-323-620 | F-1 | 23220-323-000 | E-16 | 28305-310-000 | F-37 |
| | | 23420-323-000 | E-16 | 28311-329-000 | F-37 |
| 18000 | | 23420-323-010 | E-16 | 28333-310-000 | F-37 |
| | | 23431-323-000 | E-16 | | |
| 18231-323-000 | F-14 | 23441-286-020 | E-16 | 30000 | |
| 18233-107-000 | F-14 | 23451-323-000 | E-16 | | |
| 18291-216-000 | F-14 | 23461-286-030 | E-16 | 30200-323-005 | E-7 |
| 18300-323-050 | F-14 | 23471-286-010 | E-16 | 30200-323-154 | E-7 |
| 18300-323-060 | F-14 | 23481-323-000 | E-16 | 30201-300-015 | E-7 |
| 18340-323-040 | F-14 | 23491-286-030 | E-16 | 30201-300-154 | E-7 |
| 18345-323-010 | F-14 | 23491-374-000 | E-16 | 30203-300-005 | E-7 |
| 18350-323-050 | F-14 | 23801-300-010 | E-16 | 30203-300-154 | E-7 |
| 18350-323-060 | F-14 | 23811-292-000 | E-16 | 30204-300-005 | E-7 |
| 18362-720-000 | F-27 | 23931-323-004 | E-16 | 30204-300-154 | E-7 |
| | F-28 | | | 30205-003-005 | E-7 |
| 18400-323-060 | F-14 | 24000 | | 30205-300-154 | E-7 |
| 18400-323-070 | F-14 | | | 30215-300-005 | E-7 |
| 18430-323-040 | F-14 | 24211-323-000 | E-18 | 30215-300-154 | E-7 |
| 18435-323-010 | F-14 | 24212-286-030 | E-18 | 30220-323-005 | E-7 |
| 18450-323-060 | F-14 | 24213-323-000 | E-18 | 30220-323-154 | E-7 |
| 18450-323-070 | F-14 | 24261-283-000 | E-16 | 30233-300-000 | E-7 |
| 18473-323-000 | F-14 | | E-18 | | |
| 18476-323-000 | F-14 | | | | |

PART NO. INDEX

| Part No. | Block | Part No. | Block | Part No. | Block |
|---------------|--------|---------------|--------|----------------|-------|
| 33708-341-671 | F-32 | 35250-323-013 | F-2 | 37576-323-000 | F-3 |
| 33709-051-000 | F-34 | 35300-300-621 | F-1 | 37577-323-000 | F-3 |
| 33709-077-671 | F-31 | 35300-300-674 | F-1 | 37577-341-000 | F-3 |
| | F-33 | 35300-300-730 | F-1 | 37579-323-000 | F-3 |
| 33709-341-671 | F-32 | 35300-323-671 | F-1 | 37579-341-010 | F-3 |
| 33710-300-610 | F-34 | 35315-235-000 | F-1 | 37581-323-000 | F-3 |
| 33711-300-000 | F-31 | 35317-001-310 | F-1 | | |
| | F-32 | | F-2 | 38000 | |
| | F-33 | 35317-235-000 | F-2 | | |
| 33711-323-000 | F-31 | 35317-310-810 | F-2 | 38100-300-023 | F-29 |
| | F-32 | 35318-259-000 | F-1 | 38100-300-621 | F-29 |
| 33712-300-003 | F-31 | | F-2 | 38100-341-630 | F-29 |
| | F-32 | 35345-319-000 | F-5 | 38105-323-000 | F-29 |
| | F-33 | 35350-292-003 | F-29 | 38205-323-000 | F-36 |
| 33713-300-000 | F-31 | 35350-300-006 | F-5 | 38300-292-670 | F-30 |
| | F-32 | 35350-300-016 | F-5 | 38300-323-009 | F-30 |
| | F-33 | 35357-011-000 | F-29 | 38300-323-611 | F-30 |
| 33713-323-000 | F-31 | 35500-300-000 | E-13 | 38306-107-670 | F-30 |
| | F-32 | 35500-333-014 | E-13 | 38306-323-000 | F-30 |
| 33714-300-610 | F-28 | 35752-323-000 | E-10 | | |
| 33715-051-000 | F-34 | 35753-323-000 | E-10 | 40000 | |
| 33715-300-610 | F-28 | 35850-306-670 | F-30 | | |
| 33716-051-000 | F-34 | 35856-323-000 | F-30 | 40510-323-000B | F-18 |
| 33717-292-610 | F-34 | | | 40511-300-000 | F-18 |
| 33718-077-671 | F-31 | 37000 | | 40512-300-000 | F-18 |
| 33718-077-671 | F-33 | | | 40530-323-305 | F-18 |
| 33719-077-671 | F-31 | 37211-323-000 | F-20 | 40530-323-315 | F-18 |
| | F-32 | 37211-323-671 | F-21 | 40531-300-751 | F-18 |
| | F-33 | 37211-341-700 | F-21-1 | 40531-341-305 | F-18 |
| 33722-323-610 | F-34 | 37212-307-670 | F-20 | 40548-268-000 | F-18 |
| 33741-286-670 | F-8 | 37212-323-701 | F-21 | | |
| 33741-292-610 | F-34 | 37212-333-000 | F-21 | 41000 | |
| 33741-340-670 | F-8 | 37213-323-701 | F-21 | | |
| 33743-286-670 | F-8 | 37213-333-000 | F-21 | 41201-323-010 | F-16 |
| 33743-341-670 | F-8 | 37230-323-620 | F-20 | 41211-323-000 | F-16 |
| | | 37230-323-671 | F-20 | 41231-323-020 | F-16 |
| 34000 | | 37230-323-701 | F-21 | 41242-323-000 | F-16 |
| | | 37230-323-704 | F-21-1 | 41243-323-000 | F-16 |
| 34901-259-611 | F-24 | 37230-323-705 | F-21-1 | | |
| 34902-259-000 | F-3 | 37230-346-621 | F-20 | 42000 | |
| | F-20 | 37230-346-671 | F-20 | | |
| | F-21 | 37235-323-700 | F-21-1 | 42301-300-010 | F-15 |
| | F-21-1 | 37236-323-700 | F-21-1 | 42311-323-040 | F-16 |
| 34902-259-610 | F-24 | 37237-323-700 | F-21-1 | 42313-323-010 | F-15 |
| 34903-071-003 | F-25 | 37238-323-700 | F-21-1 | 42601-283-000 | F-16 |
| 34905-268-671 | F-26 | 37240-323-008 | F-20 | 42601-323-030 | F-16 |
| | F-27 | 37240-323-701 | F-21 | 42604-283-000 | F-16 |
| 34905-271-611 | F-27 | 37240-323-773 | F-21-1 | 42610-323-000 | F-16 |
| 34906-268-810 | F-31 | 37240-323-774 | F-21-1 | 42620-323-030 | F-16 |
| 34906-341-671 | F-32 | 37242-319-000 | F-20 | 42625-283-000 | F-16 |
| 34906-594-602 | F-31 | 37242-323-701 | F-21 | 42701-283-003 | F-16 |
| | F-33 | 37243-323-000 | F-20 | 42711-323-003 | F-16 |
| | | 37243-323-700 | F-21-1 | 42711-323-004 | F-16 |
| 35000 | | 37244-307-670 | F-20 | 42711-323-013 | F-16 |
| | | | F-21 | 42711-377-003 | F-16 |
| 35020-323-003 | F-29 | | F-21-1 | 42712-287-000 | F-16 |
| 35020-323-611 | F-29 | 37246-323-700 | F-21-1 | 42712-287-003 | F-16 |
| 35020-323-612 | F-29 | 37260-300-000 | F-20 | 42713-268-000 | F-16 |
| 35020-323-671 | F-29 | | F-21 | 42713-286-003 | F-16 |
| 35020-323-672 | F-29 | | F-21-1 | | |
| 35100-323-003 | F-29 | 37261-300-000 | F-20 | | |
| 35150-300-730 | F-2 | | F-21 | | |
| 35250-300-033 | F-2 | | F-21-1 | | |

PART NO. INDEX

| Part No. | Block | Part No. | Block | Part No. | Block |
|---------------|--------|----------------|-------|-----------------|-------|
| 43000 | | 45105-323-043 | F-6 | 50100-323-674B | F-36 |
| 43100-319-000 | F-15 | 45106-323-006 | F-6 | 50223-323-010 | F-12 |
| 43100-347-000 | F-15 | 45106-323-013 | F-6 | 50301-268-305 | F-9 |
| 43106-222-300 | F-15 | 45107-323-020 | F-6 | 50302-268-305 | F-9 |
| 43120-283-000 | F-15 | 45108-300-003 | F-6 | 50316-300-030 | F-17 |
| 43141-323-000 | F-15 | 45115-323-010 | F-6 | 50325-323-040 | F-30 |
| 43141-346-000 | F-15 | 45116-323-010 | F-6 | 50330-323-010 | F-30 |
| 43411-283-000 | F-15 | 45116-323-020 | F-6 | 50330-323-020 | F-30 |
| 43431-312-000 | F-18 | 45117-300-020 | F-6 | 50331-323-000 | F-30 |
| 43431-340-000 | F-18 | 45119-300-020 | F-6 | 50332-323-000 | F-30 |
| 43434-286-000 | F-18 | 45120-323-020 | F-6 | 50351-323-010B | F-36 |
| 43451-323-010 | F-15 | 45125-300-003 | F-5 | 50356-323-010B | F-36 |
| 44000 | | 45125-300-020 | F-5 | 50357-323-010 | F-36 |
| 44301-300-000 | F-7 | 45126-300-003 | F-5 | 50359-323-010 | F-36 |
| 44311-300-000 | F-7 | 45126-300-030 | F-5 | 50375-323-020 | F-29 |
| 44601-300-040 | F-7 | 45126-323-620 | F-5 | 50400-323-000 | F-29 |
| 44606-283-000 | F-7 | 45126-323-621 | F-5 | 50462-323-000 | F-29 |
| 44606-300-003 | F-16 | 45127-323-000 | F-5 | 50500-323-000B | F-35 |
| 44607-283-000 | F-7 | 45128-323-020 | F-5 | 50523-300-010 | F-35 |
| 44607-300-003 | F-7 | 45134-250-000 | F-15 | 50526-300-000 | F-35 |
| 44608-283-000 | F-7 | 45140-323-670 | F-6 | 50530-323-000B | F-35 |
| 44609-283-000 | F-16 | 45146-300-000 | F-5 | 50603-033-000 | F-35 |
| 44620-300-020 | F-7 | 45224-579-013 | F-6 | 50615-323-670B | F-35 |
| 44641-300-020 | F-7 | 45225-579-013 | F-6 | 50616-323-670B | F-35 |
| 44641-341-000 | F-7 | 45451-283-000 | F-9 | 50617-283-000 | F-35 |
| 44642-300-020 | F-7 | 45500-300-050 | F-4 | 50641-323-670B | F-35 |
| 44643-300-000 | F-7 | 45500-300-623 | F-4 | 50642-323-670B | F-35 |
| 44701-300-013 | F-7 | 45500-341-620 | F-4 | 50644-283-000 | F-35 |
| 44711-300-003 | F-7 | 45500-341-671 | F-4 | 50661-310-000 | F-35 |
| 44711-300-013 | F-7 | 45500-341-770 | F-4 | 51000 | |
| 44711-375-003 | F-7 | 45502-300-305 | F-4 | 51400-323-305 | F-8 |
| 44712-300-000 | F-7 | 45504-300-003 | F-4 | 51400-323-315 | F-8 |
| 44712-300-003 | F-7 | 45505-300-003 | F-4 | 51401-323-010 | F-8 |
| 44713-300-000 | F-7 | 45506-300-003 | F-4 | 51410-323-010 | F-8 |
| 44713-300-003 | F-7 | 45512-300-003 | F-4 | 51421-323-010 | F-8 |
| 44800-323-000 | F-7 | 45513-300-020 | F-4 | 51430-323-010 | F-8 |
| 44830-323-000 | F-20 | 45513-341-671 | F-4 | 51430-323-020 | F-8 |
| | F-21 | 45513-341-770 | F-4 | 51461-323-010 | F-8 |
| | F-21-1 | 45517-300-003 | F-4 | 51462-323-000 | F-8 |
| 44830-390-000 | F-20 | 45520-300-000 | F-4 | 51500-323-305 | F-8 |
| 44831-323-000 | F-20 | 45521-300-010 | F-4 | 51500-323-315 | F-8 |
| | F-21 | 45522-300-010 | F-5 | 51521-323-010 | F-8 |
| | F-21-1 | 45526-300-000 | F-4 | 51601-323-000 | F-8 |
| 45000 | | 45526-341-000 | F-4 | 51602-323-010XW | F-8 |
| 45100-323-023 | F-6 | 45527-300-000 | F-4 | 51602-323-020XW | F-8 |
| 45100-323-043 | F-6 | 46000 | | 51602-323-671XW | F-8 |
| 45100-323-053 | F-6 | 46125-533-003 | F-4 | 51606-323-010XW | F-8 |
| 45101-323-013 | F-6 | 46140-533-003 | F-4 | 51606-323-020XW | F-8 |
| 45102-323-003 | F-6 | 46500-323-010 | F-15 | 51606-323-671XW | F-8 |
| 45104-317-700 | F-6 | 46514-323-020 | F-15 | 51611-300-000 | F-8 |
| 45104-323-010 | F-6 | 46515-323-010 | F-15 | 51622-323-000 | F-8 |
| 45105-323-016 | F-6 | 50000 | | 52000 | |
| 45105-323-023 | F-6 | 50100-323-130B | F-36 | 52100-323-040B | F-18 |
| 45105-323-036 | F-6 | 50100-323-140B | F-36 | 52108-300-300 | F-18 |
| | | 50100-323-610B | F-36 | 52109-283-300 | F-18 |
| | | 50100-323-611B | F-36 | 52136-300-000 | F-18 |
| | | 50100-323-621B | F-36 | 52141-300-000 | F-18 |
| | | 50100-323-622B | F-36 | 52144-283-010 | F-18 |
| | | 50100-323-673B | F-36 | 52145-283-000 | F-18 |

PART NO. INDEX

| Part No. | Block | Part No. | Block | Part No. | Block |
|-----------------|-------|----------------|-------|-----------------|-------|
| 52400-323-010XW | F-17 | 61302-300-000 | F-22 | 80000 | |
| 52400-323-670XW | F-17 | | F-23 | 80100-323-010XW | F-19 |
| 52401-323-000 | F-17 | | F-24 | 80100-323-600XW | F-19 |
| 52403-312-000 | F-17 | | F-25 | 80100-323-610XW | F-19 |
| 52410-323-000 | F-17 | 61303-292-000 | F-22 | 80100-323-620XW | F-19 |
| 52410-323-670 | F-17 | | F-23 | 80100-323-630XW | F-19 |
| 52421-300-000XW | F-17 | | F-24 | 80100-323-631XW | F-19 |
| 52422-292-000 | F-17 | | F-25 | 80100-323-670XW | F-19 |
| 52422-329-000 | F-17 | 61303-336-000 | F-22 | 80101-283-000 | F-32 |
| 52424-331-003 | F-17 | | F-23 | 80102-323-000 | F-19 |
| 52458-312-000 | F-17 | | F-24 | 80103-323-000 | F-19 |
| 52458-329-000 | F-17 | | F-25 | 80105-061-000 | F-30 |
| 52459-312-003 | F-17 | 61304-292-000 | F-22 | 80108-061-000 | F-26 |
| 52482-312-000 | F-17 | | F-23 | | F-30 |
| 52484-292-000 | F-17 | | F-24 | | F-31 |
| 52517-312-000 | F-17 | | F-25 | 80121-300-731 | F-19 |
| | | | | 80121-323-630 | F-19 |
| 53000 | | 62000 | | 83000 | |
| 53100-323-000 | F-3 | 62501-323-750 | FOP-1 | 83501-323-020 | F-36 |
| 53100-323-620 | F-3 | 62505-300-750 | FOP | 83502-323-000 | F-36 |
| 53124-250-000 | F-9 | | FOP-1 | 83551-300-000 | F-12 |
| 53133-323-000 | F-3 | 77000 | | | F-13 |
| 53133-323-010 | F-3 | | | 83600-323-020B | F-13 |
| 53141-300-010 | F-1 | 77103-313-000 | F-11 | 83600-323-020EE | F-13 |
| 53163-300-020 | F-1 | | F-12 | 83600-323-020KB | F-13 |
| 53165-342-670 | F-1 | 77200-323-030A | F-11 | 83600-323-020KC | F-13 |
| 53166-342-670 | F-2 | 77200-323-050A | F-12 | 83600-323-020LV | F-13 |
| 53170-300-000 | F-4 | 77201-323-000 | F-11 | 83600-323-020LX | F-13 |
| 53170-369-003 | F-4 | | F-12 | 83600-323-020LY | F-13 |
| 53180-286-000 | F-2 | 77201-323-010 | F-12 | 83600-323-020QQ | F-13 |
| | F-4 | 77204-286-020 | F-11 | 83618-323-000 | F-30 |
| 53190-286-670 | F-2 | | F-12 | 83700-323-020B | F-13 |
| 53190-300-000 | F-1 | 77204-292-000 | F-11 | 83700-323-020EE | F-13 |
| 53190-369-700 | F-2 | | F-12 | 83700-323-020KB | F-13 |
| 53191-300-000 | F-1 | 77204-312-000 | F-11 | 83700-323-020KC | F-13 |
| 53192-312-000 | F-2 | | F-12 | 83700-323-020LV | F-13 |
| 53200-323-010B | F-9 | 77211-323-300 | F-11 | 83700-323-020LX | F-13 |
| 53200-323-020B | F-9 | | F-12 | 83700-323-020LY | F-13 |
| 53200-323-610B | F-9 | 77212-323-300 | F-11 | 83700-323-020QQ | F-13 |
| 53200-323-611B | F-9 | | F-12 | | |
| 53211-268-305 | F-9 | 77220-340-011 | F-12 | 84000 | |
| 53212-250-305 | F-9 | 77228-340-001 | F-12 | 84101-323-670 | F-19 |
| 53215-250-000 | F-9 | 77229-340-001 | F-12 | 84101-323-671 | F-19 |
| 53215-317-000 | F-9 | 77230-323-010 | F-11 | 84701-300-020XW | F-31 |
| 53220-286-000 | F-9 | 77230-323-020 | F-11 | 84701-300-672XW | F-31 |
| 53230-323-010 | F-3 | 77230-347-003 | F-12 | 84701-323-600B | F-33 |
| 53235-300-000 | F-3 | 77230-347-003 | F-29 | 84701-323-610B | F-34 |
| 53600-230-000 | F-9 | 77231-317-670 | F-11 | 84701-341-670XW | F-32 |
| | F-29 | 77232-300-000 | F-11 | 84702-300-010 | F-31 |
| 53631-268-020 | F-9 | 77233-323-010 | F-11 | 84705-292-000 | F-33 |
| | | 77234-323-030 | F-11 | | F-34 |
| 61000 | | 77235-323-000 | F-11 | 84705-300-620 | F-31 |
| 61100-323-030XW | F-9 | 77244-300-000 | F-11 | 84705-310-000 | F-13 |
| 61100-323-600XW | F-9 | 77250-323-000 | F-11 | 84706-286-000 | F-30 |
| 61102-300-000 | F-9 | | F-29 | | F-31 |
| 61111-323-000 | F-9 | 77250-342-300 | F-12 | | F-33 |
| 61112-323-000 | F-9 | 77251-342-000 | F-12 | 84706-341-000 | F-31 |
| 61131-283-600B | F-9 | 77260-323-300 | F-12 | | F-32 |
| 61301-300-010B | F-22 | | | 84710-300-620 | F-31 |
| | F-23 | | | | |
| | F-24 | | | | |
| | F-25 | | | | |

PART NO. INDEX

| Part No. | Block | Part No. | Block | Part No. | Block |
|----------------|-------|----------------|-------|----------------|-------|
| 91255-323-013 | F-8 | 92000-06045 | E-1 | 93500-05012-0A | E-7 |
| 91259-300-000 | F-6 | 92000-06045 | E-11 | | E-22 |
| 91261-323-000 | F-16 | 92000-06050 | E-1 | 93500-05016-0A | E-22 |
| 91262-323-000 | F-16 | 92000-08016-0A | F-20 | 93500-05016-0B | F-22 |
| 91301-200-000 | E-2 | | F-21 | 93500-05016-0B | F-23 |
| 91301-268-020 | E-13 | 92000-08028-0A | F-15 | | F-24 |
| 91301-323-000 | E-2 | 92000-08028 | F-17 | | F-25 |
| 91302-001-020 | E-1 | 92000-08040-0A | F-18 | 93500-05016-0G | F-14 |
| | E-2 | | F-35 | 93500-05020-0A | E-1 |
| 91302-250-010 | E-13 | | F-36 | | E-2 |
| 91302-300-000 | F-7 | 92000-08065-0A | F-30 | | F-29 |
| 91304-028-000 | E-6 | 92000-08080-0B | F-19 | 93500-05025-0A | F-1 |
| 91304-216-000 | E-19 | 92000-08100-0A | F-36 | | F-2 |
| 91304-286-000 | E-4 | 92000-10025-0B | F-22 | 93500-05032-0A | F-1 |
| 91305-323-000 | E-5 | 92000-10035-0A | F-9 | 93500-06006-02 | F-8 |
| 91306-703-000 | E-16 | | F-35 | 93500-06012 | E-10 |
| 91309-035-000 | E-1 | 92020-06020 | E-9 | | F-22 |
| | E-4 | | E-18 | 93500-06016-49 | F-19 |
| 91309-300-000 | E-12 | 92200-06025 | F-6 | 93500-06016 | E-1 |
| 91315-044-000 | E-13 | | F-9 | | F-10 |
| | E-19 | 92200-08035-0A | F-6 | | E-15 |
| 91316-300-003 | E-6 | 92200-10050-0A | F-36 | 93500-06020-49 | F-19 |
| 91316-300-005 | E-6 | 92200-10080-0A | F-36 | 93500-06020 | E-1 |
| 91318-300-013 | E-2 | 92700-08050-30 | F-8 | | E-10 |
| 91319-300-000 | E-19 | 92800-12000 | E-6 | 93500-06025 | E-1 |
| 91319-323-000 | E-1 | | | 93500-06028 | E-10 |
| 91354-702-000 | E-8 | 93000 | | 93500-06032 | E-8 |
| | | | | | E-10 |
| 92000 | | 93000-06025-02 | F-4 | | E-11 |
| | | 93000-06028-02 | F-26 | | F-10 |
| 92000-04006-0A | E-13 | | F-27 | 93500-06035 | E-13 |
| 92000-05020-0B | F-31 | | F-28 | 93500-06040 | E-1 |
| | F-32 | 93000-08050-0A | F-36 | 93500-06055 | F-11 |
| | F-33 | 93000-08055-0A | F-36 | 93500-06065 | E-10 |
| 92000-06010 | F-8 | | FOP | 93500-06080 | F-8 |
| 92000-06012-02 | E-12 | | FOP-1 | 93600-06010 | F-11 |
| 92000-06012 | E-12 | 93000-08056-0B | F-3 | 93600-06016-07 | F-12 |
| | E-16 | 93000-08065-0A | FOP | 93600-06016 | E-22 |
| | F-11 | | FOP-1 | 93600-06018 | E-15 |
| | F-13 | 93000-08074-0B | F-3 | 93600-06020 | F-18 |
| | F-19 | 93000-08080-0B | F-19 | 93700-03025-3B | F-26 |
| | F-29 | 93000-10032-0A | F-17 | | F-27 |
| 92000-06014 | F-18 | 93100-08040-0B | F-3 | 93700-03045-0B | F-28 |
| 92000-06016 | E-11 | | F-27 | 93700-05015-0A | F-7 |
| | E-15 | 93200-08032-0A | F-37 | 93700-05020-02 | F-9 |
| | F-9 | 93500-03008-0A | F-9 | 93700-06010-02 | E-1 |
| | F-11 | 93500-03010-0A | E-22 | 93700-06025-02 | F-26 |
| | F-12 | | F-28 | 93700-06032 | E-7 |
| | F-13 | 93500-03010-0B | F-22 | 93901-25080 | F-12 |
| | F-18 | | F-23 | 93901-25310 | E-19 |
| 92000-06018 | F-12 | | F-24 | 93901-26110 | E-19 |
| 92000-06020 | E-15 | 93500-03045-0B | F-34 | | |
| | F-9 | 93500-04010-0A | E-22 | 94000 | |
| | F-15 | 93500-04012-0A | E-22 | | |
| | F-30 | 93500-04012-0B | F-9 | 94001-04000-0S | F-9 |
| | F-31 | 93500-04016-0A | F-2 | 94001-05000-0S | E-22 |
| | F-37 | 93500-04020-0A | F-13 | | F-34 |
| 92000-06025 | F-13 | 93500-04050-0B | F-33 | 94001-05000 | F-9 |
| | F-29 | 93500-04050-4J | F-31 | 94001-06000-0S | F-28 |
| 92000-06028 | F-5 | 93500-04055-4J | F-32 | | |
| | F-19 | 93500-05006-0A | E-2 | | |
| 92000-06040 | E-1 | 93500-05008-0A | F-26 | | |
| | F-13 | | F-27 | | |

PART NO. INDEX

| Part No. | Block | Part No. | Block | Part No. | Block |
|---|--|----------------------------|--|--|--|
| 94001-06000 | E-2 E-5 F-2 F-6 F-11 F-12 F-14 F-15 F-18 F-19 F-20 | 94101-08000 | F-6 F-8 F-17 F-18 F-21 F-30 F-31 F-35 F-36 FOP FOP-1 | 94111-08000 | F-6 F-8 F-14 F-20 F-21 F-30 F-36 FOP FOP-1 |
| 94001-06000 | F-21 F-26 F-27 F-29 F-31 | 94101-08200 | F-19 F-32 F-33 F-34 | 94111-08700 94111-10000 | F-21-1 F-18 F-26 F-27 F-35 F-36 |
| 94001-06070 94001-08000-OS | F-21-1 F-6 F-14 F-19 F-20 F-21 F-30 F-35 F-36 FOP FOP-1 | 94101-08700 94101-10000 | F-21-1 F-9 F-26 F-27 F-35 | 94111-10200 94111-10800 94111-12000 94201-16150 | F-28 F-22 F-36 F-15 F-35 |
| 94001-08020-OS 94001-08070 94001-10000-OS | F-3 F-21-1 F-26 F-35 | 94101-10200 | F-19 F-22 F-28 | 94201-16220 94201-20180 94201-25200 94201-25250 94201-40300 94251-05000 94251-05000 | F-6 F-18 F-15 F-35 F-15 F-22 F-23 F-24 F-25 |
| 94002-06000 94002-06300 94002-08000-OS 94021-06000 94030-08000 94030-10000 | F-4 F-30 F-15 F-21-1 F-8 F-16 F-36 | 94109-12000 94111-03000 | F-9 E-6 E-22 F-9 | 94251-06000 | F-11 F-12 F-18 |
| 94030-12000 94101-03000 94101-04000 | F-4 F-30 F-15 F-21-1 | 94111-04000 94111-05000 | E-22 F-8 E-22 F-1 F-2 F-9 | 94251-08000 94301-08140 | F-18 E-8 E-10 |
| 94101-05000 94101-06000 | F-8 F-16 F-36 F-9 E-13 F-9 | 94111-06000 | E-22 F-22 F-23 F-24 F-25 F-29 | 94301-12180 94302-06100 94302-10160 | E-4 E-11 E-2 E-19 E-15 |
| 94101-06200 94101-06700 | E-7 F-34 E-2 E-10 E-11 F-6 F-9 F-11 F-12 F-13 F-14 F-19 F-26 F-27 F-28 F-29 F-31 F-35 | 94111-06700 | E-11 E-22 F-4 F-5 F-6 F-9 F-11 F-12 F-13 F-14 F-19 F-30 F-31 F-21-1 | 94303-08140 94510-12000 94510-18000 94510-20000 94510-25150 94510-30000 94521-48000 94601-15000 94608-50000 | E-11 E-9 E-9 E-15 F-8 E-4 F-8 |
| | E-12 F-21-1 | | | 95000 | |
| | | | | 95001-35330-40 95001-55180-40 95001-55300-40 95002-02070 95002-02100 95011-14100 95011-14200 95011-31000 95011-40000 95011-52000 95011-61000 95012-17000 95014-19000 | E-22 F-10 F-10 E-22 F-10 F-1 F-2 F-35 F-37 F-37 F-14 F-30 F-15 |

PART NO. INDEX

| Part No. | Block | Part No. | Block | Part No. | Block |
|----------------|-------|----------------|-------|----------|-------|
| 95014-41000 | F-8 | 99003-10000 | F-38 | | |
| 95014-61100 | F-29 | | F-39 | | |
| 95014-61200 | F-29 | 99003-20000 | F-38 | | |
| 95014-71700 | F-35 | | F-39 | | |
| 95014-72401 | F-35 | 99003-30000 | F-38 | | |
| 95014-73300 | F-15 | | F-39 | | |
| 95014-74320 | F-15 | 99003-40000 | F-38 | | |
| 95015-32000 | F-15 | | F-39 | | |
| 95015-32001 | F-15 | 99003-50000 | F-38 | | |
| 95015-42000 | F-15 | | F-39 | | |
| 95015-52000 | F-15 | 99005-02000 | F-39 | | |
| 95015-62000 | F-35 | 99006-12000 | F-39 | | |
| 95015-72100 | F-35 | 99006-26000 | F-39 | | |
| 95015-82000 | F-35 | 99007-45000 | F-39 | | |
| 95015-91000 | F-35 | 99008-02000 | F-39 | | |
| 95700-06022 | E-5 | 99124-076-0400 | E-22 | | |
| 95700-06032 | E-1 | 99202-60107-80 | E-22 | | |
| | E-2 | 99202-60110-00 | E-22 | | |
| | E-6 | | | | |
| | E-20 | | | | |
| | E-21 | | | | |
| 95700-06040 | E-21 | | | | |
| 95700-06050 | E-20 | | | | |
| 95700-06055 | E-7 | | | | |
| | E-12 | | | | |
| | E-21 | | | | |
| 95700-06065 | E-1 | | | | |
| | E-2 | | | | |
| 95700-06100 | E-20 | | | | |
| 95700-06105 | E-21 | | | | |
| 95700-08100 | E-20 | | | | |
| 95700-08125 | E-20 | | | | |
| 96000 | | | | | |
| 96100-62050 | E-15 | | | | |
| 96140-63020 | F-7 | | | | |
| 96140-63040-10 | F-16 | | | | |
| 96140-63050-10 | F-16 | | | | |
| 96201-30001 | E-11 | | | | |
| | F-18 | | | | |
| 96211-08000 | F-9 | | | | |
| 96211-10000 | E-11 | | | | |
| | E-18 | | | | |
| | F-37 | | | | |
| 98000 | | | | | |
| 98069-57711 | E-2 | | | | |
| 98069-57723 | E-2 | | | | |
| 98200-11500 | F-30 | | | | |
| | F-36 | | | | |
| 98202-22250 | F-30 | | | | |
| 99000 | | | | | |
| 99001-08120 | F-39 | | | | |
| 99001-10120 | F-39 | | | | |
| 99001-10140 | F-38 | | | | |
| 99001-14170 | F-39 | | | | |
| 99001-17190 | F-38 | | | | |
| 99002-13500 | F-39 | | | | |
| 99002-15000 | F-38 | | | | |

Courtesy of  Honda4Fun
www.honda4fun.com www.honda4fun.com



HONDA
HONDA MOTOR CO., LTD. TOKYO, JAPAN

ISS 01001/307

PRINTED IN JAPAN